

## **APPENDIX A**

### **Example Herbicide Labels \***

\* Multiple manufactures may produce the active ingredients evaluated in the human health risk assessment under different trade names. The herbicide labels that follow are presented as examples of specific formulations. Because the risk assessment evaluated the active ingredients and not the specific formulations, BLM is not limited to the specific formulations presented in the following labels.

**Diflufenzopyr and Dicamba  
Example Label: Overdrive<sup>®</sup>**

**Diquat**  
**Example Label: Reward<sup>®</sup>**



PULL HERE TO OPEN ►

# REWARD®

## Landscape and Aquatic Herbicide

TO PREVENT ACCIDENTAL POISONING, NEVER PUT INTO FOOD, DRINK, OR OTHER CONTAINERS, AND USE STRICTLY IN ACCORDANCE WITH ENTIRE LABEL.

DO NOT USE THIS PRODUCT FOR REFORMULATION.

Active Ingredient:

Diquat dibromide [6,7-dihydrodipyrdo (1,2-a:2',1'-c) pyrazinedium dibromide]	37.3%
--	-------

Other Ingredients:	62.7%
--------------------	-------

Total:	100.0%
--------	--------

Contains 2 lbs. diquat cation per gal. as 3.73 lbs. salt per gal.

**KEEP OUT OF REACH OF CHILDREN.**

### WARNING/AVISO

Si usted no entiende la etiqueta, busque a alguien para que se la explique a usted en detalle. (If you do not understand the label, find someone to explain it to you in detail.)

See additional precautionary statements and directions for use inside booklet.

EPA Reg. No. 100-1091

EPA Est. 100-TX-001

Product of United Kingdom

Formulated in the USA

SCP 1091A-L2 0901

154290

## 2.5 gallons

U.S. Standard  
Measure

# syngenta

## Reward®

FIRST AID	
If swallowed	<ul style="list-style-type: none"><li>• Call a Poison Control Center or doctor immediately for treatment advice.</li><li>• Immediately give water or milk to drink and induce vomiting by inserting finger in throat.</li><li>• Do not induce vomiting or give anything by mouth to an unconscious person.</li><li>• Take person and product container to the nearest hospital or physician fast.</li><li>• PROMPT TREATMENT IS ESSENTIAL TO COUNTERACT POISONING and should be initiated before signs and symptoms of injury appear.</li></ul>
If on skin or clothing	<ul style="list-style-type: none"><li>• Take off contaminated clothing.</li><li>• Rinse skin immediately with plenty of water for 15-20 minutes.</li><li>• Call a Poison Control Center or doctor for treatment advice.</li></ul>
If in eyes	<ul style="list-style-type: none"><li>• Hold eye open and rinse slowly and gently with water for 15-20 minutes.</li><li>• Remove contact lenses, if present, after the first 5 minutes, then continue rinsing eye.</li><li>• Call a Poison Control Center or doctor for treatment advice.</li></ul>
If inhaled	<ul style="list-style-type: none"><li>• Move person to fresh air.</li><li>• If person is not breathing, call 911 or an ambulance, then give artificial respiration, preferably mouth-to-mouth, if possible.</li><li>• Call a Poison Control Center or doctor for further treatment advice.</li></ul>
<b>NOTE TO PHYSICIAN</b> CALL SYNGENTA MEDICAL EMERGENCY ASSISTANCE 1-800-888-8372 at any hour to obtain toxicology information and a diquat analysis. To be effective, treatment for diquat poisoning must begin <b>IMMEDIATELY</b> . Treatment consists of binding diquat in the gut with suspensions of activated charcoal or bentonite clay, administration of cathartics to enhance elimination, and removal of diquat from the blood by charcoal hemoperfusion or continuous hemodialysis.	
Have the product container or label with you when calling a poison control center or doctor, or going for treatment.	
<b>HOT LINE NUMBER</b> For 24-Hour Medical Emergency Assistance (Human or Animal) or Chemical Emergency Assistance (Spill, Leak, Fire, or Accident), Call <b>1-800-888-8372</b>	

## PRECAUTIONARY STATEMENTS

### Hazards to Humans and Domestic Animals

#### WARNING/AVISO

May be fatal if absorbed through skin. Harmful if swallowed or inhaled. Causes substantial, but temporary, eye injury. Causes skin irritation. Contact with irritated skin, or a cut, or repeated contact with intact skin may result in poisoning. Do not get in eyes, on skin, or on clothing. Avoid breathing vapor or spray mist. Do not feed forage from treated crops to livestock. Keep livestock and pets out of treated fields and crop areas.

#### Personal Protective Equipment (PPE)

##### Applicators and other handlers must wear:

- Coveralls over short-sleeved shirt and short pants or coveralls over long-sleeved shirt and long pants
- Waterproof gloves
- Chemical-resistant footwear plus socks
- Protective eyewear
- Chemical-resistant headgear for overhead exposure
- Chemical-resistant apron when cleaning equipment, mixing, or loading

**Exception:** After this product has been diluted with at least 50 gallons of water, applicators for AQUATIC SURFACE APPLICATIONS must, at a minimum, wear (Note – Mixers and Loaders for this application method must still wear the Personal Protective Equipment (PPE) as described in the above section):

- Long-sleeved shirt and long pants
- Shoes plus socks
- Waterproof gloves
- Protective eyewear

**Exception:** At a minimum, applicators for AQUATIC SUBSURFACE APPLICATIONS must wear (Note – Mixers and Loaders for this application method must still wear the Personal Protective Equipment (PPE) as described in the above section):

## Reward®

- Short-sleeved shirt and short pants
- Waterproof gloves
- Chemical-resistant footwear plus socks

Discard clothing and other absorbent materials that have been drenched or heavily contaminated with this product's concentrate. Do not reuse them. Follow manufacturer's instructions for cleaning/maintaining PPE. If no such instructions for washables, use detergent and hot water. Keep and wash PPE separately from other laundry.

### Engineering Control Statements

When handlers use closed systems, enclosed cabs, or aircraft in a manner that meets the requirements listed in the Worker Protection Standard (WPS) for agricultural pesticides [40 CFR 170.240(d)(4-6)], the handler PPE requirements may be reduced or modified as specified in the WPS. Mixers, loaders, and applicators using closed systems who meet these requirements may wear: long-sleeved shirt and long pants, protective eyewear, waterproof gloves, shoes plus socks, and a chemical-resistant apron when mixing, loading, or cleaning equipment. If handling tasks are performed from inside an enclosed cab or aircraft with enclosed cockpits that meet these requirements may wear: long-sleeved shirt, long pants, shoes and socks for the labeling-specified PPE. All labeling-specified PPE must be immediately available for use in an emergency. All applicable requirements as specified in 40 CFR 170.240(d)(4-6) must be followed.

### User Safety Recommendations

#### Users should:

- Wash hands before eating, drinking, chewing gum, using tobacco, or using the toilet.
- Remove clothing immediately if pesticide gets inside. Then wash thoroughly and put on clean clothing.
- Remove PPE immediately after handling this product. Wash the outside of gloves before removing. As soon as possible, wash thoroughly and change into clean clothing.

### Environmental Hazards (Terrestrial and Aquatic Uses)

This pesticide is toxic to aquatic invertebrates. **For Terrestrial Uses**, do not apply directly to water, or to areas where surface water is present, or to intertidal areas below the mean high water mark. Do not contaminate water when disposing of equipment wash waters. **For Aquatic Uses**, do not apply directly to water except as specified on this label. Treatment of dense weed areas may result in oxygen loss from decomposition of dead weeds. This loss of oxygen may cause fish suffocation. Therefore, treat only 1/3-1/2 of the water body area at one time, especially if dense areas of weeds and/or algae exist, and wait 14 days between treatments.

Necessary approval and/or permits should be obtained prior to application if required. Consult the responsible State Agencies (i.e., Fish and Game Agencies or Department of Natural Resources) before making applications to public waters.

## CONDITIONS OF SALE AND LIMITATION OF WARRANTY AND LIABILITY

**NOTICE:** Read the entire Directions for Use and Conditions of Sale and Limitation of Warranty and Liability before buying or using this product. If the terms are not acceptable, return the product at once, unopened, and the purchase price will be refunded.

The Directions for Use of this product should be followed carefully. It is impossible to eliminate all risks inherently associated with the use of this product. Crop injury, ineffectiveness or other unintended consequences may result because of such factors as manner of use or application, weather or crop conditions, presence of other materials or other influencing factors in the use of the product, which are beyond the control of SYNGENTA CROP PROTECTION, Inc. or Seller. All such risks shall be assumed by Buyer and User, and Buyer and User agree to hold SYNGENTA and Seller harmless for any claims relating to such factors.

SYNGENTA warrants that this product conforms to the chemical description on the label and is reasonably fit for the purposes stated in the Directions for Use, subject to the inherent risks referred to above, when used in accordance with directions under normal use conditions. This warranty does not extend to the use of the product contrary to label instructions, or under abnormal conditions or under conditions not reasonably foreseeable to or beyond the control of Seller or SYNGENTA, and Buyer and User assume the risk of any such use. SYNGENTA MAKES NO WARRANTIES OF MERCHANTABILITY OR OF FITNESS FOR A PARTICULAR PURPOSE NOR ANY OTHER EXPRESS OR IMPLIED WARRANTY EXCEPT AS STATED ABOVE.

In no event shall SYNGENTA or Seller be liable for any incidental, consequential or special damages resulting from the use or handling of this product. **THE EXCLUSIVE REMEDY OF THE USER OR BUYER, AND THE EXCLUSIVE LIABILITY OF SYNGENTA AND SELLER FOR ANY AND ALL CLAIMS, LOSSES, INJURIES OR DAMAGES (INCLUDING CLAIMS BASED ON BREACH OF WARRANTY, CONTRACT, NEGLIGENCE, TORT, STRICT LIABILITY OR OTHERWISE) RESULTING FROM THE USE OR HANDLING OF THIS PRODUCT, SHALL BE THE RETURN OF THE PURCHASE PRICE OF THE PRODUCT OR, AT THE ELECTION OF SYNGENTA OR SELLER, THE REPLACEMENT OF THE PRODUCT.**

SYNGENTA and Seller offer this product, and Buyer and User accept it, subject to the foregoing Conditions of Sale and Limitations of Warranty and of Liability, which may not be modified except by written agreement signed by a duly authorized representative of SYNGENTA.

## DIRECTIONS FOR USE

It is a violation of Federal law to use this product in a manner inconsistent with its labeling.

Do not apply this product in a way that will contact workers or other persons, either directly or through drift. Only protected handlers may be in the area during application. For any requirements specific to your State or Tribe, consult the agency responsible for pesticide regulation.

**READ ENTIRE LABEL. USE STRICTLY IN ACCORDANCE WITH PRECAUTIONARY STATEMENTS AND DIRECTIONS, AND WITH APPLICABLE STATE AND FEDERAL REGULATIONS.**

**DO NOT APPLY THIS PRODUCT THROUGH ANY TYPE OF IRRIGATION SYSTEM.**

### AGRICULTURAL USE REQUIREMENTS

Use this product only in accordance with its labeling and with the Worker Protection Standard, 40 CFR part 170. This Standard contains requirements for the protection of agricultural workers on farms, forests, nurseries, and greenhouses, and handlers of agricultural pesticides. It contains requirements for training, decontamination, notification, and emergency assistance. It also contains specific instructions and exceptions pertaining to the statements on this label about personal protective equipment (PPE), and restricted-entry interval. The requirements in this box only apply to uses of this product that are covered by the Worker Protection Standard.

**Do not enter or allow worker entry into treated areas during the restricted-entry interval (REI) of 24 hours.**

PPE required for early entry to treated areas that is permitted under the Worker Protection Standard and that involves contact with anything that has been treated, such as plants, soil, or water is:

- Coveralls over short-sleeved shirt and short pants, or coveralls over long-sleeved shirt and long pants
- Waterproof gloves
- Chemical-resistant footwear plus socks
- Protective eyewear
- Chemical-resistant headgear for overhead exposure

### NON-AGRICULTURAL USE REQUIREMENTS

The requirements in this box apply to uses of this product that are NOT within the scope of the Worker Protection Standard for agricultural pesticides (40 CFR part 170). The WPS applies when this product is used to produce agricultural plants on farms, forests, nurseries, or greenhouses.

**Keep all unprotected persons out of operating areas or vicinity where there may be drift.**

**For terrestrial uses,** do not enter or allow entry of maintenance workers into treated areas, or allow contact with treated vegetation wet with spray, dew, or rain, without appropriate protective clothing until spray has dried.

**For aquatic uses,** do not enter treated areas while treatments are in progress.

## STORAGE AND DISPOSAL

### Prohibitions

Do not contaminate water, food, or feed by storage, disposal, or cleaning of equipment. Open dumping is prohibited.

### Storage

Keep pesticide in original container. Do not put concentrate or dilute into food or drink containers. Do not contaminate feed, foodstuffs, or drinking water. Do not store or transport near feed or food. Store at temperatures above 32°F. For help with any spill, leak, fire, or exposure involving this material, call 1-800-888-8372.

### Pesticide Disposal

Pesticide wastes are toxic. Improper disposal of excess pesticide, spray mixture, or rinsate is a violation of Federal law. If these wastes cannot be disposed of by use according to label instructions, contact your State Pesticide or Environmental Control Agency, or the Hazardous Waste representative at the nearest EPA Regional Office for guidance.

### Container Disposal

Do not reuse container. Triple rinse (or equivalent). Then offer for recycling or reconditioning, or puncture and dispose of in a sanitary landfill, or incineration, or if allowed by State and local authorities, by burning. If burned, stay out of smoke.

**CONTAINER IS NOT SAFE FOR FOOD, FEED, OR DRINKING WATER!**

## DIRECTIONS

Reward Landscape and Aquatic Herbicide is a nonvolatile herbicidal chemical for use as a general herbicide to control weeds in noncrop and aquatic areas. Absorption and herbicidal action is usually quite rapid with effects visible in a few days. Reward Landscape and Aquatic Herbicide controls weeds by interfering with photosynthesis within green plant tissue. Weed plants should be succulent and actively growing for best results. Rinse all spray equipment thoroughly with water after use. Avoid Spray Drift to crops, ornamentals, and other desirable plants during application, as injury may result. Application to muddy water may result in reduced control. Minimize creating muddy water during application. Use of dirty or muddy water for Reward Landscape and Aquatic Herbicide dilution may result in reduced herbicidal activity. Avoid applying under conditions of high wind, water flow, or wave action.

### Spray Drift Management

Avoiding spray drift at the application site is the responsibility of the applicator and the grower.

The interaction of many equipment- and weather-related factors determine the potential for spray drift. The applicator and the grower are responsible for considering all these factors when making decisions.

The following drift management requirements must be followed to avoid off-target movement from aerial applications to agricultural field crops. These requirements do not apply to forestry applications, public health uses, or to applications using dry formulations.

The distance of the outermost nozzles on the boom must not exceed  $\frac{3}{4}$  the length of the wingspan or rotor.

Nozzles must always point backward parallel with the air stream and never be pointed downward more than 45 degrees.

Where states have more stringent regulations, they should be observed.

### Droplet Size

The most effective way to reduce drift potential is to apply large droplets. The best drift management strategy is to apply the largest droplets that provide sufficient coverage and control. Applying larger droplets reduces drift potential, but will not prevent drift if applications are made improperly, or under unfavorable environmental conditions (See **Wind, Temperature and Humidity, and Temperature Inversions**).

### Controlling Droplet Size

- **Volume** – Use high flow rate nozzles to apply the highest practical spray volume. Nozzles with higher rated flows produce larger droplets.
- **Pressure** – Do not exceed the nozzle manufacturer's recommended pressures. For many nozzle types, lower pressure produces larger droplets. When higher flow rates are needed, use higher flow rate nozzles instead of increasing pressure.
- **Number of Nozzles** – Use the minimum number of nozzles that provide uniform coverage.
- **Nozzle Orientation** – Orienting nozzles so that the spray is released parallel to the airstream produces larger droplets than other orientations and is the recommended practice. Significant deflection from horizontal will reduce droplet size and increase drift potential.
- **Nozzle Type** – Use a nozzle type that is designed for the intended application. With most nozzle types, narrower spray angles produce larger droplets. Consider using low-drift nozzles. Solid stream nozzles oriented straight back produce the largest droplets and the lowest drift.

### Boom Length

For some use patterns, reducing the effective boom length to less than  $\frac{3}{4}$  of the wingspan or rotor length may further reduce drift without reducing swath width.

### Application Height

Applications should not be made at a height greater than 10 ft. above the top of the target plants, unless a greater height is required for aircraft safety. Making applications at the lowest height that is safe reduces exposure of droplets to evaporation and wind.

### Swath Adjustment

When applications are made with a crosswind, the swath will be displaced downwind. Therefore, on the up and downwind edges of the field, the applicator must compensate for this displacement by adjusting the path of the aircraft upwind. Swath adjustment distance should increase with increasing drift potential (higher wind, smaller drops, etc.).

### Wind

Drift potential is lowest between wind speeds of 2-10 mph. However, many factors, including droplet size and equipment type, determine drift potential at any given speed. Application should be avoided below 2 mph due to variable wind direction and high inversion potential.

**Note:** Local terrain can influence wind patterns. Every applicator should be familiar with local wind patterns and how they affect spray drift.

### Temperature and Humidity

When making applications in low relative humidity, set up equipment to produce larger droplets to compensate for evaporation. Droplet evaporation is most severe when conditions are both hot and dry.



### Temperature Inversions

Applications should not occur during a temperature inversion because drift potential is high. Temperature inversions restrict vertical air mixing, which causes small suspended droplets to remain in a concentrated cloud. This cloud can move in unpredictable directions due to the light variable winds common during inversions. Temperature inversions are characterized by increasing temperatures with altitude and are common on nights with limited cloud cover and light to no wind. They begin to form as the sun sets and often continue into the morning. Their presence can be indicated by ground fog; however, if fog is not present, inversions can also be identified by the movement of smoke from a ground source or an aircraft smoke generator. Smoke that layers and moves laterally in a concentrated cloud (under low wind conditions) indicates an inversion, while smoke that moves upward and rapidly dissipates indicates good vertical air mixing.

### Sensitive Areas

The pesticide should only be applied when the wind is blowing away from adjacent sensitive areas (e.g., residential areas, bodies of water, known habitat for threatened or endangered species, non-target crops).

### Commercial Greenhouses And Nurseries

For general weed control in commercial greenhouses (beneath benches), (field grown and container stock), and other similar areas, Reward Landscape and Aquatic Herbicide may be applied preplant or postplant preemergence in field grown ornamental nursery plantings or postemergence as a directed spray. Reward Landscape and Aquatic Herbicide may also be applied preemergence in ornamental seed crops (U.S., except CA). Avoid contact with desirable foliage as injury may occur. Do not use on food or feed crops.

**Spot spray:** 1-2 qts. Reward Landscape and Aquatic Herbicide plus the labeled rate of a 75% or greater nonionic surfactant per 100 gals. of water, or 0.75 oz. (22 mls.) Reward Landscape and Aquatic Herbicide plus the labeled rate of a 75% or greater nonionic surfactant per 1 gal. of water.

**Broadcast:** 1-2 pts. Reward Landscape and Aquatic Herbicide in a minimum of 15 gals. of water per acre. Add the labeled rate of a 75% or greater nonionic surfactant per 100 gals. of spray mixture. Use an adequate spray volume to insure good coverage.

### Ornamental Seed Crops (Flowers, Bulbs, Etc.) U.S., Except CA

For preharvest desiccation of ornamental seed crops. NOT FOR FOOD OR FIBER CROPS.

**Broadcast (Air or Ground):** 1.5-2 pts. Reward Landscape and Aquatic Herbicide plus the labeled rate of a 75% or greater nonionic surfactant per acre in sufficient water (minimum of 5 gals. by air; 15 gals. by ground) for desiccation and weed burndown. Repeat as needed at no less than 5-day intervals up to three applications. Do not use seed, screenings, or waste as feed or for consumption.

### Directions For Landscape, Industrial, Recreational, Commercial, Residential, and Public Areas

Reward Landscape and Aquatic Herbicide provides fast control of broadleaf and grassy weeds in industrial, recreational, golf course, commercial, residential, and public areas.

Reward Landscape and Aquatic Herbicide is a nonselective herbicide that rapidly kills undesirable above ground weed growth in 24-36 hours. Avoid application of Reward Landscape and Aquatic Herbicide to desirable plants.

Reward Landscape and Aquatic Herbicide is a contact/desiccant herbicide; it is essential to obtain complete coverage of the target weeds to get good control. Improper application technique and/or application to stressed weeds may result in unacceptable weed control. For best results, apply to actively growing, young weeds.

Difficult weeds (such as perennial or deeply-rooted weeds) can often be controlled by tank mixing Reward Landscape and Aquatic Herbicide with other systemic-type herbicides. Refer to other product labels for specific application directions.

For residual weed control, tank mix Reward Landscape and Aquatic Herbicide with a pre-emergent herbicide labeled for the intended use site. When mixing Reward Landscape and Aquatic Herbicide with another herbicide, it is recommended to mix just a small amount first to determine if the mixture is physically compatible before proceeding with larger volumes.

Syngenta has not tested all possible tank mixtures with other herbicides for compatibility, efficacy or other adverse effects. Before mixing with other herbicides Syngenta recommends you first consult your state experimental station, state university or extension agent.

**Grounds maintenance weed control:** Reward Landscape and Aquatic Herbicide can be used as a spot or broadcast spray to control weeds in public, commercial and residential landscapes, including landscape beds, lawns, golf courses and roadsides. Reward Landscape and Aquatic Herbicide can also be used for weed control around the edges and nonflooded portions of ponds, lakes and ditches.

**Trim and edge weed control:** Reward Landscape and Aquatic Herbicide can be used to eliminate undesired grass and broadleaf plant growth in a narrow band along driveways, walkways, patios, cart paths, fence lines, and around trees, ornamental gardens, buildings, other structures, and beneath noncommercial greenhouse benches. Vegetation control with Reward Landscape and Aquatic Herbicide is limited to the spray application width. Do not exceed the labeled rate of Reward Landscape and Aquatic Herbicide as excessive rates may result in staining of concrete-based materials.

Reward Landscape and Aquatic Herbicide, since it does not translocate systemically, can be used as an edging or pruning tool when precisely applied to select areas of grass or to undesirable growth on desirable ornamental bedding plants, ground covers, etc.

## Reward®

**Industrial weed control:** Reward Landscape and Aquatic Herbicide can be used as a spot or broadcast spray either alone or in combination with other herbicides as a fast burndown or control weeds in rights-of-ways, railroad beds/yards, highways, roads, dividers and medians, parking lots, pipelines, pumping stations, public utility lines, transformer stations and substations, electric utilities, storage yards, and other noncrop areas.

**Spot spray:** 1-2 qts. of Reward Landscape and Aquatic Herbicide plus the labeled rate of a 75% or greater nonionic surfactant per 100 gals. Water, or 0.75 oz. (22 mls) Reward Landscape and Aquatic Herbicide plus the labeled rate of a 75% or greater nonionic surfactant per 1 gal. of water.

**Broadcast:** 1-2 pts. Reward Landscape and Aquatic Herbicide in a minimum of 15 gals. of water per acre. Add the labeled rate of 75% or greater nonionic surfactant per 100 gals. spray mixture. Use an adequate spray volume to insure good coverage. Greater water volumes are necessary if the target plants are tall and/or dense. It is recommended that 60 gals. or greater water volume be used to obtain good coverage of dense weeds.

### **Turf Renovation (All Turf Areas Except Commercial Sod Farms)**

To desiccate golf course turf and other turf areas prior to renovation, apply 1-2 pts. of Reward Landscape and Aquatic Herbicide per acre plus the labeled rate of a 75% or greater nonionic surfactant in 20-100 gals. of water (4 teaspoons of Reward Landscape and Aquatic Herbicide plus the labeled rate of a 75% or greater nonionic surfactant per 1 gal. of water) using ground spray equipment. Apply for full coverage and thorough contact with the turfgrass. Apply only when the turf is dry, free from dew and incidental moisture. For enhanced turf desiccation, especially in the case of thick turfgrass, water volumes should approach 100 gals. of water per acre.

For **suppression** of regrowth and quick desiccation of treated turfgrass, Reward Landscape and Aquatic Herbicide may be mixed with other systemic nonselective or systemic postemergence grassy weed herbicides. Refer to other product labels for specific application directions and restrictions.

Avoid spray contact with, or spray drift to, foliage of ornamental plants or food crops.

Do not graze livestock on treated turf or feed treated thatch to livestock.

### **Dormant Established Turfgrass (Bermudagrass, Zoysiagrass), Nonfood or Feed Crop**

For control of emerged annual broadleaf and grass weeds, including Little Barley\*, Annual Bluegrass, Bromes including Rescuegrass, Sixweeks fescue, Henbit, Buttercup, and Carolina Geranium in established dormant bermudagrass lawns, parks, golf courses, etc.

Apply 1-2 pts. Reward Landscape and Aquatic Herbicide per acre in 20-100 gals. of spray mix by ground as a broadcast application. Add the labeled rate of a 75% or greater nonionic surfactant per 100 gals. of spray mixture.

Bermudagrass must be dormant at application. Application to actively growing bermudagrass may cause delay or permanent injury. Users in the extreme Southern areas should be attentive to the extent of dormancy at the time of application.

\*For control of Little Barley, apply Reward Landscape and Aquatic Herbicide prior to the mid-boot stage.

### **Aquatic Use Directions**

#### **New York – Not for Sale or Use in New York State without Supplemental Special Local Needs Labeling.**

Necessary approval and/or permits should be obtained prior to application if required. Consult the responsible State Agencies (i.e., Fish and Game Agencies or Department of Natural Resources). Treatment of dense weed areas may result in oxygen loss from decomposition of dead weeds. This loss of oxygen may cause fish suffocation. Therefore, treat only 1/3-1/2 of the water body area at one time and wait 14 days between treatments.

For application only to **still water** (i.e. ponds, lakes, and drainage ditches) where there is minimal or no outflow to public waters.

and/or

For applications to **public waters** in ponds, lakes, reservoirs, marshes, bayous, drainage ditches, canals, streams, rivers, and other slow-moving or quiescent bodies of water for control of aquatic weeds. For use by:

- Corps of Engineers; or
- Federal or State Public Agencies (i.e., Water Management District personnel, municipal officials); or
- Applicators and/or Licensees (certified for aquatic pest control) that are authorized by the State or Local government.

## Reward®

Treated water may be used according to the following table or until such time as an approved assay (example: PAM II Spectromatic Method) shows that the water does not contain more than the designated maximum contaminant level goal (MCLG) of 0.02 mg./l. (ppm) of diquat dibromide (calculated as the cation):

### Water Use Restrictions Following Applications With Reward Landscape And Aquatic Herbicide (Days)

Application Rate	Drinking	Fishing and Swimming	Livestock Consumption	Spray Tank Applications** and Irrigation to Turf and Ornamentals	Spray Tank Applications** and Irrigation to Food Crops
2 gals./surface acre	3 days	0	1 day	3 days	5 days
1 gal./surface acre	2 days	0	1 day	2 days	5 days
0.75 gal./surface acre	2 days	0	1 day	2 days	5 days
0.50 gal./surface acre	1 day	0	1 day	1 day	5 days
Spot Spray* (< 0.5 gal./surface acre)	1 day	0	1 day	1 day	5 days

\*Rates refer to total surface area.

\*\*For preparing agricultural sprays for food crops, turf or ornamentals (to prevent phytotoxicity), do not use water treated with Reward Landscape and Aquatic Herbicide before the specified time period.

When the contents of more than one spray tank is necessary to complete a single aquatic application, no water holding restrictions apply between the consecutive spray tanks.

No applications are to be made in areas where commercial processing of fish, resulting in the production of fish protein concentrate or fish meal, is practiced. Before application, coordination and approval of local and/or State authorities must be obtained.

### Apply Reward Landscape and Aquatic Herbicide in Accordance With the Following Table

Weed Species	Subsurface or Bottom Placement Gals./Surface Acre*	Surface Gals./Surface Acre*
Bladderwort ( <i>Utricularia</i> spp.)	1-2	2
Coontail ( <i>Ceratophyllum demersum</i> )	2	2
Elodea ( <i>Elodea</i> spp.)	2	2
Naiad ( <i>Najas</i> spp.)	1-2	2
Pondweeds <sup>1</sup> ( <i>Potamogeton</i> spp.)	2	2
Watermilfoils ( <i>Myriophyllum</i> spp.)	1-2	2
Hydrilla ( <i>Hydrilla verticillata</i> )	2	2
Waterlettuce <sup>2</sup> ( <i>Pistia Stratiotes</i> )	NA	0.5 - 0.75
Waterhyacinth <sup>2</sup> ( <i>Eichhornia crassipes</i> )	NA	0.5 - 0.75
Pennywort <sup>3</sup> ( <i>Hydrocotyle</i> spp.)	NA	0.5 - 0.75
Frog's Bit <sup>6</sup> ( <i>Limnobium spongia</i> )	NA	0.5 - 0.75
Salvinia <sup>2</sup> ( <i>Salvinia</i> spp.)	NA	0.5 - 0.75
Duckweed <sup>4</sup> ( <i>Lemna</i> spp.)	NA	1
Cattails <sup>3</sup> ( <i>Typha</i> spp.)	NA	1-2
Algae <sup>5</sup> ( <i>Spirogyra</i> spp. & <i>Pithophora</i> spp.)	1-2	2

\*For water less than or equal to 2 ft. in average depth of treatment area, use a maximum of 1 gal. Reward Landscape and Aquatic Herbicide per surface acre. Lowest rates should be used in shallow areas where the water depth is considerably less than the average depth of the entire treatment area, for example, shallow shoreline areas. At water temperatures below 50°-60°F, efficacy and immediacy of results may be reduced.

<sup>1</sup>Reward Landscape and Aquatic Herbicide controls *Potamogeton* species except Richardson's pondweed (*P. richardsonii*). For control of *P. robbinsii*, applications must be made when the plants are in the early stages of growth such as in Spring and early Summer.

<sup>2</sup>For salvinia, waterlettuce, and water hyacinth, use the labeled rate of Reward Landscape and Aquatic Herbicide in 75-200 gals. water plus the labeled rate of a 75% or greater nonionic surfactant per acre for surface sprays, and for aerial application for waterlettuce and water hyacinth control, apply the labeled rate of Reward Landscape and Aquatic Herbicide in 10-24 gals. of water plus the labeled rate of a 75% or greater nonionic surfactant per acre.

<sup>3</sup>For Pennywort and cattail control, apply in 50-150 gals. of water plus the labeled rate of a 75% or greater nonionic surfactant per acre for full coverage and thorough weed contact. Repeat treatments may be necessary to control regrowth. For best results, apply before flowering (cattail).

1-4 lbs

## Reward®

<sup>4</sup>For duckweed control, apply as an overall spray in 50-150 gals. of water plus the labeled rate of a 75% or greater nonionic surfactant per acre. Retreatment may be necessary for plants missed in previous applications and regrowth.

<sup>5</sup>For suppression of certain filamentous algae species including *Spirogyra* and *Pithophora*, apply according to the submersed use directions.

<sup>6</sup>Not for use in California.

**Application:** In mixed weed populations, use the high rate of application as indicated by weeds present.

**Subsurface Applications:** Where the submersed weed growth, especially Hydrilla, has reached the water surface, apply either in a water carrier or an invert emulsion through boom trailing hoses carrying nozzle tips to apply the dilute spray below the water surface to insure adequate coverage.

**Bottom Placement:** Where the submersed weeds, especially Hydrilla, Bladderwort, and Coontail growth, have reached the water surface or where water is slowly moving through the submersed weed growth that has reached the water surface, especially Hydrilla, Bladderwort, and Coontail, control may be enhanced when applied in an invert emulsion carrier injecting diluted Reward Landscape and Aquatic Herbicide near the bottom with weighted hoses. The addition of a copper-based algicide will improve control. Where algae are present along with the submersed weeds, pretreatment with copper-based algicide at recommended rates is advised for best results.

**Surface Application:** For submerged aquatic weeds, apply Reward Landscape and Aquatic Herbicide either as concentrate slowly poured directly from the container in strips or as a spray in sufficient carrier. Applications should be made to ensure complete coverage of the weed areas. In mixed weed populations, use the high rate of application as indicated by weeds present.

If posting is required by your state or tribe – consult the agency responsible for pesticide regulations for specific details.

### General Recommendations for "Posting Notification"\*

- **Flowing water:** "post" the restricted area (within/at 1,600 ft. downstream of treatment) for the duration of the water use restriction.
- **Standing water:** "post" the restricted area (within/at 1/4 mile of treatment) for the duration of the water use restriction.
- **No "posting" is necessary where water use is greater than 1,600 feet downstream of treated water in flowing water bodies or where water use is greater than 1/4 mile from treated water in standing water bodies.**

\*"Posting" should be removed at the end of the restriction period.

Reward® and the Syngenta logo are trademarks of a Syngenta Group Company.

©2001 Syngenta

For non-emergency (e.g., current product information), call Syngenta Crop Protection at 1-800-334-9481.
--

Product of United Kingdom  
Formulated in the USA

Syngenta Crop Protection, Inc.  
Greensboro, North Carolina 27409  
www.syngenta-us.com

SCP 1091A-L2 0901  
154290



## Landscape and Aquatic Herbicide

TO PREVENT ACCIDENTAL POISONING, NEVER PUT INTO FOOD, DRINK, OR OTHER CONTAINERS, AND USE STRICTLY IN ACCORDANCE WITH ENTIRE LABEL.

DO NOT USE THIS PRODUCT FOR REFORMULATION.

Active Ingredient:	
Diquat dibromide [6,7-dihydrodipyrido (1,2-a:2',1'-c)pyrazinedium dibromide]	37.3%
Other Ingredients:	62.7%

Total: 100.0%

Contains 2 lbs. diquat cation per gal. as 3.73 lbs. salt per gal.

See directions for use in attached booklet.

### AGRICULTURAL USE REQUIREMENTS

Use this product only in accordance with its labeling and with the Worker Protection Standard, 40 CFR part 170. Refer to supplemental labeling under "Agricultural Use Requirements" in the Directions for Use section for information about this standard.

EPA Reg. No. 100-1091  
EPA Est. 100-TX-001

Product of United Kingdom  
Formulated in the USA

Reward® and the Syngenta logo are trademarks of a Syngenta Group Company.

©2001 Syngenta

Syngenta Crop Protection, Inc.  
Greensboro, North Carolina 27409  
www.syngenta-us.com

SCP 1091A-L2 0901  
154290

2.5 gallons  
U.S. Standard Measure

## KEEP OUT OF REACH OF CHILDREN. WARNING/AVISO

Si usted no entiende la etiqueta, busque a alguien para que se la explique a usted en detalle. (If you do not understand the label, find someone to explain it to you in detail.)

### Precautionary Statements

#### Hazards to Humans and Domestic Animals

May be fatal if absorbed through skin. Harmful if swallowed or inhaled. Causes substantial, but temporary, eye injury. Causes skin irritation. Contact with irritated skin, or a cut, or repeated contact with intact skin may result in poisoning. Do not get in eyes, on skin, or on clothing. Avoid breathing vapor or spray mist. Do not feed forage from treated crops to livestock. Keep livestock and pets out of treated fields and crop areas.

#### FIRST AID

If **swallowed**: Call a Poison Control Center or doctor immediately for treatment advice. Immediately give water or milk to drink and induce vomiting by inserting finger in throat. Do not induce vomiting or give anything by mouth to an unconscious person. Take person and product container to the nearest hospital or physician fast. **PROMPT TREATMENT IS ESSENTIAL TO COUNTERACT POISONING** and should be initiated before signs and symptoms of injury appear.

If **on skin or clothing**: Take off contaminated clothing. Rinse skin immediately with plenty of water for 15-20 minutes. Call a Poison Control Center or doctor for treatment advice.

If **in eyes**: Hold eye open and rinse slowly and gently with water for 15-20 minutes. Remove contact lenses, if present, after the first 5 minutes, then continue rinsing eye. Call a Poison Control Center or doctor for treatment advice.

If **inhaled**: Move person to fresh air. If person is not breathing, call 911 or an ambulance, then give artificial respiration, preferably mouth-to-mouth, if possible. Call a Poison Control Center or doctor for further treatment advice.

**NOTE TO PHYSICIAN: CALL SYNGENTA MEDICAL EMERGENCY ASSISTANCE 1-800-888-8372** at any hour to obtain toxicology information and a diquat analysis. To be effective, treatment for diquat poisoning must begin **IMMEDIATELY**. Treatment consists of binding diquat in the gut with suspensions of activated charcoal or bentonite clay, administration of cathartics to enhance elimination, and removal of diquat from the blood by charcoal hemoperfusion or continuous hemodialysis.

Have the product container or label with you when calling a poison control center or doctor, or going for treatment.

**HOT LINE NUMBER:** For 24-Hour Medical Emergency Assistance (Human or Animal) or Chemical Emergency Assistance (Spill, Leak, Fire, or Accident), Call 1-800-888-8372

### Environmental Hazards (Terrestrial and Aquatic Uses)

This pesticide is toxic to aquatic invertebrates. For **Terrestrial Uses**, do not apply directly to water, or to areas where surface water is present, or to intertidal areas below the mean high water mark. Do not contaminate water when disposing of equipment wash waters. For **Aquatic Uses**, do not apply directly to water except as specified on this label. Treatment of dense weed areas may result in oxygen loss from decomposition of dead weeds. This loss of oxygen may cause fish suffocation. Therefore, treat only 1/3-1/2 of the water body area at one time, especially if dense areas of weeds and/or algae exist, and wait 14 days between treatments.

Necessary approval and/or permits should be obtained prior to application if required. Consult the responsible State Agencies (i.e., Fish and Game Agencies or Department of Natural Resources) before making applications to public waters.

## STORAGE AND DISPOSAL

### Prohibitions

Do not contaminate water, food, or feed by storage, disposal, or cleaning of equipment. Open dumping is prohibited.

### Container Disposal

Do not reuse container. Triple rinse (or equivalent). Then offer for recycling or reconditioning, or puncture and dispose of in a sanitary landfill, or incineration, or if allowed by State and local authorities, by burning. If burned, stay out of smoke.

**CONTAINER IS NOT SAFE FOR FOOD, FEED, OR DRINKING WATER!**

**syngenta**

**Fluridone**  
**Example Label: Sonar \***

\*Trademark of SePRO Corporation  
**SePRO Corp. Carmel, IN 46032 U.S.A.**

# Specimen Label



## Herbicide

A herbicide for management of aquatic vegetation in fresh water ponds, lakes, reservoirs, potable water sources, drainage canals and irrigation canals.

### Active Ingredient:

fluridone: 1-methyl-3-phenyl-5-[3-(trifluoromethyl)phenyl]-4(1 <i>H</i> )-pyridinone.....	41.7%
Inert Ingredients.....	58.3%
Total .....	100.0%

Contains 4 pounds active ingredient per gallon.

EPA Registration No. 67690-4

EPA Est. 37429-GA-01

SC-72-3125

## Precautionary Statements

### Hazards to Humans and Domestic Animals

#### Keep Out of Reach of Children

## CAUTION

## PRECAUCION

Si usted no entiende la etiqueta, busque a alguien para que se la explique a usted en detalle. (If you do not understand this label, find someone to explain it to you in detail.)

### Harmful If Swallowed, Absorbed Through Skin, Or If Inhaled

Avoid breathing of spray mist or contact with skin, eyes, or clothing. Wash thoroughly with soap and water after handling. Remove contaminated clothing and wash before reuse.

## First Aid

**If in eyes:** Flush eyes with plenty of water. Get medical attention if irritation persists.

**If on skin:** Wash with plenty of soap and water. Get medical attention if irritation persists.

**If swallowed:** Call a physician or poison control center, drink one or two glasses of water and induce vomiting by touching back of throat with finger. Do not induce vomiting or give anything by mouth to an unconscious person.

**If inhaled:** Remove victim to fresh air. If not breathing, give artificial respiration, preferably mouth-to-mouth. Get medical attention.

## Environmental Hazards

Follow use directions carefully so as to minimize adverse effects on nontarget organisms. In order to avoid impact on threatened or endangered aquatic plant or animal species, users must consult their State Fish and Game Agency or the U.S. Fish and Wildlife Service before making applications.

Do not contaminate water when disposing of equipment washwaters. Trees and shrubs growing in water treated with Sonar A.S. herbicide may occasionally develop chlorosis. Do not apply in tidewater/brackish water.

Lowest rates should be used in shallow areas where the water depth is considerably less than the average depth of the entire treatment site, for example, shallow shoreline areas.

## Directions for Use

It is a violation of Federal law to use this product in a manner inconsistent with its labeling. Read all Directions for Use carefully before applying.

**Shake well before using.**

## Storage and Disposal

Do not contaminate water, food, or feed by storage or disposal.

**Storage:** Store in original container only. Do not store near feed or foodstuffs. In case of leak or spill, use absorbent materials to contain liquids and dispose as waste.

**Pesticide Disposal:** Wastes resulting from use of this product may be used according to label directions or disposed of at an approved waste disposal facility.

**Container Disposal:** Triple rinse (or equivalent). Then offer for recycling or reconditioning, or puncture and dispose of in a sanitary landfill, or incineration, or, if allowed by state and local authorities, by burning. If burned, stay out of smoke.

## General Information

Sonar A.S. herbicide is a selective systemic aquatic herbicide for management of aquatic vegetation in fresh water ponds, lakes, reservoirs, drainage canals and irrigation canals. Sonar A.S. is absorbed from water by plant shoots and from hydrosol by the roots of aquatic vascular plants. It is important to maintain the recommended concentration of Sonar A.S. in contact with the target plants for a minimum of 45 days. Rapid water movement or any condition which results in rapid dilution of Sonar A.S. in treated water will reduce its effectiveness. In susceptible plants, Sonar A.S. inhibits the formation of carotene. In the absence of carotene, chlorophyll is rapidly degraded by sunlight. Herbicidal symptoms of Sonar A.S. appear in seven to ten days and appear as white (chlorotic) or pink growing points. Under optimum conditions, 30 to 90 days are required before the desired level of aquatic plant management is achieved with Sonar A.S. Species susceptibility to Sonar A.S. may vary depending on time of year, stage of growth, and water movement. For best results, apply Sonar A.S. prior to initiation of weed growth or when weeds begin active growth.

Application to mature target plants may require higher application rates and may take longer to control.

Sonar A.S. is not corrosive to application equipment.

The label provides recommendations on the use of a chemical analysis for the active ingredient. SePRO Corporation recommends the use of an Enzyme-Linked Immunoassay (ELISA Test) for the determination of the

active ingredient concentration in the water. Contact SePRO Corporation for the utilization of this test, known as FastEST, for the incorporation of this analysis in your treatment program. Other proven chemical analyses for the active ingredient may also be used. The chemical analysis, FastEST, is referenced in this label as the preferred method for the rapid determination of the concentration of the active ingredient in the water.

Application rates are provided in ounces or quarts of Sonar A.S. to achieve a desired concentration of the active ingredient in parts per billion (ppb). The maximum application rate or sum of all application rates is 90 ppb in ponds and 150 ppb in lakes and reservoirs per annual growth cycle. This maximum concentration is the amount of product calculated as the target application rate, NOT determined by testing the residues of the active ingredient in the treated water.

## General Use Precautions

- **Obtain Required Permits:** Consult with appropriate state or local water authorities before applying this product. Permits may be required by state or local public agencies.
- **Chemigation:** Do not apply Sonar A.S. through any type of irrigation system.
- **Hydroponic Farming:** Do not use Sonar A.S. treated water for hydroponic farming.
- **WATER USE RESTRICTIONS FOLLOWING APPLICATIONS WITH SONAR A.S. (DAYS)**

Application Rate	Drinking <sup>†</sup>	Fishing	Swimming	Livestock/Pet Consumption	Irrigation <sup>††</sup>
Maximum Rate (150 ppb) or less	0	0	0	0	7-30

<sup>†</sup> Note below, under Potable Water Intakes, the information for application of Sonar A.S. within 1/4 mile (1320 feet) of a functioning potable water intake.

<sup>††</sup> Note below, under Irrigation, the specific time frames for each water body type and crop type.

- **Potable Water Intakes:** In lakes and reservoirs or other sources of potable water, DO NOT APPLY Sonar A.S. at application rates greater than 20 ppb within one-fourth mile (1320 feet) of any functioning potable water intake. At application rates of 6-20 ppb, Sonar A.S. MAY BE APPLIED where functioning potable water intakes are present. **Note: Existing potable water intakes which are no longer in use, such as those replaced by potable water wells or connections to a municipal water system, are not considered to be functioning potable water intakes.**

- **Irrigation:** Irrigation from a Sonar A.S. treated area may result in injury to the irrigated vegetation. SePRO Corporation recommends following the precautions and informing those who irrigate from areas treated with Sonar A.S. of the irrigation time frames presented in the table below. These time frames are suggestions which should be followed to reduce the potential for injury to vegetation irrigated with water treated with Sonar A.S. Greater potential for crop injury occurs where Sonar A.S. treated water is applied to crops grown on low organic and sandy soils.



Application Site	Days After Application		
	Established Tree Crops	Established Row Crops Turf/Plants	Newly Seeded Crops/Seedbeds or Areas to be Planted Including /Overseeded Golf Course Greens
†Ponds and Static Canals	7	30	30
Canals	7	14	30
††Lakes and Reservoirs	7	14	14

†For purposes of Sonar A.S. labeling, a pond is defined as a body of water 10 acres or less in size.

A lake or reservoir is greater than 10 acres.

††In lakes and reservoirs where one-half or greater of the body of water is treated, use the pond and static canal irrigation precautions.

Where the use of Sonar A.S. treated water is desired for irrigating crops prior to the time frames established above, the use of FastEST is recommended to measure the concentration in the treated water. Where FastEST has determined that the concentrations are less than 10 parts per billion, there are no irrigation precautions for irrigating established tree crops, established row crops or turf. For tobacco, tomatoes, peppers or other plants within the Solanaceae Family and newly seeded grasses such as overseeded golf course greens, do not use Sonar A.S. treated water if concentrations are greater than 5 ppb.

## Plant Control Information

Sonar A.S. selectivity is dependent upon dosage, time of year, stage of growth, method of application and water movement. The following categories, controlled, partially controlled, and not controlled are provided to describe expected efficacy under ideal treatment conditions using higher to maximum label rates. Use of lower rates will increase selectivity of some species listed as controlled or partially controlled. Additional aquatic plants may be controlled, partially controlled, or tolerant to Sonar A.S. Consult an aquatic specialist prior to application of Sonar A.S. to determine a plant's susceptibility to Sonar A.S.

### Vascular Aquatic Plants Controlled by Sonar A.S.

#### Floating Plants:

common duckweed (*Lemna minor*)

#### Emersed Plants:

spatterdock (*Nuphar luteum*)

water-lily (*Nymphaea* spp.)

#### Submersed Plants:

bladderwort (*Utricularia* spp.)

common coontail (*Ceratophyllum demersum*)

common elodea (*Elodea canadensis*)

egeria, Brazilian elodea (*Egeria densa*) fanwort, cabomba (*Cabomba caroliniana*) hydrilla (*Hydrilla verticillata*) naiad (*Najas* spp.) pondweed (*Potamogeton* spp., except Illinois pondweed) watermilfoil (*Myriophyllum* spp., except variable-leaf milfoil)

#### Shoreline Grasses:

paragrass (*Urochloa mutica*)

### Vascular Aquatic Plants Partially Controlled by Sonar A.S.

#### Floating Plants:

common watermeal (*Wolffia columbiana*)<sup>†</sup>

salvinia (*Salvinia* spp.)

#### Emersed Plants:

alligatorweed (*Alternanthera philoxeroides*)

American lotus (*Nelumbo lutea*)

cattail (*Typha* spp.)

creeping waterprimrose (*Ludwigia peploides*)

parrotfeather (*Myriophyllum aquaticum*)

smartweed (*Polygonum* spp.)

spikerush (*Eleocharis* spp.)

waterpurslane (*Ludwigia palustris*)

watershield (*Brasenia schreberi*)

#### Submersed Plants:

Illinois pondweed (*Potamogeton illinoensis*)

limnophila (*Limnophila sessiliflora*)

tapegrass, American eelgrass (*Vallisneria americana*)

watermilfoil-variable-leaf milfoil (*Myriophyllum heterophyllum*)

#### Shoreline Grasses:

barnyardgrass (*Echinochloa crusgalli*)

giant cutgrass (*Zizaniopsis miliacea*)

reed canarygrass (*Phalaris arundinaceae*)

southern watergrass (*Hydrochloa caroliniensis*)

torpedograss (*Panicum repens*)

<sup>†</sup>Partial control only with Sonar A.S. applied at the maximum labeled rate.

**Vascular Aquatic Plants Not Controlled  
by Sonar A.S.**

**Floating Plants:**

waterlettuce (*Pistia stratiotes*)

**Emerald Plants:**

American frogbit (*Limnobium spongia*)

arrowhead (*Sagittaria* spp.)

bacopa (*Bacopa* spp.)

big floatingheart, banana lily (*Nymphoides aquatica*)

bulrush (*Scirpus* spp.)

floating waterhyacinth (*Eichhornia crassipes*)

pickerelweed, lanceleaf (*Pontederia* spp.)

rush (*Juncus* spp.)

water pennywort (*Hydrocotyle umbellata*)

**Shoreline Grasses:**

maiden cane (*Panicum hemitomon*)

Note: algae (chara, nitella, and filamentous species are not controlled by Sonar A.S.)

**Mixing and Application Directions**

The aquatic plants present in the treatment site should be identified prior to application to determine their susceptibility to Sonar A.S. It is important to determine the area (acres) to be treated and the average depth in order to select the proper application rate. Do not exceed the maximum labeled rate for a given treatment site per annual growth cycle.

**Shake Sonar A.S. well before using.** Add the recommended amount of Sonar A.S. to water in the spray tank during the filling operation. Agitate while filling and dur-

ing spraying. Surface or subsurface application of the spray can be made with conventional spray equipment. Sonar A.S. can also be applied near the surface of the hydrosol using weighted trailing hoses. A spray volume of 5 to 100 gallons per acre may be used. Sonar A.S. may also be diluted with water and the concentrated mix metered into the pumping system.

**Tank Mix Recommendations**

Sonar A.S. may be tank mixed with other aquatic herbicides and algaecides to enhance efficacy and plant selectivity. Refer to the companion herbicide or algaecide label for use directions, precautions, and restrictions on use.

**Application to Ponds**

Sonar A.S. may be applied to the entire surface area of a pond. For single applications, rates may be selected to provide 45 to 90 ppb to the treated water. Use the higher rate within the rate range where there is a dense weed mass, when treating more difficult to control species, and for ponds less than 5 acres in size with an average depth less than 4 feet. Application rates necessary to obtain these concentrations are shown in the following table. For additional application rate calculations, refer to page 6—Application Rate Calculation-Ponds, Lakes and Reservoirs. Split or multiple applications are recommended where dilution of treated water is anticipated; however, the sum of all applications must not exceed a total of 90 ppb per annual growth cycle.

<u>Average Water Depth of Treatment Site (feet)</u>	<u>Quarts of Sonar A.S. per Treated Surface Acre to Achieve:</u>			<u>Fluid Ounces of Sonar A.S. Per Treated Surface Acre to Achieve:</u>		
	45 ppb	to	90 ppb	45 ppb	to	90 ppb
1	0.12		0.24	3.8		7.7
2	0.24		0.49	7.7		15.7
3	0.37		0.73	11.8		23.4
4	0.49		0.98	15.7		31.4
5	0.61		1.22	19.5		39.0
6	0.73		1.46	23.4		46.7
7	0.85		1.70	27.2		54.4
8	0.98		1.95	31.4		62.4
9	1.10		2.19	35.2		70.1
10	1.22		2.44	39.0		78.1

## Application to Lakes and Reservoirs

The following treatments are recommended for treating both whole lakes or reservoirs and partial areas of lakes or reservoirs (bays, etc.). For best results in treating partial lakes and reservoirs, Sonar A.S. treatment areas should be a minimum of 5 acres in size. Treatment of areas smaller than 5 acres or treatment of narrow strips such as boat lanes or shorelines may not produce satisfactory results due to dilution by untreated water. Rate ranges are provided as a guide to include a wide range of environmental factors, such as, target species, plant susceptibility, selectivity and other aquatic plant management objectives. Application rates and methods should be selected to meet the specific lake/reservoir aquatic plant management goals.

### A. Whole Lake or Reservoir Treatments (Limited or No Water Discharge)

#### 1. Single Application to Whole Lakes or Reservoirs

Where single applications to whole lakes or reservoirs are desired, apply Sonar A.S. at an application rate of 10 to 90 ppb. Application rates necessary to obtain these con-

centrations in treated water are shown in the following table. For additional rate calculations, refer to page 6—Application Rate Calculation-Ponds, Lakes, and Reservoirs. Choose an application rate to meet the aquatic plant management objective. **Where greater plant selectivity is desired such as when controlling Eurasian watermilfoil and curlyleaf pondweed, choose an application rate lower in the rate range.**

For other plant species, SePRO recommends contacting an aquatic specialist in determining when to choose application rates lower in the rate range to meet specific plant management goals. Use the higher rate within the rate range where there is a dense weed mass or when treating more difficult to control plant species.

Retreatments may be required to control more difficult to control species or in the event of a heavy rainfall event where dilution of the treatment concentration has occurred. In these cases, a second application or more may be required; however, the sum of all applications cannot exceed 150 ppb per annual growth cycle. Refer to the following Section (No. 2) Split or Multiple Applications for guidelines and maximum rate allowed.

### Single Application of Sonar A.S.

<u>Average Water Depth of Treatment Site (feet)</u>	<u>Quarts of Sonar A.S. per Treated Surface Acre to Achieve:</u>		<u>Fluid Ounces of Sonar A.S. Per Treated Surface Acre to Achieve:</u>	
	10 ppb	to 90 ppb	10 ppb	to 90 ppb
1	0.03	0.24	1.0	7.7
2	0.05	0.49	1.6	15.7
3	0.08	0.73	2.6	23.4
4	0.11	0.98	3.2	31.4
5	0.14	1.22	4.5	39.0
6	0.16	1.46	5.1	46.7
7	0.19	1.70	6.1	54.4
8	0.22	1.95	7.0	62.4
9	0.24	2.19	7.6	70.1
10	0.27	2.44	8.6	78.1
11	0.30	2.68	9.6	86.0
12	0.32	2.93	10.2	93.8
13	0.35	3.17	11.2	101.4
14	0.38	3.42	12.1	109.4
15	0.41	3.66	13.1	117.1
16	0.43	3.90	13.8	124.8
17	0.46	4.15	14.7	132.2
18	0.49	4.39	15.7	140.5
19	0.51	4.63	16.3	148.2
20	0.54	4.88	17.3	156.2

## 2. Split or Multiple Applications to Whole Lakes or Reservoirs

To meet certain plant management objectives, split or multiple applications may be desired in making whole lake treatments. Split or multiple application programs are desirable when the objective is to use the minimum effective dose and, through the use of a water analysis, e.g. FasTEST, add additional Sonar A.S. to maintain this lower dose for the sufficient time to ensure efficacy and enhance selectivity. Water may be treated at an initial application of 6 to 50 ppb. Additional split applications should be conducted to maintain a sufficient concentration for a minimum of 45 days or longer. **In controlling Eurasian watermilfoil and curlyleaf pondweed and where greater plant selectivity is desired, choose an application rate lower in the rate range.** For other plant species, SePRO recommends contacting an aquatic specialist in determining when to choose application rates lower in the rate range to meet specific plant management goals. When utilizing split or multiple applications of Sonar A.S., the utilization of FasTEST is strongly recommended to determine the actual concentration in the water over time. For split or multiple applications, the sum of all applications must not exceed 150 ppb per annual growth cycle.

Note: In treating lakes or reservoirs that contain functioning potable water intakes and the application requires treating within 1/4 mile of a potable water intake, no single application can exceed 20 ppb. Additionally, the sum of all applications cannot exceed 150 ppb per annual growth cycle.

### **B. Partial Lake or Reservoir Treatments**

Where dilution of Sonar A.S. with untreated water is anticipated, such as in partial lake or reservoir treatments, split or multiple applications may be used to extend the contact time to the target plants. The application rate and use frequency of Sonar A.S. in a partial lake is highly dependent upon the treatment area. Higher application rates may be required and frequency of applications will vary depending upon the potential of untreated water diluting the Sonar A.S. concentration in the treatment area. Use higher rates where greater dilution with untreated water is anticipated.

## 1. Treatment Areas Greater Than 1/4 Mile from a Functioning Potable Water Intake

For single applications, apply Sonar A.S. at application rates from 30 to 150 ppb. Split or multiple applications may be made; however, the sum of all applications cannot exceed 150 ppb per annual growth cycle. Split applications should be conducted to maintain a sufficient concentration in the target area for a period of 45 days or longer. The use of FasTEST is recommended to maintain the desired concentration in the target area over time.

## 2. Treatment Areas Within 1/4 Mile of a Functioning Potable Water Intake

In treatment areas that are within 1/4 mile of a potable water intake, no single application can exceed 20 ppb. When utilizing split or multiple applications of Sonar A.S. for sites which contain a potable water intake, FasTEST is required to determine the actual concentration in the water. Additionally, the sum of all applications cannot exceed 150 ppb per annual growth cycle.

### **Application Rate Calculation - Ponds, Lakes and Reservoirs**

The amount of Sonar A.S. to be applied to provide the desired ppb concentration of active ingredient in treated water may be calculated as follows:

Quarts of Sonar A.S. required per treated surface acre =  
Average water depth of treatment site (feet)  
x Desired ppb concentration of active ingredient  
x 0.0027

For example, the quarts per acre of Sonar A.S. required to provide a concentration of 25 ppb of active ingredient in water with an average depth of 5 feet is calculated as follows:

$5 \times 25 \times 0.0027 = 0.33$  quarts per treated surface acre

When measuring quantities of Sonar A.S., quarts may be converted to fluid ounces by multiplying quarts to be measured x 32. For example,  $0.33 \text{ quarts} \times 32 = 10.5$  fluid ounces.

**Note:** Calculated rates should not exceed the maximum allowable rate in quarts per treated surface acre for the water depth listed in the application rate table for the site to be treated.

### **Application to Drainage Canals and Irrigation Canals**

#### Static Canals:

In static drainage and irrigation canals, Sonar A.S. should be applied at the rate of 1 to 2 quarts per treated surface acre.

#### Moving Water Canals:

The performance of Sonar A.S. will be enhanced by restricting or reducing water flow. In slow moving bodies of water use an application technique that maintains a concentration of 15-40 ppb in the target area for a minimum of 45 days. Sonar A.S. can be applied by split or multiple broadcast applications or by metering in the product to provide a uniform concentration of the herbicide based upon the flow pattern. The use of FasTEST is recommended to maintain the desired concentration in the target area over time.

#### Static or Moving Water Canals Containing a Functioning Potable Water Intake

In treating a static or moving water canal which contains a functioning potable water intake, applications of Sonar A.S. greater than 20 ppb must be made more than 1/4 mile from a functioning potable water intake.

Applications less than 20 ppb may be applied within 1/4 mile from a functioning potable water intake; however, if applications of Sonar A.S. are made within 1/4 mile of a functioning potable water intake, the FasTEST must utilized to demonstrate that concentrations do not exceed 150 ppb at the functioning potable water intake.

#### **Application Rate Calculation – Moving Water Drainage and Irrigation Canals**

The amount of Sonar A.S. to be applied through a metering system to provide the desired ppb concentration of active ingredient in treated water may be calculated as follows:

1. Average flow rate (feet per second) x average canal width (ft.) x average canal depth (ft.)  
x 0.9 = CFS (cubic feet per second).
2. CFS x 1.98 = acre feet per day (water movement)
3. Acre feet per day x desired ppb x 0.0027 = Quarts of Sonar A.S. required per day

---

#### **Warranty Disclaimer**

SePRO Corporation warrants that this product conforms to the chemical description on the label and is reasonably fit for the purposes stated on the label when used in strict accordance with the directions, subject to the inherent risks set forth below. SEPRO CORPORATION MAKES NO OTHER EXPRESS OR IMPLIED WARRANTY OF MERCHANTABILITY OR FITNESS FOR A PARTICULAR PURPOSE OR ANY OTHER EXPRESS OR IMPLIED WARRANTY.

---

#### **Inherent Risks of Use**

It is impossible to eliminate all risks associated with use of this product. Plant injury, lack of performance, or other unintended consequences may result because of such factors as use of the product contrary to label instructions (including conditions noted on the label, such as unfavorable temperatures, soil conditions, etc.), abnormal conditions (such as excessive rainfall, drought, tornadoes, hurricanes), presence of other materials, the manner of application, or other factors, all of which are beyond the control of SePRO Corporation or the seller. All such risks shall be assumed by buyer.

---

#### **Limitation of Remedies**

The exclusive remedy for losses or damages resulting from this product (including claims based on contract, negligence, strict liability, or other legal theories), shall be limited to, at SePRO Corporation's election, one of the following:

- (1) Refund of purchase price paid by buyer or use for product bought, or
- (2) Replacement of amount of product used.

SePRO Corporation shall not be liable for losses or damages resulting from handling or use of this product unless SePRO Corporation is promptly notified of such loss or damage in writing. In no case shall SePRO Corporation be liable for consequential or incidental damages or losses.

The terms of the Warranty Disclaimer above and this Limitation of Remedies cannot be varied by any written or verbal statements or agreements. No employee or sales agent of SePRO Corporation or the seller is authorized to vary or exceed the terms of the Warranty Disclaimer or this Limitation of Remedies in any manner.

© Copyright 2000 by SePRO Corporation

**Imazapic**  
**Example Label: Plateau®**

# PLATEAU<sup>®</sup>

herbicide

**FOR WEED CONTROL, NATIVE GRASS ESTABLISHMENT AND TURF GROWTH  
SUPPRESSION ON PASTURES, RANGELAND AND NONCROP AREAS**

**ACTIVE INGREDIENT:**

Ammonium salt of imazapic ( $\pm$ )-2-[4,5-dihydro-4-methyl-4-(1-methylethyl)-5-oxo-1*H*-imidazol-2-yl]-5-methyl-3-pyridinecarboxylic acid\* ..... 23.6%

**INERT INGREDIENTS** ..... 76.4%

**TOTAL** ..... 100.0%

\*Equivalent to 22.2% ( $\pm$ )-2-[4,5-dihydro-4-methyl-4-(1-methylethyl)-5-oxo-1*H*-imidazol-2-yl]-5-methyl-3-pyridinecarboxylic acid  
(1 gallon contains 2.0 pounds of active ingredient as the free acid)

**U.S. Patent No. 4,798,619  
EPA Reg. No. 241-365**

**KEEP OUT OF REACH OF CHILDREN  
CAUTION!/PRECAUCION!**

Si usted no entiende la etiqueta, busque a alguien para que se la explique a usted en detalle. (If you do not understand the label, find someone to explain it to you in detail.)

**In case of an emergency endangering life or property  
involving this product, call day or night, 800-832-HELP.**

**See Next Page for Additional Precautionary Statements**

® Registered Trademark of BASF

1/02

**BASF Corporation**  
26 Davis Drive  
Research Triangle Park, NC 27709

**BASF**

## FIRST AID

**IF INHALED:** Move person to fresh air. If person is not breathing, call 911 or an ambulance, then give artificial respiration, preferably mouth-to-mouth if possible. Call a poison control center or doctor for further treatment advice.

**IF ON SKIN OR CLOTHING:** Take off contaminated clothing. Rinse skin immediately with plenty of water for 15-20 minutes. Call a poison control center or doctor for treatment advice.

**IF IN EYES:** Hold eye open and rinse slowly and gently with water for 15-20 minutes. Remove contact lenses, if present, after the first 5 minutes, then continue rinsing. Call a poison control center or doctor for treatment advice.

Have the product container or label with you when calling a poison control center or doctor or going for treatment.

## PRECAUTIONARY STATEMENTS

### HAZARDS TO HUMANS AND DOMESTIC ANIMALS

# CAUTION!

Harmful if inhaled or absorbed through skin. Avoid breathing spray mist. Avoid contact with skin, eyes or clothing. Wash thoroughly with soap and water after handling.

#### Personal Protective Equipment (PPE):

Some materials that are chemical-resistant to this product are listed below. If you want more options, follow the instructions for category A on an EPA chemical-resistant category selection chart.

Applicators and other handlers must wear:

- Long-sleeve shirt and long pants
- Chemical-resistant gloves, such as butyl rubber  $\geq 14$  mils, or natural rubber  $\geq 14$  mils, or neoprene rubber  $\geq 14$  mils, or nitrile rubber  $\geq 14$  mils.
- shoes plus socks

Follow manufacturer's instructions for cleaning and maintaining PPE. If no such instructions for washables, use detergent and hot water. Keep and wash PPE separately from other laundry.

#### User Safety Recommendations:

Users Should:

- Wash hands before eating, chewing gum, using tobacco or using the toilet.
- Remove clothing immediately if pesticide gets inside. Then wash thoroughly and put on clean clothing.

## ENVIRONMENTAL HAZARDS

For terrestrial use only. DO NOT apply directly to water, or to areas where surface water is present, or to intertidal areas below the mean high water mark.

DO NOT contaminate water when disposing of equipment washwaters or rinsate.

This chemical demonstrates the properties and characteristics associated with chemicals detected in ground water. The use of this chemical in areas where soils are permeable, particularly where the water table is shallow, may result in ground-water contamination.

This product may contaminate water through drift of spray in wind. This product has a high potential for runoff for several months or more after application. Poorly draining soils and soils with shallow water-tables are more prone to produce runoff that contains this product. A level, well maintained vegetative buffer strip between areas to which this product is applied and surface water features such as ponds, streams, and springs will reduce the potential for contamination of water from rainfall-runoff. Runoff of this product will be reduced by avoiding applications when rainfall is forecasted to occur within 48 hours.

## IMPORTANT

PLATEAU herbicide may be applied to non-irrigation ditches and low lying areas when water has drained, but may be isolated in pockets due to uneven or unlevel conditions. DO NOT treat the inside of irrigation ditches. DO NOT rinse equipment on or near desirable trees or

ornamental plants, or on areas where their roots may extend, or in locations where the chemical may be washed or moved into contact with their roots. DO NOT use on residential lawns.

## DIRECTIONS FOR USE

It is a violation of Federal law to use this product in a manner inconsistent with its labeling.

Do not apply this product in a way that will contact workers or other persons, either directly or through drift. Only protected handlers may be in the area during application. For any requirements specific to your State or Tribe, consult the agency responsible for pesticide regulation.

This labeling must be in the possession of the user at the time of pesticide application.

DO NOT use PLATEAU herbicide on food or feed crops except as recommended by this label or supplemental labeling.

DO NOT cut treated area for hay within seven days after treatment.

DO NOT use organophosphate insecticides on newly seeded areas treated with PLATEAU herbicide unless severe injury or loss of stand can be tolerated.

Observe all cautions and limitations on this label and on the labels of products used in combination with PLATEAU herbicide. Do not use PLATEAU herbicide other than in accordance with the instructions set forth on this label. The use of PLATEAU herbicide not consistent with this label may result in injury to desired vegetation. Keep containers closed to avoid spills and contamination.

When making new plantings of prairiegrass or wildflowers, carry-over from persistent herbicides such as sulfonyl-urea, imidazolinone, triazine, substituted urea, dinitroaniline, and other herbicides applied the previous year may result in compounded injury or death of desirable vegetation when treated with PLATEAU herbicide.

When making applications around desirable trees or ornamental plants, small areas should be tested to determine the tolerance of a particular species to soil and/or foliar applications of PLATEAU herbicide. See "TOLERANCE OF TREES AND BRUSH TO PLATEAU HERBICIDE" section of this label.

DO NOT apply this product through any type of irrigation system.

DO NOT exceed 12 ounces of PLATEAU herbicide per acre in one year.

## AGRICULTURAL USE REQUIREMENTS

Use this product only in accordance with its labeling and with the Worker Protection Standard, 40 CFR part 170. This Standard contains requirements for the protection of agricultural workers on farms, forests, nurseries, and greenhouses, and handlers of agricultural pesticides. It contains requirements for training, decontamination, notification, and emergency assistance. It also contains specific instructions and exceptions pertaining to the statements on this label about personal protective equipment (PPE) and restricted entry interval. The requirements in this box only apply to uses of this product that are covered by the Worker Protection Standard.

Do not enter or allow worker entry into treated areas during the restricted entry interval (REI) of 12 hours.

PPE required for early entry to treated areas that is permitted under the Worker Protection Standard and that involves contact with anything that has been treated, such as plants, soil, or water, is:

- coveralls
- chemical-resistant gloves, such as butyl rubber  $\geq 14$  mils, or natural rubber  $\geq 14$  mils, or neoprene rubber  $\geq 14$  mils, or nitrile rubber  $\geq 14$  mils.
- shoes plus socks

## NON-AGRICULTURAL USE REQUIREMENTS

The requirements in this box apply to uses of this product that are NOT within the scope of the Worker Protection Standard (WPS) for agricultural pesticides (40 CFR Part 170). The WPS applies when this product is used to produce agricultural plants on farms, forests, nurseries, or greenhouses.

Noncrop weed control is not within the scope of the Worker Protection Standard. See the GENERAL INFORMATION section of this label for a description of noncrop sites.

Do not enter treated areas without protective clothing until sprays have dried.



## STORAGE AND DISPOSAL

**PROHIBITIONS:** KEEP FROM FREEZING. DO NOT store below 20°F. DO NOT contaminate water, food or feed by storage or disposal.

**PESTICIDE DISPOSAL:** Wastes resulting from the use of this product may be disposed of on site or at an approved waste disposal facility.

**CONTAINER DISPOSAL:** Triple rinse (or equivalent). Then offer for recycling or reconditioning, or puncture and dispose of in a sanitary landfill, by incineration or, if allowed by State and local authorities by burning. If burned, stay out of smoke.

## DISCLAIMER

The label instructions for the use of this product reflect the opinion of experts based on research and field use. The directions are believed to be reliable and should be followed carefully. However, it is impossible to eliminate all risks inherently associated with use of this product. Turf injury, ineffectiveness or other unintended consequences may result because of such factors as weather conditions, presence of other materials, or the use of, or application of the product contrary to label instructions, all of which are beyond the control of BASF Corporation (BASF). All such risks shall be assumed by the user.

BASF shall not be responsible for losses or damages resulting from use of this product in any manner not set forth on this label. User assumes all risks associated with the use of this product in any manner not specifically set forth on this label.

BASF warrants only that the material contained herein conforms to the chemical description on the label and is reasonably fit for the use therein described when used in accordance with the directions for use, subject to the risks referred to above. BASF DOES NOT MAKE OR AUTHORIZE ANY AGENT OR REPRESENTATIVE TO MAKE ANY OTHER WARRANTIES, EXPRESS OR IMPLIED AND EXPRESSLY EXCLUDES AND DISCLAIMS ALL IMPLIED WARRANTIES OF MERCHANTABILITY OR FITNESS FOR A PARTICULAR PURPOSE.

BUYER'S EXCLUSIVE REMEDY AND BASF'S EXCLUSIVE LIABILITY, WHETHER IN CONTRACT, TORT, NEGLIGENCE, STRICT LIABILITY OR OTHERWISE, SHALL BE LIMITED TO REPAYMENT OF THE PURCHASE PRICE OF PLATEAU herbicide. In no case shall BASF or the seller be liable for consequential, special or indirect damages resulting from the use or handling of this product.

BASF makes no other express or implied warranty, including other express or implied warranty of FITNESS or of MERCHANTABILITY. User assumes the risk of any use contrary to label instructions, or under abnormal conditions, or under conditions not reasonably foreseeable by BASF.

## USES WITH OTHER PRODUCTS (TANK-MIXES)

If this product is used in combination with any other product except as specifically recommended in writing by BASF Corporation then BASF Corporation shall have no liability for any loss, damage, or injury arising out of its use in any such combination not so specifically recommended. If used in combination recommended by BASF Corporation, the liability of BASF Corporation shall in no manner extend to any damage, loss or injury not directly caused by the inclusion of the BASF Corporation product in such combination use, and in any event shall be limited to return of the amount of the purchase price of the BASF Corporation product.

## GENERAL INFORMATION

PLATEAU herbicide is an aqueous solution to be mixed with water and an adjuvant and applied as a spray solution to provide weed control and/or turf height suppression on pastures, rangeland (see "GUIDELINES FOR RANGELAND USE" section), Federal Conservation Reserve Program (CRP) land and noncropland areas including noncropland areas that may be grazed or cut for hay. Examples of noncropland areas include, but are not limited to railroad, utility, pipeline and highway rights-of-way, railroad crossings, utility plant sites, petroleum tank farms, pumping installations, non-agricultural fence rows, storage areas, non-irrigation ditchbanks, prairie sites, airports, industrial turf, golf courses, recreational and non-residential turf and other similar areas. PLATEAU herbicide may be used for the release of bermudagrass, bahiagrass, smooth brome grass, wheatgrass, "wildtype" common Kentucky bluegrass, native prairiegrass, wildflowers, crown vetch, other grasses and certain legumes. PLATEAU herbicide can also be used for weed control during the establishment of native prairiegrasses and other grasses (see "REVEGETATION WITH PRAIRIEGRASSES AND OTHER FORAGE GRASSES" section).

PLATEAU herbicide is readily absorbed through leaves, stems, and roots and is translocated rapidly throughout the plant, with accumulation in the meristematic regions. Treated plants stop growing soon after spray application. Chlorosis appears first in the newest leaves, and necrosis spreads from this point. In perennials, the herbicide is translocated into, and kills, underground storage organs which prevents regrowth. Chlorosis and tissue necrosis may not be apparent in some plant species for several weeks after application. Complete kill of plants may not occur for several weeks after application. Adequate soil moisture is important for optimum PLATEAU herbicide activity. When adequate soil moisture is present, PLATEAU herbicide will provide residual control of susceptible germinating weeds. Activity on established weeds will depend on the weed species and rooting depth. PLATEAU herbicide is rainfast one hour after application.

PLATEAU herbicide will control annual and perennial grasses and broadleaf weeds and vine species. PLATEAU herbicide will provide residual control of labeled weeds which germinate in the treated area. Certain brush species and ornamentals may be injured by direct application of PLATEAU herbicide to their foliage. This product may be applied either preemergence or postemergence to the weeds. However, postemergence application is the method of choice in most situations, particularly for perennial species. For maximum activity, weeds should be growing vigorously at the time of postemergence applications and the spray solution should include an adjuvant (see "SPRAY ADJUVANTS FOR POSTEMERGENCE APPLICATIONS" section). These solutions may be applied as a broadcast or as a spot treatment using backpack, or ground equipment.

PLATEAU herbicide may be applied in the dormant or growing season for weed control.

Tolerance of desirable grass species to PLATEAU herbicide may be reduced when grasses are stressed due to insect damage, disease, environmental conditions, shade, poorly drained soils or other causes.

Depending on the turf type being treated, some yellowing of turf may occur with applications during the growing season. Depending on weather conditions, yellowing will usually disappear in 2 to 4 weeks.

PLATEAU herbicide should not be applied to newly seeded or sprigged grass stands, unless otherwise stated in this label (see "REVEGETATION WITH PRAIRIEGRASSES AND OTHER FORAGE GRASSES" section).

## MIXING INSTRUCTIONS

Fill the spray tank one-half to three-quarters full with clean water. Use a calibrated measuring device to measure the required amount of PLATEAU herbicide. Add PLATEAU herbicide to the spray tank while agitating. Fill the remainder of the tank with water.

For postemergence applications, add a surfactant to the spray tank (see "SPRAY ADJUVANTS FOR POSTEMERGENCE APPLICATIONS" section of this label for specific recommendations). Maintain agitation while spraying to ensure a uniform spray mixture. An antifoaming agent may be added to the tank if needed.

When tank-mixing PLATEAU herbicide with recommended herbicides, add wettable powders, dispersible granules or other dry formulations first, then EC's, then PLATEAU herbicide, and then an adjuvant.

## SPRAYING INSTRUCTIONS

DO NOT apply during windy or gusty conditions unless applications are being made with a drift control agent and/or an enclosed or shielded spray system. DO NOT apply if rainfall is threatening. Rainfall within 1 hour after PLATEAU herbicide application may reduce weed control.

### GROUND APPLICATIONS:

Uniformly apply with properly calibrated ground equipment in 2 or more gallons of water per acre. Application equipment, specially designed to make low volume application should be used when making applications using less than 10 gallons of water per acre. A spray pressure of 20 to 40 psi is recommended.

To achieve acceptable control of the target vegetation, good spray coverage of the weed foliage (postemergence) or soil surface (preemergence) is required. To achieve good spray coverage the sprayer must be calibrated to deliver the recommended spray volume and pressure and adjust the spray boom height to ensure proper coverage of weed foliage or soil surface (according to the manufacturer's recommendation). Avoid overlaps when spraying.

## SPOT TREATMENTS:

To prepare the spray solution, thoroughly mix in water 0.25 to 1.5% (0.3 to 1.9 oz/gallon water) PLATEAU herbicide plus an adjuvant (see "SPRAY ADJUVANTS FOR POSTEMERGENCE APPLICATIONS" section). A methylated seed oil at 1% v/v is the recommended spray adjuvant except when treating seedling prairiegrasses and wildflowers. See section on desired species and do not exceed the recommended PLATEAU rate per acre. Also see "WEEDS CONTROLLED" and "SPECIAL WEED CONTROL" sections for specific rate and/or tank-mix recommendations.

## AERIAL APPLICATION:

All precautions should be taken to minimize or eliminate spray drift. Fixed wing aircraft and helicopters can be used to apply PLATEAU herbicide, however, when making applications by fixed wing aircraft maintain appropriate buffer zones to prevent spray drift out of the target area. Aerial equipment designed to minimize spray drift such as a helicopter equipped with a MICROFOIL™ boom, or THRU-VALVE™ boom or raindrop nozzles, must be used and calibrated. Except when applying with a MICROFOIL boom, a drift control agent may be added at the recommended label rate. To avoid drift, applications should not be made during inversion conditions, when winds are gusty, or under any other conditions that promote spray drift.

Uniformly apply recommended amount of PLATEAU herbicide, using enough water volume to provide adequate coverage of target area or foliage. Include an adjuvant in the spray solution (see "SPRAY ADJUVANTS FOR POSTEMERGENCE APPLICATIONS" section). A foam reducing agent may be added at the recommended rate, if needed. Aerial application to target species growing under the canopy of trees and brush may not receive sufficient spray coverage for effective control. For weed species with a recommended fall application timing (see "SPECIAL WEED CONTROL" section), delaying the aerial application until trees and brush have dropped their leaves can improve weed control and reduce the potential for tree and brush injury (see "TOLERANCE OF TREES AND BRUSH TO PLATEAU HERBICIDE" section).

**IMPORTANT:** Thoroughly clean application equipment, including landing gear, immediately after use of this product. Prolonged exposure of this product to uncoated steel (except stainless steel) surfaces may result in corrosion and failure of the exposed part. The maintenance of an organic coating (paint) may prevent corrosion.

Avoid overlaps when spraying.

## SPRAY ADJUVANTS FOR POSTEMERGENCE APPLICATIONS

Postemergence applications of PLATEAU herbicide require a spray adjuvant. See "SPECIAL WEED CONTROL" section. Due to variations in surfactant contents, certain surfactants containing high amounts of alcohols, paraffin based petroleum oils, and other compounds which can increase phytotoxicity to desirable vegetation, it is recommended to choose a low phytotoxic surfactant.

**Methylated Seed Oils or Vegetable Oil Concentrates:** Instead of a surfactant, a methylated vegetable-based seed oil concentrate containing 5 to 20% surfactant and the remainder of the methylated vegetable oil may be used at the rate of 1.5 to 2 pints per acre. Methylated seed oils provide their greatest effects at 30 GPA or less. At spray volumes above 50 GPA, their advantage appears negated. When using spray volumes greater than 30 gallons per acre methylated seed oil or vegetable based seed oil concentrates should be mixed at a rate of 1% of the total spray volume or alternatively use a nonionic surfactant as described below. Research indicates these oils may aid in deposition and uptake of PLATEAU herbicide for hard-to-control perennials, waxy leaf species or when plants are under moisture or temperature stress. **DO NOT** use a methylated seed oil or vegetable oil concentrate when making applications to newly emerged seedling prairiegrasses or wildflowers as injury may occur.

**Nonionic Surfactants:** Use a nonionic surfactant at the rate of 0.25% v/v or higher (see manufacturer's label) of the spray solution (0.25% v/v is equivalent to 1 quart in 100 gallons). For best results, select a nonionic surfactant with a HLB (hydrophilic to lipophilic balance) ratio between 12 and 17 and having at least 60% surfactant in the formulated product (alcohols, fatty acids, oils, ethylene glycol or diethylene glycol should not be considered as surfactants to meet the above requirements).

**Silicone-Based Surfactants:** See manufacturer's label for specific rate recommendations. Silicone-based surfactants may reduce the surface tension of the spray droplet allowing greater spreading on the leaf surface as compared to conventional nonionic surfactants. However, some silicone-based surfactants may dry too quickly, limiting herbicide uptake and higher spray volumes may exhibit "run-off".

**Fertilizer/Surfactant Blends:** Nitrogen-based liquid fertilizers such as 28%N, 32%N, 10-34-0, or ammonium sulfate, may be added at the rate of 2 to 3 pints per acre in combination with the recommended rate of nonionic surfactant or methylated seed oil. Research indicates that nitrogen based fertilizers aid in the burndown of annual weeds and increase PLATEAU herbicide uptake through waxy leaf species. However, fertilizers may increase phytotoxicity to desired species and newly emerged seedling prairiegrasses and wildflowers. The use of liquid fertilizers at a rate of 2 to 3 pints per acre in a tank-mix without a nonionic surfactant or a methylated seed oil is not recommended and may result in herbicide failure. Only when liquid fertilizer is used as the spray carrier is no additional spray adjuvant required.

## TANK MIXES

For use in noncrop areas, PLATEAU herbicide may be tank-mixed with PENDULUM® herbicide for additional control of late season annual grasses and certain broadleaves. For additional weed control in noncrop areas, PLATEAU herbicide may be tank-mixed with ACCORD™, ROUNDUP™ PRO, glyphosate, ARSENAL® herbicide, SAHARA® DG herbicide, diuron, CAMPAIGN™, FINALE™, GARLON™ 3A, MSMA, VANQUISH™, OUST™, ESCORT™, TORDON™, or other labeled products. A compatibility test is advised for products not listed. 2,4-D and other phenoxy type herbicides have resulted in reduced control of perennial grass weeds.

For tank mix recommendations for use in bermudagrass pastures, refer to the "DIRECTIONS FOR USE IN BERMUDAGRASS PASTURES AND HAY MEADOWS" section.

**DO NOT** tank mix with organophosphate insecticides or use the same year as PLATEAU herbicide when making applications to newly planted areas.

Consult manufacturer's labels for specific rates and weeds controlled. Always follow the more restrictive label when making an application involving tank-mixes.

## FOR WEED CONTROL IN PASTURE AND RANGELAND

For the control of undesirable weeds in pasture and rangeland (see "GUIDELINES FOR RANGELAND USE" section), apply PLATEAU herbicide at 2 to 12 oz. per acre as a broadcast treatment or as a 1/2 to 1% solution for spot treatments. See appropriate sections of this label for specific use directions.

## GUIDELINES FOR RANGELAND USE

PLATEAU herbicide may be applied to rangeland for the control of undesirable vegetation in order to achieve one or more of the following vegetation management objectives:

1. The control of undesirable (non-native, invasive and noxious) plant species.
2. The control of undesirable vegetation in order to aid in the establishment of desirable rangeland plant species.
3. The control of undesirable vegetation in order to aid in the establishment of desirable rangeland vegetation following a fire.
4. The control of undesirable vegetation for purposes of wildfire fuel reduction.
5. The release of existing desirable rangeland plant communities from the competitive pressure of undesirable plant species.
6. The control of undesirable vegetation for purposes of wildlife habitat improvement.

To ensure the protection of threatened and endangered plants when applying PLATEAU herbicide to rangeland:

1. Federal agencies must follow NEPA regulations to ensure protection of threatened and endangered plants.
2. State agencies must work with the Fish and Wildlife Service or the Service's designated state conservation agency to ensure protection of threatened and endangered plants.
3. Other organizations or individuals must operate under a Habitat Conservation Plan if threatened or endangered plants are known to be present on the land to be treated.

Please see the appropriate section(s) of this label for specific use directions for the desired rangeland vegetation management objective.

PLATEAU herbicide should only be applied to a given rangeland acre as specific weed problems arise. For the control of annual weed species such as cheatgrass, downy brome and medusahead rye, a single application of PLATEAU herbicide that coincides with the successful establishment and/or release of desirable rangeland vegetation and the use of available IPM can provide effective, sustainable control of the annual weed problem. For difficult to control perennial weed species such as leafy spurge, dalmatian toadflax and Russian knapweed, a single broadcast application of PLATEAU herbicide should be effective in most cases. If needed, spot treatments with PLATEAU herbicide can be used to control any remnant plants or new seedlings that may emerge. Long term control of undesirable weed species ultimately depends on the successful use of land management practices that promote the growth and sustainability of desirable rangeland plant species.

### DIRECTIONS FOR USE IN BERMUDAGRASS PASTURES AND HAY MEADOWS

PLATEAU herbicide may be used postemergence at a rate of 4 to 12 oz per acre for control of undesirable winter and summer annual and perennial grasses in bermudagrass pastures and hay meadows (see rate and timing recommendations below). PLATEAU herbicide may be used on common and coastal varieties of bermudagrass including, but not restricted to Tifton 44, 78 and 85, Alicia and Russell. Suppression of bermudagrass growth for 30 to 45 days or longer may occur, depending upon growth conditions after application. Jiggs bermudagrass in particular has shown greater sensitivity to PLATEAU herbicide. Do not use PLATEAU herbicide if this growth response is not acceptable.

In bermudagrass pastures and hay meadows, even and thorough spray coverage is necessary to achieve the desired level of weed control. To ensure proper spray coverage, the sprayer must be calibrated to deliver the recommended spray volume and pressure and the spray boom height adjusted to ensure proper coverage of weed foliage (according to the manufacturer's recommendation). The use of boomless or flood type nozzles is not recommended and may result in decreased weed control.

DO NOT apply PLATEAU to drought stressed bermudagrass.

DO NOT use PLATEAU for the establishment of sprigged or seeded bermudagrass.

DO NOT use PLATEAU on World Feeder varieties of bermudagrass.

DO NOT apply PLATEAU during transition from dormancy to full green-up.

AVOID applications of PLATEAU to newly aerated fields for 30 days after aeration.

**Spring Applications and Bermudagrass Tolerance:** Spring application of PLATEAU herbicide should only be made after bermudagrass has reached 100% green-up. PLATEAU applications to bermudagrass during transition from winter dormancy to 100% green-up will significantly delay green-up and growth of bermudagrass, resulting in the potential loss of one or more cuttings. Bermudagrass can be considered to have reached 100% green-up only when all stolons (runners) have developed new active growth. Partial green-up may be characterized by the green appearance of new bermudagrass growth in the field, but upon close inspection some of the stolons may not have begun to grow. PLATEAU applications made at this time can still cause significant reductions in bermudagrass growth and development and should be delayed until 100% green-up. To minimize bermudagrass response from spring applications, all applications should be made postemergence to the targeted summer annual or perennial weeds. See specific use directions below for appropriate postemergence timing for targeted weed species.

**Postemergent Control of Summer Annual and Perennial Grass Weeds:** Apply PLATEAU herbicide after bermudagrass has reached full green-up and target grass weeds are at the desired growth stage (see recommended rates and growth stages below). Early Spring applications made during transition from dormancy to green-up will delay bermudagrass green-up and subsequent bermudagrass growth. Recommended PLATEAU herbicide applications may cause some stolon internode shortening and yellowing of the bermudagrass. The use of a nitrogen fertilizer (32-0-0 or 28-0-0) as the spray carrier will shorten recovery time.

For summer annual grass control apply 4 to 6 oz per acre of PLATEAU early postemergence (2 to 4 leaf stage) following full bermudagrass green-up. If target weeds are at or above boot stage, apply 6 to 8 oz per acre for control. Always add a surfactant when applying PLATEAU herbicide unless liquid fertilizer is being used as the spray carrier. PLATEAU will provide some preemergence annual grass control, however initial applications need to be made postemergence to target weed species.

For summer perennial grass control apply 6 to 12 oz per acre of PLATEAU postemergence following bermudagrass green-up. If higher rates (8 to 12 oz per acre) are needed for control of target species, PLATEAU herbicide can be applied in the fall before killing frost occurs. When making a fall application, if bermudagrass has been cut for hay, allow sufficient regrowth of target species before making application. Always add a surfactant when applying PLATEAU herbicide unless liquid fertilizer is being used as the spray carrier.

### Recommended PLATEAU Herbicide Rates for Postemergent Summer Annual Grass Control

Common Name	Genus Species	Weed Height (inches)	Rate per Acre (fluid oz)
Large Crabgrass	<i>Digitaria sanguinalis</i>	≤4	4
		>4	6
Smooth Crabgrass	<i>Digitaria ischaemum</i>	≤4	4
		>4	6
Giant Foxtail	<i>Setaria faberi</i>		6
Green Foxtail	<i>Setaria viridis</i>	≤4	4
		>4	6
Yellow Foxtail	<i>Setaria glauca</i>	≤4	4
		>4	6
Texas Panicum	<i>Panicum texanum</i>		6
Fall Panicum	<i>Panicum dichotomiflorum</i>		6
Broadleaf Signalgrass	<i>Bracharia platyphylla</i>		4
Annual Jewgrass	<i>Microstegium vimineum</i>	≤4	4
		>4	6
Barnyardgrass	<i>Echinochloa crus-galli</i>	≤4	4
		>4	6
Sandbur	<i>Cenchrus</i> spp.	≤4	4
		>4	6

Applications made to summer annual grasses should be done after bermudagrass green-up. Applications of PLATEAU made during bermudagrass transition will delay green up and subsequent bermudagrass growth. Avoid applications to bermudagrass during green-up transition if delayed green-up cannot be tolerated.

### Recommended PLATEAU Herbicide Rates for Postemergent Summer Perennial Grass Control

Common Name	Genus Species	Weed Height (inches)	Rate per Acre (fluid oz)
Johnsongrass	<i>Sorghum halepense</i>	18-24	8
		>24	12
Vaseygrass	<i>Paspalum urvillei</i>	≤6	6
		>6	8
Nutsedge	<i>Cyperus</i> spp.	≤4	4
		>4	6
Bahiagrass	<i>Paspalum notatum</i>		6
Dallisgrass*	<i>Paspalum dilatatum</i>		8-12
Smutgrass*	<i>Sporobolus indicus</i>		8-12

\*Suppression

**Spray Adjuvants:** The addition of 10 to 20 gallons per acre of 32-0-0 or 28-0-0 liquid fertilizer as part of the spray carrier will promote the recovery of the bermudagrass from any growth reduction caused by the herbicide application. No additional spray adjuvant is required if liquid fertilizer is used as the spray carrier.

See "SPRAY ADJUVANTS FOR POSTEMERGENCE APPLICATIONS" section for additional spray adjuvant recommendations.

DO NOT use crop oil concentrates (COC) as spray adjuvant for control of weeds with PLATEAU herbicide.

**Tank Mixtures:** For broadleaf weed control the addition of a broadleaf herbicide such as WEEDMASTER® is recommended. PLATEAU may also be tank mixed with GRAZON™, REMEDY™, REDEEM™, ALLY™, 2,4-D and ROUNDUP ULTRA or glyphosate equivalent. Applications with tank mixes of 2,4-D that exceed 1 pound active ingredient per acre and applications with tank mixes of triclopyr amine that exceed 1.5 pounds active ingredient per acre may reduce efficacy on target grass weed species.

## USE OF PLATEAU HERBICIDE ON FEDERAL CONSERVATION RESERVE PROGRAM (CRP) LAND

PLATEAU herbicide may be used on Federal Conservation Reserve Program (CRP) land at rates up to 12 oz. per acre per year (see minimum plant-back intervals below). See appropriate section of this label for specific instructions for the intended use.

## ROTATIONAL CROP RESTRICTIONS

The following rotational crops may be planted after applying PLATEAU herbicide. Planting rotational crops earlier than the recommended interval may result in crop injury.

Plateau Use Rate (oz/A)	Minimum Plant Back Interval (Months After PLATEAU Herbicide Application)				
	≤4	12	18	26	40
5-8	12	14	22	30	44
9-12	12	18	24	36	48
<b>Rotational Crops</b>	Bahiagrass CLEARFIELD® corn hybrids Peanuts Rye Wheat	Snapbeans Southern peas Soybeans Tobacco	Barley Cotton¹ Grain sorghum Oats	Field corn² All crops not otherwise listed or included for use on this label²	Canola² Potatoes² Red table beets² Sugar beets²

¹ For Arizona, New Mexico, Oklahoma, and Texas only: Depending on the PLATEAU herbicide use rate, cotton may be planted 18 to 24 months after PLATEAU herbicide application in the states of Arizona, New Mexico, Oklahoma, and Texas unless drought conditions develop the year of PLATEAU herbicide application. DO NOT rotate to cotton at 18 to 24 months after PLATEAU herbicide application if less than 15 inches of rainfall or irrigation is received from the time of PLATEAU herbicide application through November 1 of the same year. If drought conditions develop the year of PLATEAU herbicide application, cotton may be planted 26, 30 and 40 months after PLATEAU herbicide application.

² After the recommended rotational interval listed for these selected crops and for all crops not otherwise listed or included for use on this label, a successful field bioassay must be completed. The field bioassay consists of a test strip of the intended rotational crop planted across the previously treated field and grown to maturity. The test strip should include low areas and knolls, and include variations in soil such as type and pH. If no crop injury is evident in the test strip, then the intended rotational crop may be planted the following year.

Use of PLATEAU herbicide in accordance with label directions is expected to result in normal growth of plant-back crops in most situations; however, various environmental and agronomic factors make it impossible to eliminate all risks associated with the use of this product and, therefore, plant-back crop injury is always possible. If crop injury is a concern then a bioassay with the desired crop is recommended prior to planting.

## FOR FOLIAR AND SEEDHEAD SUPPRESSION OF BAHIAGRASS, COOL SEASON GRASSES AND SUPPRESSION OF SOME ANNUAL WEEDS

**Bahiagrass:** PLATEAU herbicide may be used at the rate of 2 to 6 oz per acre to suppress growth and seedhead development of bahiagrass in unimproved areas. In North and South Carolina it is recommended to use PLATEAU herbicide at the rate of 2 oz per acre as higher rates may cause turf thinning. Depending on rate of PLATEAU herbicide used, surfactant and environmental conditions, temporary turf discoloration may occur. For optimum performance, application should be made after green-up. Applications may be made before or after mowing. If applied prior to mowing, raise mowing height to leave adequate existing foliage as new growth will be suppressed. If applied after mowing, allow adequate foliage to remain by increasing mower height or allowing time for foliar regrowth prior to application. **DO NOT** apply to turf under stress (drought, cold, insect, disease, etc.) or severe injury may occur. **DO NOT** use a methylated seed oil adjuvant.

PLATEAU	PHYTOTOXICITY	LENGTH OF SUPPRESSION
2 oz	none to low	partial to season long
3 to 6 oz	low to moderate	season long

For winter annual weed control, apply 8 oz of PLATEAU herbicide when bahiagrass is dormant, but when weeds are actively growing. This can be followed by 3 to 4 oz of PLATEAU herbicide in the spring after bahiagrass green-up for the suppression of seedheads and foliage.

### Cool Season Grasses:

#### KY31 Tall Fescue and "Wildtype Common" Kentucky Bluegrass:

Apply PLATEAU herbicide at 2 to 4 oz per acre for foliar and seedhead suppression of certain cool season grasses such as "KY31" tall fescue and "wildtype common" Kentucky bluegrass. Add a surfactant to the 2 oz rate of PLATEAU herbicide for optimum performance. The addition of a surfactant to 4 oz of PLATEAU herbicide may cause excessive turf injury or mortality of tall fescue. Application to turf type tall fescue or Kentucky bluegrass may result in severe injury or loss of stand.

**Wheatgrass:** Apply PLATEAU herbicide at 6 to 10 oz. per acre for foliar and seedhead suppression of crested wheatgrass, and 6 to 12 oz. per acre for foliar and seedhead suppression of intermediate wheatgrass. Other wheatgrass species may also be suppressed, however, apply PLATEAU herbicide to a limited area to determine effectiveness. Tank-mixes with 2,4-D or products containing 2,4-D may decrease the effectiveness of PLATEAU herbicide. Tank-mixes with GARLON, TORDON™, TRANSLINE™ and VANQUISH may decrease the potential of turf injury. **DO NOT** apply to turf under stress or severe injury may occur.

## FOR THE CONTROL OF UNDESIRABLE WEEDS IN BERMUDAGRASS NOT BEING GROWN FOR FORAGE OR HAY

PLATEAU herbicide may be used on bermudagrass turf such as roadsides, utility rights-of-way, railroad crossings, airports, non-irrigation drainage ditches and other noncropland sites. There is a differential tolerance between bermudagrass types (See below paragraphs). Depending on bermudagrass type, timing of application, and PLATEAU herbicide rate, some foliar, stolon, and seedhead suppression may occur. **IMPORTANT:** Apply PLATEAU herbicide after bermudagrass has reached full green-up. Spring applications made prior to full green-up may delay green-up. Always add a surfactant when applying PLATEAU herbicide. **DO NOT** apply to grass under stress from drought, disease, insects or other causes. Simultaneous mow/spray operations may suppress internode development. After mowing, allow adequate foliage regrowth prior to PLATEAU application as some internode suppression may prevent bermudagrass from quickly recovering from mowing.

**Common Bermudagrass:** Common bermudagrass is the most tolerant bermudagrass to PLATEAU herbicide. Tank-mixes with ROUNDUP PRO, ACCORD or glyphosate will improve the weed control spectrum, but may increase turf phytotoxicity. Some stolon internode shortening and seedhead suppression may occur for the first 8 weeks.

**Established Coastal Bermudagrass:** PLATEAU herbicide at 2 to 12 oz per acre will provide control of labeled weeds as well as foliar and seed head suppression of established coastal bermudagrass. Do not use on New World hybrid bermudagrass. Depending on environmental conditions and weed pressure, the longevity of suppression and weed control increases as the PLATEAU herbicide rate increases. Tank-mixes with ROUNDUP PRO, ACCORD, or glyphosate may result in death or excessive injury of coastal bermudagrass.

**Turf Type Bermudagrass:** Turf type bermudagrass varieties show a high degree of variation in tolerance to PLATEAU herbicide. PLATEAU herbicide at rates of 2 to 6 oz per acre will provide some annual weed control and foliar & seedhead suppression. Rates above 6 oz per acre may result in excessive injury or death of turf type bermudagrass.

**SEE ABOVE SECTIONS FOR PLATEAU HERBICIDE RATES AND TIMINGS FOR SPECIFIC BERMUDAGRASS TYPES WITH REGARD TO WEED CONTROL AND TURF TOLERANCE.**

**Winter Annual Weed Control:** Apply PLATEAU herbicide at the rate of 4 to 12 oz. per acre prior to winter weed germination or while win-

ter weeds are actively growing. Early spring applications may delay green-up of bermudagrass turf.

**Summer Annual Weeds:** For best results, apply PLATEAU herbicide at the rate of 4 to 12 oz per acre preemergence or early post-emergence before weeds have reached 6 inches in height. Larger weeds may be controlled depending on susceptibility, growing conditions, tank-mix partner and adjuvant selection.

**Perennial Weeds:** Apply PLATEAU herbicide at the rate of 8 to 12 oz per acre postemergence after weeds have produced adequate foliage for herbicide uptake. For a particular weed see "SPECIAL WEED CONTROL" section below. The addition of ACCORD or ROUNDUP PRO herbicide may increase control.

**Bahiagrass Control:** Apply PLATEAU herbicide at the rate of 8 to 12 oz per acre postemergence. See "SPECIAL WEED CONTROL" section below for recommendations. The addition of ROUNDUP PRO or ACCORD herbicide at 12 to 16 oz per acre may increase control.

#### FOR THE CONTROL OF UNDESIRABLE WEEDS IN UNIMPROVED CENTIPEDE GRASS

PLATEAU herbicide may be applied at a rate of 4 to 8 oz per acre to established centipede grass for the control of annual broadleaf and grass weeds. Apply PLATEAU herbicide after centipede grass has reached full green-up. Spring applications made prior to full green-up may delay green-up. Always add a surfactant when applying PLATEAU herbicide. DO NOT apply to grass under stress from drought, disease, insects or other causes. Simultaneous mow/spray operations may suppress internode development. After mowing, allow adequate foliage regrowth prior to PLATEAU application as some internode suppression may prevent centipede grass from quickly recovering from mowing.

#### FOR CONTROL OF UNDESIRABLE WEEDS IN SMOOTH BROMEGRASS, WILDTYPE COMMON KENTUCKY BLUEGRASS AND WHEATGRASSES

PLATEAU herbicide may be used on smooth brome grass, "wildtype" common Kentucky bluegrass and wheatgrass. PLATEAU herbicide provides control of labeled grass and broadleaf weeds (see "WEEDS CONTROLLED" and "SPECIAL WEED CONTROL" sections). Treatment of smooth brome grass and wheatgrass with PLATEAU herbicide may result in foliar height and seedhead suppression.

**Smooth Brome grass and "Wildtype" Common Kentucky Bluegrass:** Use PLATEAU herbicide at 4 to 8 oz per acre in the spring for weed control and growth suppression after smooth brome grass and "wildtype" common Kentucky bluegrass have reached 100% green-up. Applications prior to 100% green-up may delay green-up. Rates from 8 to 12 oz per acre may be applied in the spring but may result in excessive growth suppression. For fall applications (see "SPECIAL WEED CONTROL" section), PLATEAU herbicide may be used at 8 to 12 oz per acre for control of perennial weeds.

**Wheatgrass:** To control undesirable weeds in wheatgrasses apply PLATEAU herbicide at 4 to 12 oz. per acre.

#### FOR CONTROL OF UNDESIRABLE WEEDS IN CROWN VETCH

PLATEAU herbicide may be applied at the rate of 4 oz per acre to newly seeded crown vetch beds to aid in the establishment of vetch and reduce weed competition.

PLATEAU herbicide at 8 to 12 oz per acre may be used on unimproved established crown vetch in noncropland areas. PLATEAU herbicide provides control of labeled grass and broadleaf weeds (refer to the "WEEDS CONTROLLED" and "SPECIAL WEED CONTROL" sections for specific rates). Treatment of crown vetch beds with PLATEAU herbicide may cause internode shortening and some minor tip chlorosis depending on timing of application.

PLATEAU herbicide should be applied during winter dormancy or early spring to reduce potential injury. Applications made after May, may result in increased injury or defoliation. Addition of surfactants such as dilimene based or crop oil concentrates will increase injury. Fall applications during the period of active crown vetch growth may result in severe injury or loss of stand.

#### REVEGETATION WITH PRAIRIEGRASSES AND OTHER FORAGE GRASSES

PLATEAU herbicide may be applied at the rate of 2 to 12 oz per acre to newly established or existing stands of labeled species (see below for details) in such areas as pasture, rangeland (see "GUIDELINES FOR RANGELAND USE" section), Conservation Reserve Program (CRP) land and noncropland sites such as roadsides, industrial sites, prairie restoration sites, drainage ditch banks, and other similar areas. Certain local ecotypes or varieties may be suppressed by PLATEAU herbicide. Many factors such as poor seedling vigor, cool temperatures, poor soil, planting depth, excessive moisture, disease, insects and dry weather after emergence can all result in poor stands. Additional stress of herbicide residue, poor soils and other factors contributing to poor seedling vigor can also increase injury and could result in mortality. BASF can not be held responsible for such unforeseen factors. It is suggested to try PLATEAU herbicide on a small area if tolerance is not known. PLATEAU herbicide controls many annual and perennial grass and broadleaf weeds. Weed competition is reduced allowing grass seedlings to establish. PLATEAU herbicide is also effective for control of noxious weeds in established grass stands and must be applied postemergence as a foliar treatment to perennial weeds. IMPORTANT: ALWAYS ADD AN ADJUVANT when applying PLATEAU herbicide. To maximize weed control always use a methylated seed oil when treating established grass stands. Use a nonionic surfactant when treating newly emerged seedling grasses. The addition of liquid fertilizer will decrease grass tolerance and should not be used when treating newly emerged seedling grasses.

PLATEAU herbicide may be applied at a rate of up to 12 oz per acre to Federal Conservation Reserve Program (CRP) land for the establishment or release of certain grass species (see "TOLERANT GRASS SPECIES" table).

**Establishment:** For optimum results in establishing mixed grass stands with PLATEAU herbicide, make application at planting before grass seedlings emerge. Newly emerged grasses can be sensitive to PLATEAU herbicide and/or the adjuvant used. If grasses have begun to emerge, it is best to wait until they have reached the five leaf stage to make a PLATEAU herbicide application and use a nonionic or silicone surfactant. Do not use a methylated seed oil at this time as some grass species tolerance will be lost. PLATEAU herbicide will control annual weeds preemergence or early postemergence. See "WEEDS CONTROLLED" section for maximum height of weeds and see below for more details on best rate and timing for grass and wildflower species. Postemergence applications may result in stand thinning due to variability in seedling grass tolerance to the use of spray adjuvants. Seedling grasses are generally more tolerant to the use of spray adjuvants after they have reached the five leaf stage. When planting into a field which was row cropped the previous year, compounded injury may occur from herbicide carry-over (see "DIRECTIONS FOR USE" section).

**Rates and Control:** Apply PLATEAU herbicide at 2 to 6 oz per acre to fields cropped the previous year, when annual weeds are the target and/or if grass/forb mixtures are used. PLATEAU herbicide at 2 to 6 oz per acre will provide control and/or suppression of many annual grass and broadleaf weeds. Use lower rates when in the northern most U.S., dry climates or for late season plantings into clean seedbeds. PLATEAU herbicide rates as low as 2 oz. per acre may be used on soils with a pH > 7, a low CEC and a coarse texture containing a minimum of clay and organic matter. Use higher rates in heavy weed pressure, heavy residue, high organic matter, high rainfall and long growing season (southern portions of Illinois, Indiana, Missouri and Ohio, etc.). Apply PLATEAU herbicide at 8 to 12 oz per acre for giant ragweed or for perennial weed control/suppression. PLATEAU herbicide rates of 8 to 12 oz per acre may result in stunting or stand thinning. The duration and intensity of suppression are directly related to weed pressure, chemical residue, soil type and environmental conditions. See below for details for particular grass tolerances and timings.

**Established Stands:** For optimum results, apply PLATEAU herbicide as an early postemergence application to annual grasses and broadleaf weeds. For perennial weed control, see "SPECIAL WEED CONTROL" section. The use of high rates may result in foliar and/or seed head height suppression of established grass stands. This effect is more likely to occur under conditions of light soils, low weed pressure, low rainfall, and short growing seasons. Use the lower rates for light weed infestations or when applying to grass stands containing desirable wildflowers and legumes (see "WILDFLOWER ESTABLISHMENT AND MAINTENANCE" section for rate tolerance). Use higher rates to broaden and lengthen weed control spectrum.



**Big Bluestem, Little Bluestem and Indiangrass:** PLATEAU herbicide may be applied at the rate of 2 to 12 oz per acre at planting, or any time thereafter, including after seedling grasses have emerged or to perennial stands (dormant or actively growing). See "WEEDS CONTROLLED" section for desired rate. Use the lower rates in Wisconsin, Michigan, Minnesota, South Dakota, North Dakota, Kansas, Oklahoma, Texas and Nebraska and higher rates as rainfall and/or growing season increases.

**Switchgrass (*Panicum virgatum*):** PLATEAU herbicide is not recommended for the establishment of pure switchgrass stands as severe injury or death may result. PLATEAU herbicide may be applied at a rate of 2 to 4 oz per acre if switchgrass is planted in mixed stands with tolerant species, but only if some stand thinning or loss of stand can be tolerated. Mature switchgrass planting can be reclaimed from certain perennial weeds such as tall fescue, leafy spurge, johnsongrass, etc., with PLATEAU herbicide at rates of 10 to 12 oz per acre. However, severe stunting and injury is imminent. DO NOT apply PLATEAU herbicide to switchgrass if such severe injury can not be tolerated.

**Sideoats and Blue Grama:** Apply PLATEAU herbicide to monoculture stands of sideoats and blue grama only if some stand thinning or loss of stand can be tolerated. PLATEAU herbicide may be applied at the rate of 2 to 4 oz/A plus an adjuvant to aid in the establishment of sideoats and blue grama after new seedlings have emerged and reached the five (5) leaf stage. When using PLATEAU herbicide at 4 oz per acre it is not recommended to use in combination with a methylated seed oil adjuvant as stand thinning may occur. The lower rates may provide adequate weed suppression in early summer plantings in the states of Wisconsin, Michigan, Minnesota, South Dakota, North Dakota, Kansas, Oklahoma, Texas and Nebraska and other states where growing degree days are short. Sideoats and blue grama have shown tolerance to PLATEAU herbicide at 2 to 4 oz/A, applied preemergence at planting, however, some stand thinning may occur. For weed control in established stands use 4 to 10 oz/A of PLATEAU herbicide. Up to 12 oz/A of PLATEAU herbicide may be applied, but may result in foliar and/or seedhead suppression, or in the injury of sideoats and blue grama, depending on surfactant choice, soil type, variety, weed pressure and environmental conditions.

**Buffalograss:** Apply PLATEAU herbicide at the rate of 2 to 4 oz/A for control or suppression of labeled weeds and to aid in the establishment of newly sprigged buffalograss. Apply PLATEAU herbicide immediately after planting prior to spring growth or seed germination. New growth and small seedlings can be severely injured or killed. If applying after emergence it is best to wait until buffalograss has at least five true leaves and use a nonionic or silicone surfactant. Do not use a methylated seed oil. For established stands, PLATEAU herbicide may be applied at the rate of 2 to 8 oz/A for weed control. Higher rates may cause some turf discoloration and stunting. PLATEAU herbicide may be applied to dormant buffalograss to control winter annual weeds. Turf type buffalograss may express different tolerance level to PLATEAU herbicide than wild type buffalograss. Some turf types can tolerate low rates of PLATEAU herbicide at seeding. Consult seed dealer for details.

**Eastern Gamagrass:** PLATEAU herbicide should only be used for the establishment or maintenance of eastern gamagrass if some stand thinning or loss can be tolerated. Apply PLATEAU herbicide at 2 to 6 oz per acre at planting prior to gamagrass emergence. Stand thinning and stunting is imminent. Adverse conditions, poor soils, or added stress to the gamagrass could result in stand mortality. Postemergence application to seedlings will cause mortality. On established eastern gamagrass, apply PLATEAU herbicide at 2 to 8 oz per acre prior to gamagrass breaking dormancy. Some stunting will occur and increases as the PLATEAU herbicide rate increases. Applications made during or after green-up may result in foliar and seedhead suppression and possible mortality of weak plants.

**Tall Fescue Control:** Tall fescue can be controlled by using PLATEAU herbicide at the rate of 12 oz per acre plus methylated seed oil at 2 pints per acre in established stands of or to prepare a seed bed for big bluestem, little bluestem, and indiangrass. The addition of Nitrogen fertilizer (see "SPRAY ADJUVANTS FOR POSTEMERGENCE APPLICATIONS" section) to the above mix will aid in control. Tall fescue must be actively growing for optimum control. If tall fescue has reached the boot stage or has reached summer dormancy, control may be poor. For improved control of tall fescue, PLATEAU herbicide may be tank mixed with ACCORD, ROUNDUP PRO, or glyphosate. Fall applications of PLATEAU herbicide at 8 to 12 oz/A plus 24 to 64 oz/A ACCORD or ROUNDUP PRO will result in best control of existing tall fescue and new germinating seedlings. With spring applications of PLATEAU herbicide at 6 to 12 oz/A, plus a ACCORD or ROUNDUP PRO at 32 to 64 oz/A, use higher rates for older, mature

fescue stands and lower PLATEAU herbicide rates when planting forbs. When using 8 oz/A of PLATEAU herbicide in the fall with a glyphosate product, it is recommended to apply 4 oz/A PLATEAU herbicide in the spring at planting for annual weed and seedling fescue control. Burning the fescue stand, where permitted, the following spring, just prior to green-up, will aid in control and provide a better seedbed for planting. Mowing the fescue several times the summer before fall application will weaken the fescue root system, making it more susceptible to herbicides. Always allow for at least 10 inches of regrowth, following the last mowing before spraying, as both PLATEAU herbicide and glyphosate products need foliage present for herbicide uptake and satisfactory control.

#### TOLERANT GRASS SPECIES<sup>1</sup>

Prairiegrass		PLATEAU herbicide Rate (oz/A) <sup>2</sup>	
Common Name	Genus species	New Seeding	Established
Big Bluestem	<i>Andropogon gerardii</i>	2-12	2-12
Little Bluestem	<i>Schizachyrium scoparium</i>	2-12	2-12
Indiangrass	<i>Sorghastrum nutans</i>	2-12	2-12
Bushy Bluestem	<i>Andropogon glomeratus</i>	—*	2-12
King Ranch Bluestem	<i>Bothriochloa ischaemum</i>	—	2-12
Silver Beard Bluestem	<i>Bothriochloa saccharoides</i>	—	2-12
Broomsedge	<i>Andropogon virginicus</i>	—	2-12
Fingergrass, Rhodes grass	<i>Choris</i> spp.	—	2-12
Needlegrass	<i>Stipa</i> spp.	—	2-12
Needleandthread	<i>Stipa comata</i>	—	2-12
Kearny (Plains) Threawn	<i>Aristida longespica</i>	—	2-12
Prairie Threawn	<i>Aristida oligantha</i>	—	2-12
Prairie Sandreed	<i>Calamovilfa longifolia</i>	—	2-12
Smooth Bromegrass	<i>Bromus inermis</i>	—	2-12
Kentucky Bluegrass	<i>Poa pratensis</i>	—	2-12
Sandberg's Bluegrass	<i>Poa sandbergii</i>	—	2-12
Wheatgrasses	<i>Agropyron</i> spp.	—	2-12
Bottlebrush Squirreltail	<i>Sitanian hystrix</i>	—	2-12
Russian Wildrye	<i>Elymus junceus</i>	2-6 <sup>2</sup>	2-12
Sideoats Grama	<i>Bouteloua curtipendula</i>	2-8 <sup>3</sup>	2-8
Blue Grama	<i>Bouteloua gracilis</i>	2-8 <sup>3</sup>	2-8
Buffalograss	<i>Buchloe dactyloides</i>	2-4	2-8
Eastern Gamagrass	<i>Tripsacum dactyloides</i>	2-6 <sup>3</sup>	2-8

<sup>1</sup> See individual grass sections for application timing.

<sup>2</sup> High rates may result in stunting and growth suppression.

<sup>3</sup> PLATEAU herbicide preemergence applications to newly seeded sideoats, blue grama and Eastern gamagrass may result in thinning or loss of stand.

\*Tolerance unknown

#### TOLERANCE OF ESTABLISHED GRASSES TO 8 TO 12 OZ/A OF PLATEAU HERBICIDE APPLIED IN THE FALL

Grass Species <sup>1</sup>	Tolerant	Suppressed <sup>2</sup>	Not Tolerant	Tolerance Unknown
Bermudagrass	X			
Bluegrass, Kentucky		X		
Bluegrass, Sandberg's	X			
Bluestem, big	X			
Bluestem, bushy	X			
Bluestem, King Ranch	X			
Bluestem, little	X			
Bluestem, silver beard	X			
Bromegrass, meadow		X	X	
Bromegrass, smooth		X		
Broomsedge	X			
Buffalograss	X	X		
Cheatgrass			X	

**TOLERANCE OF ESTABLISHED  
GRASSES TO 8 TO 12 OZ/A OF  
PLATEAU HERBICIDE APPLIED IN THE FALL**

Grass Species <sup>1</sup>	Tolerant	Suppressed <sup>2</sup>	Not Tolerant	Tolerance Unknown
Creeping foxtail, Garrison				X
Downey brome			X	
Fescue, Idaho	X			
Fescue, tall			X	
Gama grass, eastern		X		
Grama, blue	X	X		
Grama, sideoats	X	X		
Indiangrass	X			
Medusahead			X	
Needleandthread	X			
Needlegrass, green	X			
Orchardgrass		X		
Prairie cordgrass		X		
Prairie dropseed				X
Prairie sandreed	X			
Prairie threeawn	X			
Quackgrass		X		
Redtop		X	X	
Reed canarygrass		X	X	
Rhodes grass/Fingergrass	X			
Rye, annual or Italian			X	
Rye, perennial		X	X	
Squirreltail, bottlebrush	X			
Switchgrass		X	X	
Timothy			X	
Wheatgrass, bluebunch	X	X		
Wheatgrass, crested	X	X		
Wheatgrass, intermediate	X	X		
Wheatgrass, pubescent	X	X		
Wheatgrass, siberian	X			
Wheatgrass, slender	X	X		
Wheatgrass, stream bank	X	X		
Wheatgrass, western	X	X		
Wild ryegrass, Canada		X		
Wild ryegrass, Russian	X			
Wild ryegrass, Virginia		X		

<sup>1</sup> Species with an X in more than one column means tolerance will vary depending on variety, use rate and environmental conditions.

<sup>2</sup> Suppression may be expressed as reduction in number of seedheads, seedhead height suppression or foliage height reduction; however, full recovery of the grass can be expected.

**WILDFLOWER ESTABLISHMENT  
AND MAINTENANCE**

Due to high degree of variation in genotypes, ecotypes and varieties of wildflowers, tolerances to PLATEAU herbicide can vary dramatically and may be reduced under certain soil types and environmental conditions. Apply PLATEAU herbicide only if some stand thinning or loss can be tolerated. Preemergence applications of low use rates (4 oz/A) to tolerant species, result in the least amount of injury, but may not eliminate it. Postemergence applications of PLATEAU herbicide can result in injury or death of some genotypes, and should be used only as a rescue treatment when weed competition threatens the stand. Use of certain spray adjuvants can also increase wildflower injury and loss of stand. Although most legumes listed in the tolerance table are tolerant to 4 oz/A of PLATEAU herbicide preemergence, some stand thinning may occur. Legumes are more tolerant to post applications, but chlorosis or stunting is possible. Recommendations listed in the tables below are designed for mixed grass/wildflower stands. Less than satisfactory results may occur from applications to monoculture stands. It is recommended to try on a small scale to determine degree of satisfaction on monoculture stands.

**For prairiegrass/wildflower mixtures:** Where some wildflower injury (phytotoxicity, height suppression) can be tolerated, apply

PLATEAU herbicide at the rate to achieve desired weed control, but not to exceed tolerance rate listed in the table below. Wildflower injury can be reduced or eliminated with preemergence applications. To minimize injury, apply PLATEAU herbicide at 2 to 4 oz per acre at planting to tolerant species listed below. Use the 2 oz per acre rate under cool dry conditions and in low rainfall areas. If postemergence application is made to established prairiegrass/wildflower mixtures, use the lowest rate of PLATEAU herbicide necessary to achieve desired weed control (see "WEEDS CONTROLLED" section). Postemergence application can result in stand thinning or death due to vast variation in seed sources, varieties and genotypes. It is recommended that a small area be tested prior to full application for tolerance of desired species. The rates listed below are for those species in which acceptable tolerance has been confirmed on the varieties/genotypes being treated.

Application of PLATEAU herbicide in conjunction with an organophosphate insecticide may cause an increase in wildflower injury.

**Seedling Wildflower and Legume  
Tolerance to PLATEAU herbicide  
(4 oz/A)<sup>1</sup> in Mixed Grass/Forb Stands.**

Common Name	Genus Species	PRE	POST
Alfalfa	<i>Medicago sativa</i>	No	Yes
Aster, New England	<i>Aster novae angliae</i>	No	Yes
Aster, Prairie	<i>Aster tanacetifolius</i>	No	Yes
Baby Blue Eyes	<i>Nemophila menziesii</i>	No	Yes
Beggar ticks	<i>Bidens frondosa</i>	No	Yes
Bird's Eyes	<i>Gilia tricolor</i>	No	Yes
Bishop's Flower	<i>Anuni majus</i>	No	Yes
Blackeyed Susan	<i>Rudbeckia hirta</i>	Yes	Yes
Blanketflower	<i>Gaillardia aristata</i>	No	Yes
Bundleflower, Illinois	<i>Desmanthus illinoensis</i>	Yes	Yes
Catchfly	<i>Silene armeria</i>	No	Yes
Chicory	<i>Cichorium intybus</i>	Yes	Yes
Clover, Crimson	<i>Trifolium incarnatum</i>	Yes	Yes
Clover, White	<i>Trifolium repens</i>	No	Yes
Coneflower, Purple	<i>Echinacea purpurea</i>	Yes	Yes
Coneflower, Upright Prairie	<i>Ratibida columnifera</i>	Yes	Yes
Coreopsis, Dwarf Red Plains	<i>Coreopsis tinctoria</i> var. <i>Gay Feather</i>	Yes	Yes
Coreopsis, Lance Leaved	<i>Coreopsis lanceolata</i>	Yes	Yes
Coreopsis, Plains	<i>Coreopsis tinctoria</i>	Yes	Yes
Cornflower	<i>Centaurea cyanus</i>	No	Yes
Cosmos, Garden	<i>Cosmos bipinnatus</i>	Yes	Yes
Cosmos, Yellow	<i>Cosmos sulphureus</i>	Yes	Yes
Daisy, Ox-eye	<i>Chrysanthemum leucanthemum</i>	Yes	Yes
Daisy, Shasta	<i>Chrysanthemum maximum</i>	Yes	Yes
Five Spot	<i>Nemophila maculata</i>	No	Yes
Flax, Blue	<i>Linum perenne</i>	No	Yes
Indian Blanket	<i>Gaillardia pulchella</i>	No	Yes
Indigo, Blue False	<i>Baptisia australis</i>	Yes	No
Johnny Jump-ups	<i>Viola cornuta</i>	Yes	Yes
Lemon Mint	<i>Monarda citriodora</i>	No	Yes
Lespedeza, Bicolor	<i>Lespedeza</i>	Yes	Yes
Lespedeza, Korean	<i>Lespedeza stipulacea</i>	No	Yes
Lespedeza, Sericea	<i>Lespedeza cuneata</i>	No	Yes
Lupine, Perennial	<i>Lupinus perennis</i>	Yes	Yes
Mexican Hat	<i>Ratibida columnifera</i>	Yes	Yes
Partridgepea	<i>Cassia fasciculata</i>	Yes	Yes
Pea, Calico	<i>Pisum viganasinensis</i>	Yes	Yes
Pea, Flat	<i>Lathyrus sylvestris</i>	Yes	Yes
Pea, Perennial	<i>Lathyrus latifolius</i>	Yes	Yes

**Seedling Wildflower and Legume  
Tolerance to PLATEAU herbicide  
(4 oz/A)<sup>1</sup> in Mixed Grass/Forb Stands.**

Common Name	Genus Species	PRE	POST
Phlox, Drummond	<i>Phlox drummondii</i>	Yes	No
Poppy, California	<i>Eschscholzia californica</i>	Yes	No
Poppy, Corn	<i>Papaver rhoeas</i>	Yes	Yes
Poppy, Red Corn	<i>Papaver</i> sp.	Yes	Yes
Prairieclover, Purple	<i>Dalea purpurea</i>	Yes	Yes
Prairieclover, White	<i>Dalea candidum</i>	Yes	Yes
Tick-trefoil, Showy	<i>Desmodium canadense</i>	No	Yes
Trefoil, Birdsfoot	<i>Lotus corniculatus</i>	No	Yes
Vetch, Crown	<i>Coronilla varia</i>	Yes	—
Vetch, Hairy	<i>Vicia villosa</i>	Yes	—
Yarrow, Gold	<i>Achillea filipendulina</i>	No	Yes

<sup>1</sup> For legumes, at least three true leaves should be present before a postemergence application.

**Established Wildflower and Legume  
Tolerance to PLATEAU herbicide  
(maximum rate<sup>1</sup>, oz/A)  
in Mixed Grass/Forb Stands.**

Common Name	Genus Species	PRE	POST <sup>2</sup>
Flax, Blue	<i>Linum perenne</i>	0	6
Indian Blanket	<i>Gaillardia pulchella</i>	0	6
Blanketflower	<i>Gaillardia aristata</i>	0	8
Chickory	<i>Cichorium intybus</i>	4	6
Daisy, Shasta	<i>Chrysanthemum maximum</i>	4	8
Prairieclover, Purple	<i>Dalea purpurea</i>	4	12
Coneflower, Upright Prairie	<i>Ratibida columnifera</i>	6	6
Mexican Hat	<i>Ratibida columnifera</i>	6	6
Poorjoe	<i>Diodia teres</i>	8	—
Lupine	<i>Lupinus perennis</i>	8	6
Coneflower, Purple	<i>Echinacea purpurea</i>	8	8
Daisy, Ox-eye <sup>3</sup>	<i>Chrysanthemum leucanthemum</i>	8	8
Leadplant	<i>Amorpha canescens</i>	8	8
Lespedeza, Bicolor	<i>Lespedeza</i>	8	8
Milkweed, Common	<i>Asclepias syriaca</i>	8	—
Pea, Prairie Scurf	<i>Psoralea esculenta</i>	8	8
Yarrow, Gold <sup>3</sup>	<i>Achillea filipendulina</i>	8	8
Blackeyed Susan	<i>Rudbeckia hirta</i>	8	10
Johnny Jump-ups	<i>Viola cornuta</i>	8	12
Sweetclover	<i>Melilotus</i> sp.	12	8
Alfalfa	<i>Medicago sativa</i>	12	12
Bundleflower, Illinois	<i>Desmanthus illinoensis</i>	12	12
Lespedeza, Sericea	<i>Lespedeza cuneata</i>	12	12
Partridgepea	<i>Cassia fasciculata</i>	12	12
Sensitive vine	<i>Mimosa strigillosa</i>	12	12
Vetch, Crown	<i>Coronilla varia</i>	12	12
Violet, Wild	<i>Viola</i> spp.	12	12

<sup>1</sup> Height suppression or stand reduction may occur at maximum use rate. For legumes, some yellowing and stunting can occur at higher use rates.

<sup>2</sup> Postemergence application should be made early post on the flowers to reduce injury and increase flower set.

<sup>3</sup> Will not flower.

**Wildflower Establishment with PLATEAU herbicide  
4 oz/A + PENDULUM herbicide 2 lbs a.i./A<sup>1</sup>**

Common Name	Genus Species	PRE <sup>2</sup>	POST <sup>3</sup>
Blackeyed Susan	<i>Rudbeckia hirta</i>	Yes	Yes
Blanketflower	<i>Gaillardia pulchella</i>	No	Yes
Bundleflower, Illinois	<i>Desmanthus illinoensis</i>	>50% thinning	Yes
Clover, Crimson	<i>Trifolium incarnatum</i>	>50% thinning	Yes
Coneflower, Clasping	<i>Dracopis amplexicaulis</i>	Yes	Yes

**Wildflower Establishment with PLATEAU herbicide  
4 oz/A + PENDULUM herbicide 2 lbs a.i./A<sup>1</sup>**

Common Name	Genus Species	PRE <sup>2</sup>	POST <sup>3</sup>
Coneflower, Upright Prairie	<i>Ratibida columnifera</i>	No	OK
Coneflower, Purple	<i>Echinacea purpurea</i>	Yes	Yes
Coreopsis, Dwarf Red Plains	<i>Coreopsis tinctoria</i> var. Gay Feather	OK stunting	OK stunting
Coreopsis, Plains	<i>Coreopsis tinctoria</i>	OK stunting	Yes
Coreopsis, Lance Leaved	<i>Coreopsis lanceolata</i>	25% thinning	Yes
Cornflower	<i>Centaurea cyanus</i>	No	OK 20% thinning
Cosmos, Garden	<i>Cosmos bipinnatus</i>	OK 10% thinning	OK stunting
Cosmos, Yellow	<i>Cosmos sulphureus</i>	Yes	Yes
Daisy, Ox-eye	<i>Chrysanthemum leucanthemum</i>	25% thinning	Yes
Daisy, Shasta	<i>Chrysanthemum maximum</i>	marginal-OK 20% thinning	Yes
Lupine, Perennial	<i>Lupinus perennis</i>	Yes	≤50% thinning
Partridgepea	<i>Cassia fasciculata</i>	25% thinning	Yes
Poppy, California	<i>Eschscholzia californica</i>	Yes	25% injury stunting, thinning
Yarrow, Gold	<i>Achillea filipendulina</i>	OK thinning	OK

<sup>1</sup> 2 lbs ai/A = 2.4 qts of PENDULUM herbicide 3.3 EC or 3.3 lbs of PENDULUM herbicide WDG

<sup>2</sup> Preemergence at planting

<sup>3</sup> Postemergence to seedlings

Yes = no injury

No = results in no wildflower germination or unacceptable injury to seedling flowers.

OK = can be used if thinning and/or stunting can be tolerated or if establishment is threatened by weed competition.

Due to the diversity of species and varieties that exist in areas where wildflowers are grown, the response to PLATEAU herbicide may vary greatly. Careful testing on desirable species is recommended to determine if area-wide applications can be made. Try on a limited area to verify tolerance in a specific area.

The suitability of PLATEAU herbicide use on wildflower species not listed, should be determined by treating a small number of such wild flowers at an appropriate rate, not to exceed 12 oz per acre per year. Treated wildflowers should be evaluated 1 to 2 months following application for possible injury. THE USER ASSUMES RESPONSIBILITY FOR ANY DAMAGE OR OTHER LIABILITY.

### SPECIAL WEED CONTROL

ALWAYS ADD AN ADJUVANT to PLATEAU herbicide (see "SPRAY ADJUVANTS FOR POSTEMERGENCE APPLICATIONS" section). Research has shown Methylated Seed Oil (MSO) surfactants provide PLATEAU herbicide with superior control of perennial weeds. This effect is not always observed and is most prevalent on waxy leaf species, perennials and weeds under stress conditions. For the weeds listed below, it is recommended to use a MSO for best results. The use of nonionic surfactants or silicone based surfactants may result in less than acceptable control.

**Johnsongrass & Itchgrass:** For best results, apply PLATEAU herbicide at the rate of 8 to 12 oz per acre after johnsongrass or itchgrass has reached 18 to 24 inches in height at the whorl. The addition of ACCORD or ROUNDUP PRO at the rate of 8 to 16 oz per acre may improve control after culm elongation or in dense stands. Use higher herbicide rates as density increases. Larger grass than specified above can be controlled.

**Dallisgrass, Bahiagrass, Vaseygrass, Paspalum spp., Smutgrass:** For dallisgrass, bahiagrass and smutgrass control, apply PLATEAU herbicide postemergence at the rate of 10 to 12 oz per acre, after grass has reached 100% green-up. For vaseygrass apply PLATEAU herbicide at the rate of 4 to 6 oz per acre postemergence after grass has reached 100% green-up and is from 3 to 8 inches in



height. The addition of ACCORD or ROUNDUP PRO at the rate of 12 to 16 oz per acre will improve efficacy. Use higher herbicide rates as target grass weed densities and/or maturity increase. The addition of PENDULUM herbicide will provide increased preemergence control of these grasses from seed.

**Leafy Spurge:** For best results, apply PLATEAU herbicide at 8 to 12 oz per acre in late summer or fall (late August through mid-October). Consecutive year applications will optimize long term control. PLATEAU herbicide at 12 oz/A applied spring or fall, or 4 oz/A in the spring following an 8 oz/A fall treatment may result in excessive injury to cool season grasses in some areas. For best results, always use a methylated seed oil at 2 pints per acre. Two pints per acre of Nitrogen fertilizer (see "SPRAY ADJUVANTS FOR POSTEMERGENCE APPLICATIONS" section) may also be added to the spray tank to increase leafy spurge control, however, this may increase injury to desired species of grasses and forbs. The use of nonionic and silicone based surfactants have resulted in little or no control of leafy spurge. Approximate dates for fall timing in North and South Dakota is late August through September; for Nebraska and Iowa is mid September through mid-October. This application should be made after good soil moisture is present but prior to the leafy spurge losing its milky sap flow due to a killing frost. To check and see if the milky sap flow has been affected by a frost simply break the main stem of the leafy spurge and if milky sap flows from the break then PLATEAU herbicide can still be applied.

**Canada Thistle:** Spring applications of 12 oz PLATEAU herbicide plus 2 pints of Methylated Seed Oil per acre applied postemergence to Canada thistle will provide control and/or suppression of above ground biomass. For best results, apply when thistle is in the rosette to early bolt. Applications made at flowering will provide knock down of existing foliage but may result in root sucker sprouting.

**Tall Fescue Control:** Tall fescue can be controlled by using PLATEAU herbicide at the rate of 12 oz plus Methylated Seed Oil at 2 pints per acre. The addition of ACCORD, glyphosate or ROUNDUP PRO and/or Nitrogen fertilizer (see "SPRAY ADJUVANTS FOR POSTEMERGENCE APPLICATIONS" section) to the above mix will aid in control. Tall fescue must be actively growing for optimum control. If tall fescue has reached summer dormancy, control may be poor.

Fall applications of PLATEAU herbicide at 8 to 12 oz/A plus a ACCORD or ROUNDUP PRO at 24 to 64 oz/A will result in best control of existing tall fescue and new germinating seedlings. With spring applications of PLATEAU herbicide at 6 to 12 oz/A, plus ACCORD or ROUNDUP PRO at 32 to 64 oz/A, use higher rates for older, mature fescue stands and lower PLATEAU herbicide rates when planting forbs. When using 8 oz/A of PLATEAU herbicide in the fall with ACCORD or ROUNDUP PRO, it is recommended to apply 4 oz/A PLATEAU herbicide in the spring at planting for annual weed and seedling fescue control. Burning the fescue stand, where permitted, the following spring, just prior to green-up, will aid in control and provide a better seedbed for planting. Mowing the fescue several times the summer before fall application, will weaken the fescue root system, making it more susceptible to herbicides. Always allow for at least 10 inches of regrowth, following the last mowing before spraying, as both PLATEAU herbicide and ROUNDUP products need foliage present for herbicide uptake and satisfactory control.

**Russian Knapweed:** Apply 12 oz/A of PLATEAU herbicide plus 1 quart per acre of methylated seed oil when Russian knapweed has begun fall senescence. Control may still be obtained with applications made after full senescence. Applications made prior to the initiation of senescence will result in reduced control.

**Dalmatian Toadflax:** Apply 12 oz/A of PLATEAU herbicide plus 1 quart per acre of methylated seed oil in the fall when the top 25% of the plant is necrotic, usually after a hard frost (late October through November). As long as there is some green stem and/or leaf tissue remaining, good control can be achieved. This timing usually corresponds to fall basal growth. Applications made prior to this will result in poor control.

**Resistant Biotypes:** Naturally occurring biotypes (a plant within a given species that has a slightly different, but distinct genetic makeup from other plants of the same species) of some weeds listed on this label may not be effectively controlled by this and/or other herbicides (OUST™) with the ALS/AHAS enzyme inhibiting mode of action. If naturally occurring ALS/AHAS resistant biotypes are present in an area, PLATEAU herbicide should be tank-mixed or applied sequentially with an appropriate registered herbicide having a different mode of action to ensure control.

## RESIDUAL BAREGROUND WEED CONTROL

For sensitive areas and use around desirable vegetation PLATEAU herbicide at 12 ounces per acre may be tank mixed with PENDULUM herbicide, ROUNDUP PRO, ESCORT, KARMEX™, 2,4-D, diuron, ENDURANCE™ or other labeled products to provide total vegetation control. For other bareground areas PLATEAU herbicide at 12 oz per acre may be tank mixed with ARSENAL herbicide, SAHARA DG herbicide, KROVAR, OUST, TORDON™, VANQUISH or other labeled products to provide total bareground weed control. For maximum weed control, use 2 pints per acre of methylated seed oil as an adjuvant.

**Spot Treatments:** PLATEAU herbicide may be used to control weed encroachment in bareground or total vegetation control situations. To prepare the spray solution, thoroughly mix in each gallon of water 0.25 to 5% volume/volume (0.3 oz to 5.4 oz per gallon) PLATEAU herbicide plus a methylated seed oil adjuvant.

## USE UNDER PAVED SURFACES

Applications should be made to the soil surface only when final grade is established. DO NOT move soil following PLATEAU herbicide application. Apply PLATEAU herbicide in sufficient water to ensure thorough and uniform wetting of the soil surface, including the shoulder area. Add PLATEAU herbicide at a rate of 12 oz. per acre to clean water in the spray tank during the filling operation. Agitate before spraying. If soil is not moist prior to treatment, incorporation of PLATEAU herbicide will improve control. PLATEAU herbicide can be incorporated into the soil to a depth of two inches using a rototiller or disc. Rainfall or irrigation totaling one inch is also sufficient to incorporate PLATEAU herbicide into the soil surface. DO NOT allow treated soil to wash or move into untreated area.

## TOLERANCE OF TREES AND BRUSH TO PLATEAU HERBICIDE

The following tolerance information is provided as a general guideline when it is desirable or necessary to make PLATEAU herbicide applications in and around desirable tree and brush species. DO NOT use PLATEAU herbicide on nursery, orchard, ornamental plantings, new plantings, seedling trees or fiber farms except as specified on supplemental labeling. It is suggested that PLATEAU herbicide be tried on a limited basis to determine tolerance in your area. PLATEAU herbicide may be used at rates up to 12 oz per acre for weed control in and around established trees on pasture, rangeland (see "GUIDELINES FOR RANGELAND USE" section) and noncropland areas such as roadsides, prairies and similar areas used for wildlife cover, erosion control, wind breaks, etc. Tree and brush species known to have acceptable tolerance to PLATEAU herbicide when applied under the canopy and/or to the foliage are listed below. Tolerance is based upon trees with a minimum of 2 inch DBH. Application to tree and brush species that are under stress due to drought, disease, insect damage or other factors may be more susceptible to injury from PLATEAU herbicide and may result in severe injury or death. Some species may exhibit tip chlorosis and minor necrosis. Foliar contact may increase injury to include defoliation and terminal death. Application methods that minimize foliar contact with desirable tree and brush species can improve tolerance.

When making fall applications of PLATEAU herbicide, potential injury to tree and brush species from foliar contact may be minimized by making the application after the leaves have begun to senesce (fall color) or after leaf drop. Conifer species are generally tolerant to fall applications. PLATEAU herbicide applications in and around tree and brush species should be made at the recommended timing for the target weed species.

### Brush and Tree Species Tolerance to PLATEAU herbicide at 12 oz per Acre¹

Common Name	Genus Species	Tolerance by Application Method²	
		Directed Below Foliage	To Foliage
Apple (Var. Winesap)³	<i>Malus sylvestris</i>	Yes	NR
Ash, Blue	<i>Fraxinus quadrangulata</i>	Yes	NR
Ash, Green	<i>Fraxinus pennsylvanica</i>	Yes	No
Azalea	<i>Rhododendron</i> spp.	No	No
Basswood	<i>Tilia heterophylla</i>	No	No
Boxelder	<i>Acer negundo</i>	Yes	Injury⁵

### Brush and Tree Species Tolerance to PLATEAU herbicide at 12 oz per Acre<sup>1</sup>

Common Name	Genus Species	Tolerance by Application Method <sup>2</sup>	
		Directed Below Foliage	To Foliage
Buckeye, Ohio	<i>Aesculus glabra</i>	Yes	NR
Cedar-juniper, Western	<i>Thuja plicata</i>	Yes	Yes
Cherry, Black <sup>3</sup>	<i>Prunus serotina</i>	No	No
Cherry, Choke	<i>Prunus virginiana</i>	No	No
Cherry, Sweet <sup>3</sup>	<i>Prunus avium</i>	Yes	NR
Cottonwood	<i>Populus deltoides</i>	Yes	Injury <sup>5</sup>
Cottonwood, narrow leaf	<i>Populus</i> spp.	Yes	Injury <sup>5</sup>
Dogwood, Flowering	<i>Cornus</i> spp.	Yes	Yes
Dogwood, Grey	<i>Cornus racemosa</i>	Yes	Injury <sup>5</sup>
Dogwood, Red Trig	<i>Cornus</i> spp.	Yes	Yes
Douglas Fir	<i>Pseudotsuga menziesii</i>	Yes	Yes <sup>4</sup>
Elm, American	<i>Ulmus americana</i>	Yes	Yes
Elm, Slippery	<i>Ulmus rubra</i>	Yes	Yes
Gooseberry	<i>Ribes</i> spp.	Yes	Injury <sup>5</sup>
Hackberry	<i>Celtis occidentalis</i>	Yes	Yes
Hawthorn	<i>Crataegus</i> spp.	Yes	Injury <sup>5</sup>
Juniper, Chinese	<i>Juniperus chinensis</i>	Yes	Yes
Juniper, Western	<i>Juniperus osteosperma</i>	Yes	Yes
Lilac	<i>Syringa</i> spp.	No	No
Linden, American	<i>Tilia americana</i>	No	No
Locust, Black	<i>Robinia pseudoacacia</i>	Yes	Yes
Locust, Honey	<i>Gleditsia triacanthos</i>	Yes	Yes
Maple, Red	<i>Acer rubrum</i>	Yes	Yes
Maple, Sugar	<i>Acer saccharum</i>	Yes	Yes
Mulberry, Red	<i>Morus rubra</i>	Yes	NR
Mulberry, White	<i>Morus alba</i>	Yes	NR
Oak, Black	<i>Quercus velutina</i>	Yes	NR
Oak, Live	<i>Quercus virginiana</i>	Yes	Yes
Oak, Southern Red	<i>Quercus falcata</i>	Yes	NR
Oak, White	<i>Quercus alba</i>	Yes	NR
Olive, Russian	<i>Elaeagnus angustifolia</i>	Yes	No
Osage Orange	<i>Maclura pomifera</i>	Yes	NR
Peach (Var. Elberta) <sup>3</sup>	<i>Prunus persica</i>	Yes	NR
Photinia, Red Tip	<i>Photinia fraseri</i>	Yes	Yes
Pine, Lodgepole	<i>Pinus contorta</i>	Yes	Injury <sup>1</sup>
Pine, White <sup>4</sup>	<i>Pinus strobus</i>	Yes	Yes
Pittosporum, Japanese	<i>Pittosporum tobira</i>	Yes	Yes
Pium species	<i>Prunus</i> spp.	Yes	No
Poplar, Yellow (Tulip)	<i>Liriodendron tulipifera</i>	Yes	NR
Privet, Common	<i>Ligustrum vulgare</i>	Yes	Yes
Rabbitbrush species	<i>Chrysothamnus</i> spp.	Yes	Yes
Redbud	<i>Cercis canadensis</i>	Yes	Yes
Redcedar, Eastern	<i>Juniperus virginiana</i>	Yes	Yes
Rose, Multiflora	<i>Rosa multiflora</i>	Yes <sup>5</sup>	No
Sage, Big	<i>Artemisia tridentata</i>	Yes	Yes
Sage, Fringe	<i>Artemisia frigida</i>	Yes	Yes
Sage, Silver	<i>Artemisia cana</i>	Yes	Yes
Sagebrush, Big	<i>Artemisia tridentata</i>	Yes	Yes
Sagebrush, Fringed	<i>Artemisia frigida</i>	Yes	Yes
Saltcedar	<i>Tamarix</i> spp.	Yes	No
Serviceberry	<i>Amelanchier alnifolia</i>	Yes	NR
Snowberry, Western	<i>Symphoricarpos occidentalis</i>	Yes	Injury <sup>5</sup>
Sugarberry	<i>Celtis laevigata</i>	Yes	Yes
Sweetgum	<i>Liquidambar styraciflua</i>	Yes	Yes <sup>5</sup>
Sycamore	<i>Plantanus occidentalis</i>	Yes	No
Tree-of-Heaven	<i>Ailanthus altissima</i>	Yes	Yes

### Brush and Tree Species Tolerance to PLATEAU herbicide at 12 oz per Acre<sup>1</sup>

Common Name	Genus Species	Tolerance by Application Method <sup>2</sup>	
		Directed Below Foliage	To Foliage
Walnut, American Black	<i>Juglans nigra</i>	Yes	No
Willow	<i>Salix</i> spp.	Yes	Injury <sup>5</sup>

<sup>1</sup> Not intended for nursery, orchard, ornamental plantings, new plantings or seedling trees.

<sup>2</sup> Yes = Tolerant

No = Not Tolerant, Severe injury or death

NR = Not Recommended due to insufficient tolerance data

<sup>3</sup> Not for use on ornamental or fruit bearing trees.

<sup>4</sup> Applications made just before or during candling may cause candle injury or death.

<sup>5</sup> Possible defoliation and/or death. Some species may exhibit tip chlorosis and minor necrosis. If spray contacts foliage then defoliation and terminal death may occur.

<sup>6</sup> See supplemental label, "For Use In Sweetgum (*Liquidambar styraciflua*) Grown on Fiber Farms."

## WEEDS CONTROLLED

### PLATEAU herbicide, 4 to 6 oz per acre

Common Name	Genus Species	Annual/Biennial/ PRE <sup>1</sup> POST <sup>2</sup> Perennial <sup>3</sup>		
BROADLEAVES				
Bedstraw, Catchweed	<i>Galium aparine</i>	C	4	WA
Beggarweed, Florida	<i>Desmodium tortuosum</i>	C	2	SA
Buffalobur	<i>Solanum rostratum</i>	—	C	SA
Cocklebur, Common	<i>Xanthium strumarium</i>	S	6	SA
Lambsquarters, Common	<i>Chenopodium album</i>	C	2	SA
Morningglory				
Entireleaf	<i>Ipomoea hederacea</i>	S	3	SA
Ivyleaf	<i>Ipomoea hederacea</i>	S	3	SA
Tall	<i>Ipomoea purpurea</i>	S	3	SA
Mustard, Wild	<i>Brassica kaber</i>	C	C	WA
Pigweed	<i>Amaranthus</i> sp.	C	6	SA
Queen Anne's Lace	<i>Daucus carota</i>	—	4	B
Radish, Wild	<i>Raphanus raphanistrum</i>	S	4	WA
Yellow Rocket	<i>Barbarea vulgaris</i>	C	4	WA
Sicklepod	<i>Senna obtusifolia</i>	C	4	SA
Sida, Prickly	<i>Sida spinosa</i>	C	2	SA
Smartweed				
Ladysthumb	<i>Polygonum persicaria</i>	C	C	SA
Pennsylvania	<i>Polygonum pennsylvanicum</i>	C	C	SA
Swamp	<i>Polygonum coccineum</i>	C	C	SA
Starbur, Bristly	<i>Acanthospermum hispidum</i>	C	2	SA
Velvetleaf	<i>Abutilon theophrasti</i>	C	6	SA
GRASS WEEDS				
Brome, Downy	<i>Bromus tectorum</i>	C	2	WA
Cheat	<i>Bromus secalinus</i>	C	2	WA
Crabgrass				
Large (Hairy)	<i>Digitaria sanguinalis</i>	C	4	SA
Smooth	<i>Digitaria ischaemum</i>	C	4	SA
Foxtail,				
Giant	<i>Setaria faberi</i>	C	6	SA
Green	<i>Setaria viridis</i>	C	4	SA
Yellow	<i>Setaria glauca</i>	C	4	SA
Goosegrass	<i>Elusine indica</i>	S	2	SA
Johnsongrass (Seedling)	<i>Sorghum halepense</i>	C	12	SA
Medusahead	<i>Taeniatherum caput-medusae</i>	C	2	WA
Panicum, Fall	<i>Panicum dichotomiflorum</i>	S	6	SA

# PLATEAU herbicide, 4 to 6 oz per acre

Common Name	Genus Species	PRE <sup>1</sup>	POST <sup>2</sup>	Annual/Biennial/ Perennial <sup>3</sup>
<b>GRASS WEEDS</b>				
Sandbur	<i>Cenchrus</i> sp.	S	C	A/P
Shattercane	<i>Sorghum bicolor</i>	C	12	SA
Signalgrass, Broadleaf	<i>Brachiaria platyphylla</i>	C	C	SA
Stiltgrass, Japanese	<i>Microstegium vimineum</i>	C	4	A
Vaseygrass	<i>Paspalum urvillei</i>	—	8	P
<b>SEDGES</b>				
Nutsedge				
Yellow	<i>Cyperus esculentus</i>	S	4S	P
Purple	<i>Cyperus rotundus</i>	S	4S	P
Sedge	<i>Juncus</i> sp.	S	4S	A/P

<sup>1</sup> C = control, S = suppression in northern United States only

<sup>2</sup> Maximum plant height in inches at time of application

<sup>3</sup> Growth habit: A=Annual, SA=Summer Annual, WA=Winter Annual, B=Biennial  
P=Perennial

# PLATEAU herbicide, 8 to 12 oz per acre

Common Name	Genus Species	PRE <sup>1</sup>	POST <sup>2</sup>	Annual/Biennial/ Perennial <sup>3</sup>
<b>BROADLEAVES:</b>				
Anoda, Spurred	<i>Anoda cristata</i>	C	6	SA
Baby's Breath <sup>4</sup>	<i>Gypsophila paniculata</i>	—	C	P
Bedstraw, Catchweed	<i>Galium aparine</i>	C	C	WA
Bedstraw, Marsh	<i>Galium</i> spp.	C	C	WA
Beggarweed, Florida	<i>Desmodium tortuosum</i>	C	6	SA
Bindweed, Field	<i>Convolvulus arvensis</i>	—	C	P
Buffalobur	<i>Solanum rostratum</i>	—	C	SA
Burclover	<i>Medicago</i> sp.	—	4	SA
Chickweed, Common	<i>Stellaria media</i>	C	6	SA
Cocklebur, Common	<i>Xanthium strumarium</i>	C	6	SA
Cornsalad, Common	<i>Valerianella locusta</i>	—	C	WA
Crownbeard, Golden	<i>Verbesina encelioides</i>	C	2	SA
Dandelion	<i>Taraxacum officinale</i>	—	C	P
Dock, Curly	<i>Rumex crispus</i>	C	6	B
Fiddleneck	<i>Amsinckia</i> sp.	—	C	SA
Flax, Spurge	<i>Thymelaea passerina</i>	C	C	A
Fleabane, Annual	<i>Erigeron annuus</i>	—	C	A
Geranium, Carolina	<i>Geranium carolinianum</i>	—	C	WA/B
Geranium, Cranesbill	<i>Geranium maculatum</i>	C	C	WA/B
Ground Cherry	<i>Physalis heterophylla</i>	—	C	P
Hemlock, Poison	<i>Conium maculatum</i>	C	6	B
Henbit	<i>Lamium amplexicaule</i>	C	3	WA/B
Hoary Cress	<i>Cardaria</i> spp.	—	C	P
Houndstongue, Bristly	<i>Cynoglossum officinale</i>	C	C	B
Indigo, Hairy	<i>Indigofera hirsuta</i>	C	2	P
Jimsonweed	<i>Datura stramonium</i>	C	6	SA
Knapweed, Russian <sup>5</sup>	<i>Centaurea repens</i>	—	C*	P
Knotweed, Prostrate	<i>Polygonum aviculare</i>	C	C	SA
Kochia <sup>4</sup>	<i>Kochia scoparia</i>	C	3	SA
Lambsquarters, Common	<i>Chenopodium album</i>	C	3	SA
Morningglory				
Cypressvine	<i>Ipomoea quamoclit</i>	C	6	SA
Entireleaf	<i>Ipomoea hederacea</i>	C	6	SA
Ivyleaf	<i>Ipomoea hederacea</i>	C	6	SA
Pitted	<i>Ipomoea lacunosa</i>	C	6	SA
Smallflower	<i>Jacquemontia tamnifolia</i>	C	6	SA
Tall	<i>Ipomoea purpurea</i>	C	6	SA
Mustard, Wild	<i>Brassica kaber</i>	C	C	WA
Nightshade, Silverleaf	<i>Solanum elaeagnifolium</i>	C	6	P
Onion, Wild	<i>Allium canadense</i>	C	C	P
Pepperweed, Perennial	<i>Lepidium latifolium</i>	—	C	P

# PLATEAU herbicide, 8 to 12 oz per acre

Common Name	Genus Species	PRE <sup>1</sup>	POST <sup>2</sup>	Annual/Biennial/ Perennial <sup>3</sup>
<b>BROADLEAVES:</b>				
Pigweed <sup>4</sup>	<i>Amaranthus</i> sp.	C	6	SA
Plantain, Narrowleaf	<i>Plantago lanceolata</i>	C	C	B
Poinsettia, Wild	<i>Euphorbia heterophylla</i>	C	6	SA
Puncture Vine	<i>Tribulus terrestris</i>	—	C	SA
Purslane, Common	<i>Portulaca oleracea</i>	C	4	SA
Pusley, Florida	<i>Richardia scapra</i>	C	4	SA
Queen Anne's Lace	<i>Daucus carota</i>	C	C	B
Ragweed				
Common	<i>Ambrosia artemisiifolia</i>	C	3	SA
Giant	<i>Ambrosia trifida</i>	S	6	SA
Western	<i>Ambrosia psilostachya</i>	—	C	A/P
Rocket, Yellow	<i>Barbarea vulgaris</i>	C	C	WA
Senna, Coffee	<i>Cassia occidentalis</i>	C	4	SA
Sicklepod	<i>Senna obtusifolia</i>	C	6	SA
Sida, Prickly	<i>Sida spinosa</i>	C	6	SA
Smartweed				
Ladysthumb	<i>Polygonum persicaria</i>	C	C	SA
Pennsylvania	<i>Polygonum pennsylvanicum</i>	C	C	SA
Swamp	<i>Polygonum coccineum</i>	C	C	SA
Spurge				
Leafy	<i>Euphorbia esula</i>	—	FALL*	P
Spotted	<i>Euphorbia maculata</i>	C	4	SA
Toothed	<i>Euphorbia dentata</i>	C	4	SA
Starbur, Bristly	<i>Acanthospermum hispidum</i>	—	6	SA
Sunflower	<i>Helianthus annuus</i>	—	18	SA
Tansymustard	<i>Descurainia pinnata</i>	C	C	WA
Teasel, Common	<i>Dipsacus fullonum</i>	—	C	B
Thistle				
Bull	<i>Cirsium vulgare</i>	S	C	WA/B
Canada	<i>Cirsium arvense</i>	—	S*	P
Musk	<i>Carduus nutans</i>	S	C	B
Platt	<i>Cirsium canescens</i>	S	C	P
Russian <sup>4</sup>	<i>Salsola iberica</i>	C	3	A
Toadflax, Dalmatian	<i>Linaria dalmatica</i>	—	C*	P
Velvetleaf	<i>Abutilon theophrasti</i>	C	C	A
Vervain, Blue	<i>Verbena hastata</i>	—	S	WA
Vervain, prostrate	<i>Verbena bracteata</i>	—	C	P
Whitetop	<i>Cardaria</i> spp.	—	C	P
Willowherb	<i>Epilobium</i> spp.	—	C	P
Woodsorrel, Yellow	<i>Oxalis stricta</i>	C	C	P
<b>GRASS</b>				
Bahiagrass	<i>Paspalum nutatum</i>	S	C*	P
Barley, Little	<i>Hordeum pusillum</i>	C	4	SA
Barley, Squirrel Tail	<i>Hordeum jubatum</i>	—	C	P
Barnyardgrass	<i>Echinochloa crus-galli</i>	C	6	SA
Cheat	<i>Bromus secalinus</i>	C	C	WA
Crabgrass	<i>Digitaria</i> sp.	C	6	SA
Crowfootgrass	<i>Dactyloctenium aegyptium</i>	C	C	SA
Dallisgrass	<i>Paspalum dilatatum</i>	S	C*	P
Downy Brome	<i>Bromus tectorum</i>	C	C	WA
Dropseed, Tall	<i>Sporobolus cryptandrus</i>	S	C	A/P
Fescue, Tall	<i>Festuca arundinacea</i>	C	C*	P
Foxtail				
Giant	<i>Setaria faberi</i>	C	C	SA
Green	<i>Setaria viridis</i>	C	C	SA
Knotroot	<i>Setaria geniculatus</i>	S	6	SA
Purple Robust	<i>Setaria viridis</i>	S	S	SA
Yellow	<i>Setaria glauca</i>	C	4	SA

PLATEAU herbicide, 8 to 12 oz per acre

Common Name	Genus Species	PRE <sup>1</sup>	POST <sup>2</sup>	Annual/Biennial/ Perennial <sup>3</sup>
<b>GRASS</b>				
Garlic, Wild	<i>Allium vineale</i>	C	C	P
Goosegrass	<i>Elusine indica</i>	C	3S	SA
Guineagrass	<i>Panicum maximum</i>	—	C	P
Itchgrass	<i>Rottboellia cochinchinensis</i>	—	C*	SA
Johnsongrass				
Seedling	<i>Sorghum halepense</i>	C	C	SA
Rhizome	<i>Sorghum halepense</i>	—	C*	P
Medusahead	<i>Taeniatherum caput-medusae</i>	C	C	WA
Panicum				
Fall	<i>Panicum dichotomiflorum</i>	C	C	SA
Texas	<i>Panicum texanum</i>	C	C	SA
Ryegrass, Annual (Italian)	<i>Lolium multiflorum</i>	C	C	WA
Ryegrass, Perennial	<i>Lolium perenne</i>	—	C	P
Sandbur	<i>Cenchrus</i> sp.	S	C	A/P
Shattercane	<i>Sorghum bicolor</i>	C	C	SA
Signalgrass, Broadleaf	<i>Brachiaria platyphylla</i>	C	C	SA
Smutgrass	<i>Sporobolus indicus</i>	—	C	P
Stiltgrass, Japanese	<i>Microstegium vimineum</i>	C	C	A
Stinkgrass, Annual	<i>Eragrostis ciliaris</i>	C	2	SA
Torpedograss	<i>Panicum repens</i>	—	C	P

PLATEAU herbicide, 8 to 12 oz per acre

Common Name	Genus Species	PRE <sup>1</sup>	POST <sup>2</sup>	Annual/Biennial/ Perennial <sup>3</sup>
<b>GRASS</b>				
Vaseygrass	<i>Paspalum urvillei</i>		C	P
Wild Oats	<i>Avena fatua</i>	—	C	WA
<b>SEDGES/RUSHES</b>				
Nutsedge				
Yellow	<i>Cyperus esculentus</i>	C	C	P
Purple	<i>Cyperus rotundus</i>	C	C	P
Rush	<i>Juncus</i> sp.	S	4	A/P

<sup>1</sup> C = control, S = suppression

<sup>2</sup> Maximum plant height in inches at time of application

<sup>3</sup> Growth habit: A=Annual, SA=Summer Annual, WA=Winter Annual, B=Biennial, P=Perennial

<sup>4</sup> Some species are tolerant and resistant biotypes are possible.

<sup>5</sup> For annual control. The addition of 1-2 pints of 2,4-D will aid in burndown.

<sup>6</sup> For best control apply in the fall.

\*See "SPECIAL WEED CONTROL" section

<sup>®</sup>Registered Trademarks of BASF

<sup>™</sup> THRU-VALVE is a trademark of Waldrum Specialties

<sup>™</sup> ACCORD, CAMPAIGN, ROUNDUP, ROUNDUP PRO and ROUNDUP ULTRA are trademarks of Monsanto Agricultural Products Company

<sup>™</sup> ALLY, ESCORT, KARMEX and OUST are trademarks of E.I. duPont de Nemours and Company

<sup>™</sup> GARLON, GRAZON, REDEEM, REMEDY, TRANSLINE and TORDON are trademarks of Dow AgroSciences Company

<sup>™</sup> FINALE and MICROFOIL are trademarks of Aventis

<sup>™</sup> ENDURANCE and VANQUISH are trademarks of Novartis Company

01362

## NOTES

**BASF Corporation**  
26 Davis Drive  
Research Triangle Park, NC 27709

**Sulfometuron Methyl**  
**Example Label: Oust<sup>®</sup>**

352-401

10-30-2000

**SUPPLEMENTAL LABELING**

**DuPont Agricultural  
Products**

**OUST® HERBICIDE  
CONIFER PLANTATIONS**

"..... A Growing Partnership With Nature"

**OUST HERBICIDE  
EPA Reg. 352-401**

**FOR HERBACEOUS WEED CONTROL IN CONIFER PLANTATIONS  
GROWN IN THE WESTERN U.S.**

**DIRECTIONS FOR USE**

It is a violation of federal law to use this product in a manner inconsistent with its labeling.

**CONIFER SITE PREPARATION**

Apply 2 to 4 oz per acre for coastal redwood, Douglas fir, grand fir, lodgepole pine, ponderosa pine, western larch, western white pine and white fir. Other conifer species may be planted; however, DuPont has not tested the response of unlisted conifer species, and, therefore, can not assume responsibility for any injury that may occur to species not listed above.

**CONIFER RELEASE**

Apply 2 to 4 oz per acre for coastal redwood, Douglas fir, grand fir, lodgepole pine, western larch and western white pine. Application may be made for the release of other conifer species present on the site; however, Dupont has not tested the response of unlisted conifer species, and therefore, can not assume responsibility for any injury that may occur to conifers not listed above.

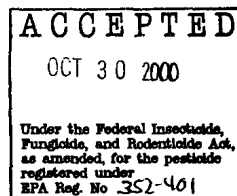
**IMPORTANT**

**BEFORE USING THESE PRODUCTS, READ  
AND FOLLOW ALL APPLICABLE DIRECTIONS,  
RESTRICTIONS AND PRECAUTIONS  
ON THE EPA-REGISTERED LABEL.**

This bulletin contains new or supplemental instructions for use of this product which do not appear on the EPA-registered package label. Follow the instructions carefully.

This labeling must be in the possession of the user at the time of pesticide application.

DR-036 090600



© 2000 E. I. du Pont de Nemours and Company, DuPont Agricultural Products, Wilmington, Delaware 19898

H -

Page 1 of 1



PM 25

352-401

3/27/98

H-


1/12



**Oust<sup>®</sup>**

herbicide

---



*"..... A Growing Partnership With Nature"*

---

2/13-

#### "OUST" HERBICIDE HIGHLIGHTS

- OUST is recommended for preemergence and postemergence control of many annual and perennial grasses and broadleaf weeds.
- OUST is recommended for conifer and hardwood site preparation and release; applications may be made by ground equipment or helicopter.
- OUST is recommended for general weed control in noncrop industrial sites; applications must be made using ground equipment.
- For best results, apply postemergence to young, actively growing weeds under favorable moisture conditions at any time of the year, except when the ground is frozen.
- Do not apply more than 8 oz per acre per year.
- Use a drift control agent when spraying near cropland, open water, or desirable vegetation.
- OUST can be tank mixed with other herbicides for use in forestry and noncrop sites; when tank mixing, use the most restrictive limitations from labeling of both products.
- Consult label text for complete instructions. Always read and follow label directions for use.

3/13

## TABLE OF CONTENTS

<b>GENERAL INFORMATION</b> .....	1	<b>Under Asphalt and Concrete Pavement</b> .....	5
Environmental Conditions and Biological Activity ..	2	Application Information .....	5
Resistance .....	2	Application Timing .....	5
<b>DIRECTIONS FOR USE</b> .....	2	Application Rate .....	5
<b>AGRICULTURAL USES</b> .....	2	Tank Mix Combinations	
AGRICULTURAL USE REQUIREMENTS .....	2	—Under Asphalt and Concrete Pavement .....	5
<b>FORESTRY</b> .....	2	<b>Important Precautions—Under Asphalt Only</b> ..	5
Application Information .....	2	<b>TURF, INDUSTRIAL (UNIMPROVED ONLY)</b> ..	6
Application Timing .....	2	Application Information .....	6
Weeds Controlled .....	3	<b>Bermudagrass Release</b> .....	6
Application Rates .....	3	Application Timing .....	6
<b>Conifers</b> .....	3	Weeds Controlled .....	6
Conifer Site Preparation		Tank Mix Combinations	
—Application Before Transplanting .....	3	—Bermudagrass (South Only) .....	6
Conifer Release		<b>Centipedegrass Release</b> .....	6
—Application After Transplanting .....	3	Application Timing .....	6
<b>Hardwoods</b> .....	3	<b>Bahiagrass Release and Seedhead Suppression</b> ..	6
Hardwood Site Preparation		Application Timing .....	6
—Application Before Transplanting .....	3	<b>Smooth Brome and Crested Wheatgrass</b>	
Hardwood Release		Release and Suppression .....	6
—Application After Transplanting .....	3	Application Timing .....	6
<b>Important Precautions—Forestry</b> .....	3	Weeds Controlled .....	6
<b>NON-AGRICULTURAL USES</b> .....	4	<b>Important Precautions</b>	
NON-AGRICULTURAL USE REQUIREMENTS .....	4	—Industrial, Unimproved Turf .....	6
<b>NONCROP (INDUSTRIAL) SITES</b> .....	4	<b>SPRAY EQUIPMENT</b> .....	6
Application Information .....	4	<b>Broadcast Application</b> .....	6
<b>Areas of 20" or Less Annual Rainfall</b> .....	4	Ground .....	6
Application Timing .....	4	Air (Forestry Only) .....	7
Weeds Controlled .....	4	<b>MIXING INSTRUCTIONS</b> .....	7
Application Rates .....	4	<b>SPRAYER CLEANUP</b> .....	7
Broadleaf Weeds .....	4	<b>SPRAY DRIFT MANAGEMENT</b> .....	7
Grasses .....	4	Importance of Droplet Size .....	7
<b>Areas of 20" or More Annual Rainfall</b> .....	4	Controlling Droplet Size—General Techniques ...	7
Application Timing .....	4	Controlling Droplet Size—Helicopter Only .....	7
Weeds Controlled .....	4	Boom Height .....	7
Application Rates .....	4	Wind .....	7
Broadleaf Weeds .....	5	Temperature and Humidity .....	8
Grasses .....	5	Temperature Inversions .....	8
<b>Specific Weed Problems</b>		Shielded Sprayers .....	8
—Noncrop (Industrial) Sites .....	5	<b>IMPORTANT PRECAUTIONS</b> .....	8
Kochia, Russian Thistle, and Prickly Lettuce ...	5	<b>STORAGE AND DISPOSAL</b> .....	8
Tank Mix Combinations .....	5	<b>NOTICE OF WARRANTY</b> .....	9



**Oust®**

**herbicide**

**Dispersible Granules**

<u>Active Ingredient</u>	<u>By Weight</u>
Sulfometuron methyl {Methyl 2-[[[[(4,6-dimethyl-2-pyrimidinyl)amino]-carbonyl]amino]sulfonyl]benzoate}	75%
<u>Inert Ingredients</u>	25%
<b>TOTAL</b>	<b>100%</b>

EPA Reg. No. 352-401

**KEEP OUT OF REACH OF CHILDREN**

**CAUTION**

**STATEMENT OF  
PRACTICAL TREATMENT**

IF IN EYES: Flush eyes with plenty of water. Call a physician if irritation persists.

For medical emergencies involving this product, call toll free 1-800-441-3637.

**ACCEPTED**

MAR 27 1998

Under the Federal Insecticide,  
Fungicide, and Rodenticide Act,  
as amended, for the pesticide  
registered under  
EPA Reg. No. 352-401

**PRECAUTIONARY STATEMENTS**

**HAZARDS TO HUMANS  
AND DOMESTIC ANIMALS**

**CAUTION!** Causes (moderate) eye injury (irritation).  
Avoid contact with eyes or clothing.

**PERSONAL PROTECTIVE EQUIPMENT**

Applicators and other handlers must wear:

Long-sleeved shirt and long pants.

Shoes plus socks.

Follow manufacturer's instructions for cleaning/maintaining PPE. If no such instructions for washables, use detergent and hot water. Keep and wash PPE separately from other laundry.

**USER SAFETY RECOMMENDATIONS**

**USERS SHOULD:** Wash hands before eating, drinking, chewing gum, using tobacco or using the toilet.

**ENVIRONMENTAL HAZARDS**

Do not apply directly to water, or to areas where surface water is present, or to intertidal areas below the mean high water mark. Do not contaminate water by cleaning of equipment or disposal of equipment washwaters.

**GENERAL INFORMATION**

DuPont OUST® Herbicide is a dispersible granule that is mixed in water and applied as a spray. OUST controls many annual and perennial grasses and broadleaf weeds in forestry and noncrop sites.

OUST may be used for general weed control on industrial noncrop sites and for selective weed control in certain types of unimproved turf grasses on industrial sites. It can also be used for selective weed control in forest site preparation and in the release of several types of pines and certain hardwoods.

OUST controls weeds by both preemergence and postemergence activity. Preemergence treatments control or suppress weeds through root uptake while postemergence control works through root and foliar uptake. The best results are obtained when the application is made before or during the early stages of weed growth before weeds develop an established root system. Moisture is required to move OUST into the root zone of weeds for preemergence control. When rainfall is low, OUST may not provide satisfactory control.

It is noncorrosive, nonflammable, nonvolatile, and does not freeze.

5/13

For best postemergence results, apply OUST to young, actively growing weeds. The use rate depends upon the weed species, weed size at application, and soil texture. The degree and duration of control may depend on the following:

- weed spectrum and infestation intensity
  - weed size at application
  - environmental conditions at and following treatment
  - soil pH, soil moisture, and soil organic matter
- Use a high rate on established plants and on fine-textured soils and a lower rate on smaller weeds and coarse-textured soils.

#### ENVIRONMENTAL CONDITIONS AND BIOLOGICAL ACTIVITY

OUST is absorbed by both the roots and foliage of plants, rapidly inhibiting the growth of susceptible weeds. Two to 3 weeks after application to weeds, leaf growth slows, and the growing points turn reddish-purple. Within 4 to 6 weeks of application, leaf veins and leaves become discolored, and the growing points subsequently die.

Warm, moist conditions following application accelerate the herbicidal activity of OUST; cold, dry conditions delay the herbicidal activity. In addition, weeds hardened-off by drought stress are less susceptible to OUST.

Rainfall is needed to move OUST into the soil for preemergence weed control, but postemergence weed control may be reduced if rainfall occurs too soon after application.

#### RESISTANCE

When herbicides with the same mode of action are used repeatedly over several years to control the same weed species in the same field, naturally-occurring resistant weed biotypes may survive a correctly applied herbicide treatment, propagate, and become dominant in that field. These resistant weed biotypes may not be adequately controlled. Cultural practices such as tillage, preventing weed escapes from going to seed, and using herbicides with different modes of action within and between crop seasons can aid in delaying the proliferation and possible dominance of herbicide resistant weed biotypes.

#### DIRECTIONS FOR USE

It is a violation of federal law to use this product in a manner inconsistent with its labeling.

OUST should be used only in accordance with recommendations on this label or in separately published DuPont recommendations.

DuPont will not be responsible for losses or damages resulting from the use of this product in any manner not specifically recommended by DuPont. User assumes all risks associated with such nonrecommended use.

Do not use on food or feed crops.

Do not apply this product in a way that will contact workers or other persons, either directly or through drift. Only protected handlers may be in the area during application. For any requirements specific to your State or Tribe, consult the agency in your State responsible for pesticide regulation.

#### AGRICULTURAL USES

##### AGRICULTURAL USE REQUIREMENTS

Use this product only in accordance with its labeling and with the Worker Protection Standard, 40 CFR part 170. This Standard contains requirements for the protection of agricultural workers on farms, forests, nurseries, and greenhouses, and handlers of agricultural pesticides. It contains requirements for training, decontamination, notification, and emergency assistance. It also contains specific instructions and exceptions pertaining to the statements on this label about personal protective equipment (PPE) and restricted-entry interval. The requirements in this box only apply to uses of this product that are covered by the Worker Protection Standard.

Do not enter or allow worker entry into treated areas during the restricted entry interval (REI) of 4 hours.

PPE required for early entry to treated areas that is permitted under the Worker Protection Standard and that involves contact with anything that has been treated, such as plants, soil, or water, is:

- Coveralls.
- Waterproof gloves.
- Shoes plus socks.

#### FORESTRY

##### Application Information

OUST is recommended to control many broadleaf weeds and grasses in forestry sites. Apply by ground equipment or by air (helicopter only).

##### Application Timing

Apply OUST before herbaceous weeds emerge or shortly thereafter. Apply only during seasons when rainfall is sufficient to activate the herbicide in the soil.

6/13

**Weeds Controlled**

OUST effectively controls the following weeds when applied at the use rates indicated for the respective crop species:

Chickweed	Nutsedge (yellow)
Crabgrass	Panicums (broadleaf, fall, narrow)
Dogfennel	Pokeweed
Fescue	Ragweed
Fireweed (willowweed)	Shepherd's purse
Goldenrod	White snakeroot
Horseweed	Yellow sweetclover
Kentucky bluegrass	

See also weeds controlled under **Application Information—Noncrop (Industrial) Sites**

**Application Rates**

Apply OUST at the rates indicated by region. Use a low rate on coarse-textured soils (i.e., loamy sands, sandy loams) and a higher rate on fine-textured soils (i.e. sandy clay loams and silty clay loams).

**CONIFERS****Conifer Site Preparation****—Application Before Transplanting**

Make all applications before transplanting to control herbaceous weeds.

**Southeast**—Apply 2 to 8 oz per acre for loblolly, longleaf, slash, and Virginia pine. Transplant longleaf pine at least 60 days after treatment.

**Northeast and Lake States**—Apply 2 to 4 oz per acre for black spruce. Transplant at least 13 months after treatment.

Apply 2-1/2 to 4 oz OUST plus Accord<sup>1</sup> (as registered) for larch and tamarack. Transplant the following spring or summer but not less than 8 months after treatment.

**West**—Apply 2 to 4 oz per acre for coastal redwood, Douglas fir, grand fir, lodgepole pine, ponderosa pine, western larch, western white pine, and white fir. For ponderosa pine in California and other arid areas, apply in the fall and transplant the following spring.

**Conifer Release****—Application After Transplanting**

Apply OUST after transplanting to control herbaceous weeds.

**Southeast**—Apply 2 to 8 oz per acre for loblolly, longleaf, slash or Virginia pine. Apply 1 to 1 1/2 oz per acre for eastern white pine.

**Tank Mix Combinations (Southeast only)**—To control a broader spectrum of weeds in stands of loblolly, longleaf, or slash pine, apply 2 to 4 oz of OUST plus 2 to 3 pt of DuPont Velpar L Herbicide or 2/3 to 1 lb of DuPont Velpar DF Herbicide. Tank mix may injure or kill trees when applied during high humidity and temperature.

To enhance control of bermudagrass and Johnsongrass in stands of loblolly pine, apply 2 oz of OUST plus 4 to 6 fl oz of Arsenal<sup>2</sup> Applicators Concentrate. For the best results,

make the application during late winter through spring when weeds first emerge. Arsenal may temporarily inhibit pine growth if it is applied when pine is actively growing.

For control of many annual weeds particularly on cropland conversion areas, apply 2 to 4 oz of OUST plus 4 to 8 pt of Aatrex<sup>3</sup> 4L per acre. Use the higher rates on medium to fine texture soils where organic matter exceeds 2%. Use only on tree species specifically listed on both the OUST and "Aatrex 4L" labels.

**Northeast and Lake States**—Apply 2 to 8 oz per acre for jack or Virginia pine. Apply 1 to 1-1/2 oz per acre for eastern white pine. Apply 1-1/2 to 3 oz per acre for white spruce. Make applications when trees are dormant. Applications at budbreak and later stages of active growth may severely injure or kill trees.

**West**—Apply 2 to 4 oz per acre for coastal redwood, Douglas fir, grand fir, lodgepole pine, ponderosa pine, western larch, or western white pine. Applications made after dormancy break in the spring and before the final resting bud has hardened in the fall may severely injure or kill trees. For ponderosa pine in California and other arid areas, treatments applied over the top of transplant stock in the first year outplanted should be made in the fall, following transplanting in the spring after the final resting bud has hardened, or the following spring (second year outplanted).

**HARDWOODS****Hardwood Site Preparation****—Application Before Transplanting**

Apply 3 to 5 oz on sites where northern red oak, white oak, chestnut oak, American sycamore, ash (white or green), red maple, sweetgum, or yellow poplar are to be planted. Make all applications before transplanting.

**Hardwood Release****—Application After Transplanting**

Apply 1 to 4 oz per acre in stands of American sycamore, ash (white or green), bald cypress, oaks (such as chestnut, northern red, southern red, overcup, pin, swamp chestnut, cherrybark, water, white, pin, etc.), red maple, sweetgum, or yellow poplar.

OUST should be applied before the hardwood tree seedlings or transplants break dormancy (bud swell stage). Applications made over the top after the trees have broken dormancy may injure or kill the trees.

**IMPORTANT PRECAUTIONS—FORESTRY ONLY**

- Applications of OUST made to trees, conifers, or hardwoods that are suffering from loss of vigor caused by insects, diseases, drought, winter damage, animal damage, excessive soil moisture, planting shock, or other stresses, may injure or kill the trees.
- Applications of OUST made for release (trees present) should only be made after adequate rainfall has closed the planting slit and settled the soil around the roots following transplanting.
- Do not apply OUST to conifers or hardwoods grown for Christmas trees or ornamentals.

- If a surfactant is used with OUST, allowing the spray to contact tree foliage may injure or kill trees. The user assumes all responsibility for tree injury if a surfactant is used with OUST treatments applied after planting.
- OUST applications may result in damage and mortality to other species of trees when they are present on sites with those listed in the preceding recommendations for forestry uses.
- Use on hardwood trees growing in soils having a pH of 7 or greater may injure or kill the trees.
- Careful consideration must be given by an experienced and knowledgeable forester to match the requirements of the hardwood tree species to the conditions of the site. Treatment of species mismatched to the site may injure or kill the trees.
- OUST is not recommended for use on poorly drained or marshy sites, but it may be used where plantings are on raised beds.

## NON-AGRICULTURAL USES

### NON-AGRICULTURAL USE REQUIREMENTS

The requirements in this box apply to uses of this product that are NOT within the scope of the Worker Protection Standard for agricultural pesticides (40 CFR Part 170). The WPS applies when this product is used to produce agricultural plants on farms, forests, nurseries, or greenhouses.

Selective non-crop industrial weed control and weed control in turf (industrial, unimproved only) are not within the scope of the Worker Protection Standard.

### NONCROP (INDUSTRIAL) SITES

#### Application Information

OUST is recommended for use for general weed control on noncrop, industrial sites such as airports, military installations, fence rows, roadsides and associated rights-of-way, lumberyards, petroleum tank farms, pipeline and utility rights-of-way, pumping installations, railroads, storage areas, plant sites, and other similar areas including governmental and private lands. Apply by ground equipment only unless directed otherwise by supplemental labeling.

Combination with other herbicides broadens the spectrum of weeds controlled. In addition, total vegetation control can be achieved with higher rates of OUST plus residual-type companion herbicides. To improve the control of weeds, add surfactant at 0.25% by volume.

### AREAS OF 20" OR LESS ANNUAL RAINFALL (ARID AREAS)

#### Application Timing

Apply OUST as a preemergence or early postemergence spray during the rainy season when weeds are actively germinating or growing.

#### Weeds Controlled

OUST effectively controls the following broadleaf weeds and grasses when applied at the rates shown.

#### Application Rates

Apply OUST at the rates indicated by weed type. When applied at lower rates, OUST provides short-term control of weeds listed; when applied at higher rates, weed control is extended.

#### Broadleaf Weeds—1-1/3 to 2 oz per acre

Annual sowthistle	Common yarrow
Black mustard	Curly dock
Buckhorn plantain	Prickly conntail
Burclover	Seaside heliotrope
Carolina geranium	Spreading orach
Chickweed	Sunflower
Common mallow	Western ragweed
Common speedwell	Whitestem filaree

#### Grasses (up to 6 to 12" tall)—1-1/3 to 2 oz per acre

Annual bluegrass	Red brome
Barnyardgrass	Reed Canarygrass
Cheat	Ripgut brome
Foxtail barley	Seashore saltgrass
Foxtail fescue	Signalgrass
Italian ryegrass	Yellow foxtail
Jointed goatgrass	

#### Grasses—2 to 3 oz per acre

Smooth brome

The weeds listed in Areas Of 20" Or More Annual Rainfall can also be controlled in arid areas; however, OUST must be applied at 3 to 8 oz per acre to control those weeds. These higher rates also provide control of severe infestations and longer term control of weeds listed for arid areas.

### AREAS OF 20" OR MORE ANNUAL RAINFALL

#### Application Timing

Apply OUST as a preemergence or early postemergence spray during the rainy season when weeds are actively germinating or growing.

#### Weeds Controlled

OUST effectively controls the following broadleaf weeds and grasses when applied at the rates shown.

#### Application Rates

Apply OUST at the rates indicated by weed type. When applied at lower rates, OUST provides short term control of weeds listed; when applied at higher rates, weed control is extended.

**Broadleaf Weeds—3 to 5 oz per acre**

Bouncingbet	Pigweed
Burclover	Purple starthistle
Carolina geranium	Ragweed
Common chickweed	Sowthistle (annual)
Common dandelion	Sunflower
Common speedwell	Sweet clover
Common yarrow	Tansymustard
Crimson clover	Tansy ragwort
Dogfennel	Tumble mustard
Hoary cress (whitetop)	Vetch
Little mallow	Wild carrot
Mustard	Wild oats
Ox-eye daisy	Yellow rocket
Pepperweed	

**Broadleaf Weeds—6 to 8 oz per acre**

Bedstraw	Horsetail (Equisetum)
Canada thistle	Kudzu
Curly dock	Musk thistle
Redstem filaree	Turkey mullein
Goldenrod	Wild blackberry

**Grasses—3 to 5 oz per acre**

Alta fescue	Kentucky bluegrass
Annual bluegrass	Little barley
Annual ryegrass	Red brome
Bahiagrass	Red fescue
Barnyardgrass	Reed canarygrass
Downy brome	Ripgut brome
Fescue	Ryegrass
Foxtails (except green)	Smooth brome
Foxtail barley	Sprangletop (annual)
Indiangrass	Wheat (volunteer)
Italian ryegrass	

**Grasses—6 to 8 oz per acre****Johnsongrass**

For short-term (up to 3 months) control of johnsongrass, apply early postemergence. Repeat treatment if additional control is desired or if regrowth occurs.

Note: Use the higher level of recommended dosage ranges under the following conditions:

- heavy weed growth
- soils containing more than 2-1/2% organic matter
- high soil moisture areas, such as along road edges or railroad shoulders

**Specific Weed Problems****—Noncrop (Industrial) Sites**

Kochia, Russian Thistle, and Prickly Lettuce

Since biotypes of kochia, Russian thistle, and prickly lettuce are known to be resistant to OUST, tank mixture combinations with herbicides having different modes of action, such as KARMEX DF, HYVAR X or KROVAR I DF, must be used. In areas where resistance is known to exist, these weeds should be treated postemergence with other herbicides registered for their control, such as 2,4-D or dicamba. Do not allow kochia, Russian thistle, or prickly lettuce to form mature seed.

**TANK MIX COMBINATIONS**

To improve preemergence to early postemergence control of weeds and grasses, add 2 to 8 oz of OUST per acre to the recommended rates of the following herbicides: DuPont HYVAR® X Herbicide, DuPont KARMEX® DF Herbicide, DuPont KROVAR® I DF Herbicide, DuPont VELPAR® L Herbicide, DuPont VELPAR® Herbicide, DuPont ESCORT® Herbicide (do not use in California), DuPont TELAR® Herbicide, glyphosate, dicamba, or 2,4-D.

Apply OUST plus a companion herbicide at the rates and timing as shown on package labels for target weeds. For application method and other use specifications, use the most restrictive directions for the intended combination.

Do not tank mix OUST with DuPont HYVAR® XL Herbicide.

**UNDER ASPHALT AND CONCRETE PAVEMENT****Application Information**

OUST can be used to control weeds under asphalt and concrete pavement, such as that used in parking lots, highway shoulders, median strips, roadways, and other industrial sites.

OUST will not control tubers, rhizomes, woody vegetation such as small trees, brush or woody vines.

OUST should only be used in an area that has been prepared according to good construction practices. Use sufficient water to ensure uniform coverage, generally 100 gal per acre. Agitate the tank continuously to keep OUST in suspension.

**Application Timing**

OUST should be applied immediately before paving to avoid lateral movement of the herbicide as a result of soil movement due to rainfall or mechanical means.

**Application Rate**

Apply OUST at 4 to 8 oz per acre. Use a higher rate on hard-to-control weeds and for long-term control.

**Tank Mix Combinations****—Under Asphalt and Concrete Pavement**

For broader spectrum control or for an extended period of control under asphalt or concrete pavement, OUST may be applied as a tank mix with HYVAR X at 6 to 15 lb per acre or KROVAR I DF at 7 to 15 lb per acre.

**IMPORTANT PRECAUTIONS—UNDER ASPHALT ONLY**

- Do not use OUST under pavement in residential properties such as driveways, or in recreational areas, including jogging or bike paths, tennis courts, or golf cart paths.
- Desirable plants may be injured if their roots extend into treated areas or if planted in treated areas.



**TURF, INDUSTRIAL (UNIMPROVED ONLY)****Application Information**

OUST is recommended to control weeds on unimproved industrial turf, on roadsides, or on other noncrop sites where the turf is well established as a ground cover. Applications may temporarily suppress grass growth and inhibit seedhead formation (chemical mowing).

**Bermudagrass Release****Application Timing**

Apply OUST after bermudagrass has broken dormancy and is well established, usually 30 days after initial spring flush. If additional applications are necessary, apply OUST again during late spring to early summer. On established weeds, apply OUST 1 to 2 weeks after mowing for the best results.

OUST may also be applied in late fall or early winter. Use the lower rates on small seedling weeds and a higher rate on larger weeds. Also, refer to the listing of Weeds Controlled under Noncrop (Industrial) Weed Control.

**Weeds Controlled**

OUST may be used to control the following weeds when applied at the use rates shown.

**Late Spring to Early Summer—1 to 2 oz/acre**

Carolina Geranium	Goldenrod
Fescue	Spotted Spurge
Foxtail	Wild carrot

**Spring to Fall—2 to 3 oz/acre**

Johnsongrass

**Late Fall to Early Winter—1 to 4 oz/acre**

Carolina geranium	Little barley
Common chickweed	Wild blackberry
Fescue	

**Tank Mix Combinations—Bermudagrass (South Only)**

Apply 1 to 2 oz OUST per acre as a tank mix with 3 to 4 lb active ingredient of MSMA per acre on well-established bermudagrass during the summer. Refer to the MSMA package label for a list of additional weeds that may be controlled. Two or more sequential applications of MSMA alone may be necessary to maintain weed control.

**Centipedegrass Release****Application timing**

Apply 1 to 2 ounces of OUST in the fall or early winter, or in the early summer following greenup of the centipede. Refer to the listing of Weeds Controlled under Bermudagrass Release.

**Bahiagrass Release and Seedhead Suppression****Application Timing**

Apply 1/2 to 1 oz OUST per acre to turf after green-up and before seedheads emerge (boot stage). Ensure that desirable grasses are well-established at application, as premature treatment may result in top kill and stand reduction of desirable turf. Make only one application per year.

**Smooth Brome and Crested Wheatgrass Release and Suppression****Application Timing**

Apply 1 oz OUST per acre to turf after green-up and before seedheads emerge (boot stage). Ensure that desirable grasses are well-established at application, as premature treatment may result in top kill and stand reduction of desirable turf. Make only one application per year.

**Weeds Controlled**

OUST may be used to control the following weeds when applied at the use rates shown.

**Late Spring to Early Summer—1 oz/acre**

Downy Brome	Goldenrod
Foxtail	

**IMPORTANT PRECAUTIONS—INDUSTRIAL, UNIMPROVED TURF**

- Excessive injury to turf may result if a surfactant is used with OUST applications made to actively growing turf. The user assumes all responsibility for turf injury if a surfactant is used with OUST treatments applied to actively growing turf.
- OUST may temporarily discolor or cause top kill of turf grasses. Applications made while turf is dormant may delay green-up in the spring.
- Annual retreatments may reduce vigor, particularly at the higher recommended rates, where bahiagrass, crested wheatgrass and smooth brome are grown.
- OUST application on turf that is under stress from drought, insects, disease, cold temperatures or late spring frost, may result in injury.
- Do not apply OUST to turf within 1 year of planting as stand reduction may result.

**SPRAY EQUIPMENT**

Following an OUST application, do not use sprayer for application to agricultural or ornamental crops. The mixing and application equipment must be used for forestry and noncrop applications only. This is extremely important as low rates of OUST can kill or severely injure most crops.

**BROADCAST APPLICATION****Ground**

Use 15 to 40 gal of water per acre when applying OUST as a broadcast application. Select a spray volume and delivery system that will ensure thorough coverage and a uniform spray pattern. Be sure the sprayer is calibrated before use. Avoid overlapping and shut off spray booms while starting, turning, slowing, or stopping to avoid injury to desired species.

10/13

**Air (Helicopter Only)**

Use 5 to 15 gal of water per acre when applying OUST. Select a spray volume and delivery system that will ensure thorough coverage and a uniform spray pattern. Do not use fixed-wing aircraft. Be sure the sprayer is calibrated. Avoid overlapping and shut off spray booms while starting, turning or slowing to avoid injury to desired species.

**MIXING INSTRUCTIONS**

1. Fill spray tank 1/2 full of water.
2. With the agitator running, add the proper amount of OUST.
3. If using a companion product, add the recommended amount.
4. For postemergent applications, add the proper amount of spray adjuvants (i.e. surfactants, drift control agents, etc.).
5. Add the remaining water.
6. Agitate the spray tank thoroughly.

Use the spray preparation within 24 hours to avoid product degradation. If the spray preparation is left standing, agitate it thoroughly before using.

**SPRAYER CLEANUP**

Thoroughly clean all mixing and spray equipment following applications of OUST as follows:

1. Drain tank; thoroughly rinse spray tanks, boom, and hoses with clean water.
2. Fill the tank with clean water and 1 gal of household ammonia (contains 3% active) for every 100 gal of water. Flush the hoses, boom, and nozzles with the cleaning solution. Then add more water to completely fill the tank. Circulate the cleaning solution through the tank and hoses for at least 15 min. Flush the hoses, boom, and nozzles again with the cleaning solution, and then drain the tank. Equivalent amounts of an alternate-strength ammonia solution or a commercial cleaner can be used in the cleanout procedure. If a commercial cleaner is used, carefully read and follow the individual cleaner instructions.
3. Remove the nozzles and screens and clean separately in a bucket containing cleaning agent and water.
4. Repeat step 2.
5. Rinse the tank, boom, and hoses with clean water.
6. Dispose of the rinsate on a labeled site or at an approved waste disposal facility. If a commercial cleaner is used follow the directions for rinsate disposal on the label.

**Notes:**

1. **Caution:** Do not use chlorine bleach with ammonia as dangerous gases will form. Do not clean equipment in an enclosed area.
2. Steam-cleaning aerial spray tanks is recommended before performing the above cleanout procedure to facilitate the removal of any caked deposits.
3. When OUST is tank mixed with other pesticides, all required cleanout procedures should be examined and the most rigorous procedure should be followed.

**SPRAY DRIFT MANAGEMENT**

The interaction of many equipment and weather-related factors determines the potential for spray drift. The applicator is responsible for considering all these factors when making application decisions.

AVOIDING SPRAY DRIFT IS THE RESPONSIBILITY OF THE APPLICATOR.

**IMPORTANCE OF DROPLET SIZE**

The most effective way to reduce drift potential is to apply large droplets (>150 - 200 microns). The best drift management strategy is to apply the largest droplets that provide sufficient coverage and control. The presence of sensitive species nearby, the environmental conditions, and pest pressure may affect how an applicator balances drift control and coverage. **APPLYING LARGER DROPLETS REDUCES DRIFT POTENTIAL, BUT WILL NOT PREVENT DRIFT IF APPLICATIONS ARE MADE IMPROPERLY OR UNDER UNFAVORABLE ENVIRONMENTAL CONDITIONS!** See **Wind, Temperature and Humidity, and Temperature Inversions** sections of this label.

**Controlling Droplet Size - General Techniques**

- **Volume** - Use high flow rate nozzles to apply the highest practical spray volume. Nozzles with higher rated flows produce larger droplets.
- **Pressure** - Use the lower spray pressures recommended for the nozzle. Higher pressure reduces droplet size and does not improve canopy penetration. **WHEN HIGHER FLOW RATES ARE NEEDED, USE A HIGHER-CAPACITY NOZZLE INSTEAD OF INCREASING PRESSURE.**
- **Nozzle Type** - Use a nozzle type that is designed for the intended application. With most nozzle types, narrower spray angles produce larger droplets. Consider using low-drift nozzles.

**Controlling Droplet Size - Aircraft**

- **Number of Nozzles** - Use the minimum number of nozzles with the highest flow rate that provide uniform coverage.
- **Nozzle Orientation** - Orienting nozzles so that the spray is emitted backwards, parallel to the airstream will produce larger droplets than other orientations.
- **Nozzle Type** - Solid stream nozzles (such as disc and core with swirl plate removed) oriented straight back produce larger droplets than other nozzle types.

**BOOM LENGTH AND HEIGHT**

- **Boom Length (aircraft)** - For helicopters use a boom length and position that prevents droplets from entering the rotor vortices.
- **Boom Height (aircraft)** - Application more than 10 ft above the canopy increases the potential for spray drift.
- **Boom Height (ground)** Setting the boom at the lowest labeled height (if specified) which provides uniform coverage reduces the exposure of droplets to evaporation and wind. The boom should remain level with the crop and have minimal bounce.

**WIND**

Drift potential increases at wind speeds of less than 3 mph (due to variable direction and inversion potential) or more than 10 mph. However, many factors, including droplet size and equipment type determine drift potential at any given wind speed. **AVOID GUSTY OR WINDLESS CONDITIONS.**

11/13

Note: Local terrain can influence wind patterns. Every applicator should be familiar with local wind patterns and how they effect spray drift.

#### TEMPERATURE AND HUMIDITY

When making applications in hot and dry conditions, set up equipment to produce larger droplets to reduce effects of evaporation.

#### SURFACE TEMPERATURE INVERSIONS

Drift potential is high during a surface temperature inversion. Surface inversions restrict vertical air mixing, which causes small suspended droplets to remain close to the ground and move laterally in a concentrated cloud. Surface inversions are characterized by increasing temperature with altitude and are common on nights with limited cloud cover and light to no wind. They begin to form as the sun sets and often continue into the morning. Their presence can be indicated by ground fog; however, if fog is not present, inversions can also be identified by the movement of smoke from a ground source or an aircraft smoke generator. Smoke that layers and moves laterally in a concentrated cloud (under low wind conditions) indicates a surface inversion, while smoke that moves upward and rapidly dissipates indicates good vertical air mixing.

#### SHIELDED SPRAYERS

Shielding the boom or individual nozzles can reduce the effects of wind. However, it is the responsibility of the applicator to verify that the shields are preventing drift and not interfering with uniform deposition of the product.

#### IMPORTANT PRECAUTIONS

Injury to or loss of desirable trees or other plants may result from failure to observe the following:

- If equipment is drained or flushed on or near desirable trees or other plants, or on areas where their roots may extend, or in locations where the chemical may be washed or moved into contact with their roots.
- Treatment of powdery, dry soil or light, sandy soil when there is little likelihood of rainfall soon after treatment may result in off target movement and possible damage to susceptible crops when soil particles are moved by wind or water. Injury to crops may result if treated soil is washed, blown, or moved onto land used to produce crops. Exposure to OUST may injure or kill most crops. Injury may be more severe when the crops are irrigated.
- Applications made where runoff water flows onto agricultural land may injure crops. Applications made during periods of intense rainfall, to soils saturated with water, surfaces paved with materials such as asphalt or concrete, or soils through which rainfall will not readily penetrate may result in runoff and movement of OUST. Do not treat frozen soil. Treated soil should be left undisturbed to reduce the potential for OUST movement by soil erosion due to wind or water.

Do not use on lawns, walks, driveways, tennis courts, or similar areas.

Keep from contact with fertilizers, insecticides, fungicides, and seeds.

Do not apply in or on irrigation ditches or canals including their outer banks.

Do not apply through any type of irrigation system.

Do not use the equipment used to mix or apply OUST on crops. The mixing and application equipment may be used for forestry and noncrop applications only.

If noncrop or forested sites treated with OUST are to be converted to a food, feed, or fiber agricultural crop, or to a horticultural crop, do not plant the treated sites for at least one year after the OUST application. To avoid damage to crops planted in these areas, and to ensure complete OUST dissipation in treated sites, soil samples should be quantitatively analyzed, and a bioassay should be conducted before planting.

Do not use this product in the following counties of Colorado: Saguache, Rio Grande, Alamosa, Costilla and Conejos.

#### STORAGE AND DISPOSAL

**STORAGE:** Store product in original container only. Do not contaminate water, other pesticides, fertilizer, food or feed in storage.

**PRODUCT DISPOSAL:** Do not contaminate water, food or feed by disposal. Wastes resulting from the use of this product may be disposed of on site or at an approved waste disposal facility.

**CONTAINER DISPOSAL:** Triple rinse (or equivalent) the container. Then offer for recycling or reconditioning, or puncture and dispose of in a sanitary landfill, or by incineration, or, if allowed by state and local authorities, by burning. If burned, stay out of smoke.

**NOTICE TO BUYER:** Purchase of this material does not confer any rights under patents of countries outside of the United States.

12/13

#### LIMITATION OF

#### WARRANTY AND LIABILITY

NOTICE: Read This Limitation of Warranty and Liability Before Buying or Using This Product. If the Terms Are Not Acceptable, Return the Product at Once, Unopened, and the Purchase Price Will Be Refunded.

It is impossible to eliminate all risks associated with the use of this product. Such risks arise from weather conditions, soil factors, off target movement, unconventional farming techniques, presence of other materials, the manner of use or application, or other unknown factors, all of which are beyond the control of DuPont. These risks can cause: ineffectiveness of the product; crop injury, or; injury to non-target crops or plants.

DuPont does not agree to be an insurer of these risks. WHEN YOU BUY OR USE THIS PRODUCT, YOU AGREE TO ACCEPT THESE RISKS.

DuPont warrants that this product conforms to the chemical description on the label thereof and is reasonably fit for the purpose stated in the Directions for Use, subject to the inherent risks described above, when used in accordance with the Directions for Use under normal conditions.

DUPONT MAKES NO OTHER EXPRESS OR IMPLIED WARRANTY OF FITNESS OR OF MERCHANTABILITY OR ANY OTHER EXPRESS OR IMPLIED WARRANTY.

IN NO EVENT SHALL DUPONT OR SELLER BE LIABLE FOR ANY INCIDENTAL, CONSEQUENTIAL OR SPECIAL DAMAGES RESULTING FROM THE USE OR HANDLING OF THIS PRODUCT. BUYER'S OR USER'S BARGAINED-FOR EXPECTATION IS CROP PROTECTION. THE EXCLUSIVE REMEDY OF THE USER OR BUYER AND THE EXCLUSIVE LIABILITY OF DUPONT OR SELLER, FOR ANY AND ALL CLAIMS, LOSSES, INJURIES OR DAMAGES (INCLUDING CLAIMS BASED ON BREACH OF WARRANTY OR CONTRACT, NEGLIGENCE, TORT OR STRICT LIABILITY), WHETHER FROM FAILURE TO PERFORM OR INJURY TO CROPS OR OTHER PLANTS, AND RESULTING FROM THE USE OR HANDLING OF THIS PRODUCT, SHALL BE THE RETURN OF THE PURCHASE PRICE OF THE PRODUCT, OR AT THE ELECTION OF DUPONT OR SELLER, THE REPLACEMENT OF THE PRODUCT.

DuPont or its Ag Retailer must have prompt notice of any claim so that an immediate inspection of buyer's or user's growing crops can be made. Buyer and all users shall promptly notify DuPont or a DuPont Ag Retailer of any claims, whether based on contract, negligence, strict liability, other tort or otherwise or be barred from any remedy.

This Limitation of Warranty and Liability may not be amended by any oral or written agreement.

1 Registered trademark of Monsanto Company

2 Registered trademark of American-Cyanamide Company

3 Registered trademark of Ciba-Geigy Corporation.

D - 628 030698



DuPont Agricultural  
Products

"..... A Growing Partnership With Nature"



SUPPLEMENTAL LABELING

13/13

OUST® HERBICIDE

AERIAL APPLICATION ON RAILROAD  
RIGHTS-OF-WAY  
STATES OF CO, KS, NE, NM, ND, SD,  
AND WY

OUST® HERBICIDE

EPA Reg. No. 352-401

AERIAL APPLICATION ON RAILROAD RIGHTS-OF-WAY  
IN THE STATES OF COLORADO, KANSAS, NEBRASKA, NEW MEXICO,  
NORTH DAKOTA, SOUTH DAKOTA AND WYOMING

DIRECTIONS FOR USE

It is a violation of federal law to use this product in a manner inconsistent with its labeling.

OUST may be applied by air (helicopter only) to control various weeds and grasses on railroad rights-of-way only. Helicopter applications may only be made in the states of Colorado (except Saguache, Rio Grande, Alamosa, Costil and Conejos counties), Kansas, Nebraska, New Mexico, North Dakota, South Dakota and Wyoming.

Refer to the label on the product container for a complete listing of pests controlled and appropriate application rates.

Applications should be made in sufficient volume of water to ensure thorough coverage of the treated site, generally 5 to 15 gallons of water per acre.

Do not use the equipment (tanks, pumps, hoses, booms, etc.) used to mix or spray OUST for applications on crops or ornamentals. The mixing and application equipment may be used for forestry and noncrop applications only. This is extremely important as low rates of OUST can kill or severely injure most crops.

Refer to the label on the product container for information and guidelines regarding spray drift management. The use of nozzles which produce a minimum of number of fines, such as a Microfoil® boom or a Through Valve Boom® (TVB) is highly recommended.

IMPORTANT


BEFORE USING this product, READ AND FOLLOW ALL APPLICABLE DIRECTIONS, RESTRICTIONS AND PRECAUTIONS ON THE EPA-REGISTERED LABEL.

This bulletin contains new or supplemental instructions for use of this product which do not appear on the EPA-registered package label. Follow the instructions carefully.

This labeling must be in the possession of the user at the time of pesticide application.

\* Registered trademark of Waldrum Specialties

D-030998



For product information call 1-888-6-DUPONT

© 1998 E. I. du Pont de Nemours and Company, Agricultural Products, Wilmington, Delaware 19898

H -