



2012-2013 Alaska Trapping Regulations

Effective: July 1, 2012 - June 30, 2013



Before you start trapping:

It is your responsibility to check with the landowner before you trap. Contact the U.S. Bureau of Land Management or the Alaska Department of Natural Resources to find out who owns the land. For info about trapping on Federal public lands, call 1-800-478-1456.

**NOTICE: THESE REGULATIONS ARE NOT COMPLETE
OR QUOTED VERBATIM FROM THE ALASKA STATUTES.**

For more information regarding trapping regulations, consult your local
Division of Wildlife Conservation representative in:

Anchorage	267-2257
Barrow	852-3464
Bethel	543-2979
Cordova	424-3215
Craig	826-2561
Delta Junction	895-4484
Dillingham	842-2334
Douglas/Juneau	465-4265
Fairbanks	459-7206
Galena	656-1345
Glennallen	822-3461
Homer	235-8191

Ketchikan	225-2475
King Salmon	246-3340
Kodiak	486-1880
Kotzebue	442-3420
McGrath	524-3323
Nome	443-2271
Palmer	746-6300
Petersburg	772-3801
Sitka	747-5449
Soldotna	262-9368
Tok	883-2971
Wrangell	874-3822

**Alaska Dept. of Fish & Game
Board of Game Members**

Robert Mumford	Anchorage
Nate Turner	Nenana
Teresa Sager-Albaugh	Tok
Nick Yurko	Juneau
Ted Spraker	Soldotna
Stosh Hoffman Jr.	Bethel
Peter Probasco	Palmer

**Governor of Alaska
Sean Parnell**

**Commissioner of Fish and Game
Cora Campbell**

**Acting Director
Division of Wildlife Conservation
Doug Vincent-Lang**

On the cover: Jon Spiegel with 2 lynx and 1 wolf after a good day on the trapline.

The Alaska Department of Fish and Game administers all programs and activities free from discrimination based on race, color, national origin, age, sex, religion, marital status, pregnancy, parenthood, or disability. The department administers all programs and activities in compliance with Title VI of the Civil Rights Act of 1964, Section 504 of the Rehabilitation Act of 1973, Title II of the Americans with Disabilities Act of 1990, the Age Discrimination Act of 1975, and Title IX of the Education Amendments of 1972. If you believe you have been discriminated against in any program, activity, or facility please write to ADF&G ADA Coordinator, P.O. Box 115526, Juneau, AK 99802-5526; U.S. Fish and Wildlife Service, 4401 N. Fairfax Drive, MS 2042, Arlington, VA 22203 or O.E.O., U.S. Department of the Interior, 1849 C Street NW MS 5230, Washington DC 20240. The department's ADA Coordinator can be reached via phone at the following numbers: (VOICE) 907-465-6077; (Statewide Telecommunication Device for the Deaf) 1-800-478-3648; (Juneau TDD) 907-465-3646; (FAX) 907-465-6078. For information on alternative formats and questions on this publication, please contact the following: Publications Specialist, ADF&G/Division of Wildlife Conservation, P.O. Box 115526, Juneau, AK 99811-5526, or call 907-465-4176.

Table of Contents

Trapping Regulations Changes.....	4	Use of Furbearers.....	14
General Information	5	<i>Salvage of Furbearers</i>	<i>14</i>
Violation Reporting	6	<i>Marked Or Tagged Game</i>	<i>14</i>
Licenses and Fees.....	7	<i>Sealing Furbearers.....</i>	<i>15</i>
<i>Who Needs a Trapping License?</i>	<i>7</i>	<i>Buying and Selling Furbearers</i>	<i>15</i>
<i>Where Can I Get a</i>		Possession & Transportation.....	16
<i>Trapping License?</i>	<i>8</i>	<i>Possession of Furbearers.....</i>	<i>16</i>
<i>How Much Does a Trapping</i>		Definitions	16
<i>License Cost?.....</i>	<i>8</i>	Areas Identified by Board of Game	
<i>Resident Licenses</i>	<i>8</i>	for Active Management of Wolf	
<i>Nonresident Licenses.....</i>	<i>8</i>	Populations.....	18
<i>Resident Low Income License.....</i>	<i>8</i>	Southeast Alaska:	
<i>Fur Dealer's License.....</i>	<i>9</i>	Units 1-5	20
<i>How Long Is My Trapping</i>		Southcentral Alaska:	
<i>License Valid?</i>	<i>9</i>	Units 6-8, 14C & 15	25
<i>What If I Lose My Trapping</i>		Central & Southwest Alaska:	
<i>License?</i>	<i>9</i>	Units 9-11, 13,	
Permits	9	14A, 14B, 16 & 17	30
<i>Permit For Exporting Fur</i>	<i>9</i>	Interior/Northeast Alaska:	
<i>Permit for Taking Furbearers</i>		Units 12, 19-21,	
<i>with Game</i>	<i>10</i>	24, 25, 26B & 26C.....	35
<i>Permit For Controlling Beavers</i>	<i>10</i>	Rabies Information	40
<i>Permit for Capturing Wild</i>		Western Alaska:	
<i>Furbearers for Fur Farming.</i>	<i>11</i>	Units 18, 22, 23, & 26A	41
Discretionary Trapping		Temporary Furbearer	
Requirements.....	11	Sealing Certificate	45
Bag Limits	12	Code of Ethics	48
Methods and Means	12		
<i>Bait For Trapping.</i>	<i>12</i>		
<i>Methods For Trapping</i>	<i>13</i>		
<i>Incidental Catch.....</i>	<i>14</i>		

Trapping Regulations Changes

This is a summary of changes adopted by the Alaska Board of Game for regulatory year 2012-2013. This is not a comprehensive list of all the detailed changes. It is your responsibility to read the Alaska Trapping Regulations carefully for complete information.

BEAVER

Unit 20B, Minto Flats Management Area, remove the prohibition for using aircraft for ground transportation or landing within 1 mile of a beaver trap prior to March 1.

WOLVES

Unit 1C, west of Excursion Inlet and north of Icy Passage, allow trapping of wolves by registration permit only.

MISCELLANEOUS

Statewide, you may not wear foot gear with felt soles or other absorbent fibrous material beginning January 1, 2013.

General Information

Much of the information in the front of this book is presented in “common sense” language to help trappers understand requirements. The section on seasons and bag limits and the section on definitions are quoted as they appear in law.

For the purposes of this booklet, trapping means the taking of furbearers under authority of a trapping license. As explained later, some individuals may trap furbearers without a license, but if one is required, then you need to carry it with you when you are trapping.

Most furbearers are taken with either a trap (including foothold and killer-style traps) or snares, but can also be shot with a firearm unless specifically prohibited. General restrictions regarding the use of traps, snares, or firearms are presented in the section titled “Methods and Means.” Restrictions that apply only to a specific species (such as beaver) are included with “Seasons and Bag Limits”. Areas closed to trapping are found at the beginning of the “Seasons and Bag Limits” section of each region.

Furbearers that may be taken with a trapping license include **beaver, coyote, arctic fox, red fox, lynx, marten, mink, weasel, muskrat, river otter, squirrel, marmot (Alaska or hoary marmot and woodchucks), wolf, and wolverine**. Some of these furbearers are also classified as **fur animals (beaver, coyote, arctic fox, red fox, lynx, and squirrel)** or as **big game animals (wolf and wolverine)**. Those species listed also as fur animals or big game animals may be taken under the trapping regulations using a trapping license or under the hunting regulations using a hunting license. Those species listed only as furbearers may be taken **only** with a trapping license. If, for example, you want to shoot a wolf and you have a trapping license, then you would follow the regulations in this booklet. If you have a hunting license and you want to shoot a wolf, then you would follow the regulations in the “Alaska State Hunting Regulations” for the current regulatory year. However, if you want to shoot a marmot, then you must have a trapping license because this species is a furbearer and is not covered under the hunting regulations.

Although regulations presented in this booklet may show an open season on certain furbearers in a specific game management unit, local regulations, ordinances, or state park rules may prohibit access, trapping, or the use of firearms. It is your responsibility as a conscientious trapper to check with the landowner before you trap. Contact the federal land managers or the Alaska Department of Natural Resources to find out who owns the land.

If an Alaska Wildlife Trooper, Alaska State Trooper, police officer or authorized Department of Fish and Game employee asks to see your license, tags, permits, game or any equipment used to take game, you must show any or all of these items.

If you trap near a highway, remember that it is against the law to leave any carcasses or entrails on a highway or the right-of-way. Please deposit these materials out of sight of roads or trails.

Act responsibly as a trapper and conservationist by trapping in ways to minimize conflict between trapping and other users, e.g., avoid high recreational use areas. Avoid situations where you might catch a domestic dog or cat, such as near homes or trails frequently used by hikers, skijorers, dog mushers, or other people.

Reporting Violations

If you observe a violation of Alaska's Fish and Game laws, you can assist the Alaska Wildlife Troopers as well as be eligible for a reward by accurately recording the following information and reporting it to the nearest office of the Alaska Wildlife Troopers or by calling the Alaska Fish and Wildlife Safeguard Hotline at 1-800-478-3377:

- type of violation
- location of violation
- time of violation
- date of violation
- photographs, if possible
- description of suspect(s) (clothes, physical description, type of equipment used in violation, motor vehicle make, year, color, license number)
- direction of suspect's travel if known
- brief statement of violation in order of events
- names and addresses of witnesses, if possible

Licenses and Fees

Who Needs a Trapping License?

Everyone who traps furbearers in Alaska needs a trapping license unless you are:

- an Alaska resident under the age of 16;
- an Alaska resident over the age of 60 with a permanent identification card. Applications for this card are available at ADF&G offices; or
- **NONRESIDENT MILITARY PERSONNEL ON MILITARY LANDS.** Active duty members of the military, not including dependents, may trap without a license on military land open to trapping if they have been on duty, at an installation or facility within Alaska for more than 30 days but less than 12 months. For the first 30 days, military personnel and their dependents must have a nonresident trapping license regardless of where in Alaska they trap. For clarification, resident military personnel, active duty members of the military stationed in the state for the preceding 12 months, and their dependents living in the state for the preceding 12 months are considered residents. They must have appropriate resident licenses to trap anywhere in Alaska.

For the purposes of obtaining a trapping license, “resident” means: (AS 16.05.940)

- a person (including an alien) who is physically present in Alaska with the intent to remain indefinitely and make a home here, has maintained that person's domicile in Alaska for the 12 consecutive months immediately preceding this application for a license, and is not claiming residency or obtaining benefits under a claim of residency in another state, territory, or country;
- a member of the military service or U.S. Coast Guard who has been stationed in Alaska for the 12 consecutive months immediately preceding this application for a license; or
- a dependent of a resident member of the military service or U.S. Coast Guard who has lived in Alaska for the 12 consecutive months immediately preceding this application for a license.

An alien who has not been lawfully admitted to the United States cannot obtain a trapping license or trap furbearers.

Where Can I Get a Trapping License?

A trapping license can be obtained from any license vendor in the state or online at www.hunt.alaska.gov. To get your license you may be asked to show proof of your residency. When you fill out the application for a trapping license you must tell the truth. It is against the law to falsify any required information such as how long you have been a resident of the state. In addition, you may not alter a trapping license once it has been issued to you, nor may you loan it or transfer it to someone else. Similarly you may not use someone else's trapping license.

In addition to a state trapping license, a trapping permit may be required on some federal refuges, parks and monuments, private land, or military land. These permits can be obtained from the landowners.

How Much Does a Trapping License Cost?

The price of a trapping license depends on your residency and financial status. The different types of licenses and their costs are listed:

Resident Licenses

Trapping	\$ 15.00
Trapping & Hunting	\$ 39.00
Trapping, Hunting & Sport Fishing	\$ 62.00
Fur Dealer (biennial)	\$150.00

Nonresident Licenses

Trapping and Hunting	\$250.00
Fur Dealer (biennial)	\$500.00

Low Income License (AS 16.05.340)

You can obtain a special resident trapping, hunting, and sport fishing license for \$5 if your family earned less than \$8,200 (before taxes) for the preceding year or you obtained assistance during the preceding six months under any state or federal welfare program. You must show proof of your income or welfare support upon request. The \$5 license is for hunting, trapping, and sport fishing; it is not a "subsistence" license and you must still obtain any required harvest tickets, permits, or tags. If requested by the department, you will have to provide proof of eligibility before receiving this special license.

Fur Dealer License

A fur dealer license allows you to buy, barter, or resell animal skins. You do not need a fur dealer license to sell the raw fur you legally trapped nor do you need a trapping or fur dealer license to buy raw fur for your own use. However, if you want to buy or barter animal skins for the purpose of reselling them, you will need a fur dealer license. For information on how to obtain a fur dealer license, please contact ADF&G's Licensing Section at 907-465-2376.

How Long Is My Trapping License Valid?

The resident trapping license is good from the date of issue until September 30 of the year following the date of purchase regardless of whether purchased singly or in combination with a hunting or sportfishing license. If you purchase a resident hunting and trapping license on October 1, 2012, the hunting license part of it is only good through December 31, 2012, but the trapping part is valid through September 30, 2013. Nonresident trapping licenses are good from the date of issue through December 31 of the year in which they were purchased.

What If I Lose My Trapping License?

If you lose your license, you can get a duplicate from any license vendor for \$5. At the time you purchase a duplicate, you must sign an affidavit indicating that you had previously purchased a trapping license during the same year.

Permits

In addition to a trapping license, there are a number of permits that may be necessary for taking furbearers under special conditions or for shipping fur out of the state. Please read the following paragraphs in this section to see if any apply to your circumstances, and make sure you read the instructions on any permits you might obtain because there may be requirements in addition to those found in this booklet.

Permit For Exporting Fur

If you want to ship your raw fur out of Alaska (either to be sold, or tanned and returned), you will first need to get a free STATE export permit shipping tag and report card from ADF&G, the post office, or a commercial carrier (for example, an interstate trucking or airline company). You must attach the shipping tag to the outside of the box containing the fur you are shipping out of state; otherwise the carrier or post office cannot accept the package. At the time you ship the fur out of state, you must detach the report card from the tag, fill in the required information, and mail it to ADF&G.

If you are just shipping your fur within the state (for example, from Juneau to a fur dealer or friend in Anchorage or Fairbanks) you do not need this shipping tag.

There are also Federal licenses and permits needed to ship within or outside the country. Please check with the U.S. Fish and Wildlife Service if you intend to ship fur out of Alaska to another country such as Canada. If you intend to ship a wolf, lynx, or river otter skin (raw or tanned) out of the country (for example from Alaska to a fur dealer in Canada) you must get a federal wildlife export permit (also called a CITES permit), a federal import/export license, and arrange for inspection of all furs by a federal agent. In Alaska, these FEDERAL permits/licenses can be obtained from the following U.S. Fish and Wildlife Service Enforcement Division offices:

P.O. Box 190045
Anchorage, AK 99519-0045
907-271-6198

1011 E. Tudor Rd., Suite 155
Anchorage, AK 99503-6199
907-271-6198

1412 Airport Way
Fairbanks, AK 99701
907-456-2335

Permit for Taking Furbearers with Game

The department may issue a permit to trap furbearers with the use of game furnished by the state. A person using game for bait under this permit shall post a notice at the trap site indicating the permit number.

Permit For Controlling Beavers

If beavers are causing property damage, and the regular trapping season is closed for that area, it may be possible to obtain a permit from the department to remove the animals causing the damage. The permit may be issued under the following conditions:

- if the commissioner or his/her designee determines that beavers are creating significant problems (for example, stopping the flow of water through a culvert and flooding a road), and that harvest during the regular trapping season will not stop the problem, or that the problem has to be taken care of before the regular trapping

season opens, a permit to take the beavers may be issued;

- the commissioner or his/her designee may limit where, when, how, and number of beavers that may be taken;
- all beavers taken under the permit must be sealed by the department in Units 1-11, 13-15 and 17; and reported to the department based on permit conditions in Units 12, 16 and 18-26; and
- all beavers taken under this permit are the property of the trapper, unless stated otherwise on the permit.

Permit for Capturing Wild Furbearers for Fur Farming

You may obtain a permit from the department to capture and possess, but not export from Alaska, furbearers for fur farming purposes. The department may limit the number, sex, and species of animals as well as the localities where those furbearers may be taken. The purpose of this permit is to allow existing resident fur farmers to improve their genetic stock; it is not intended to allow individuals to start new fur farms from wild stock. The annual permit fee for an Alaskan resident to collect wild fur animals for fur farming purposes is the same as the fee for resident trapping.

Discretionary Trapping Requirements

In special situations designated by the Board of Game, such as Douglas Island in Juneau, Gustavus in Unit 1C and Creamer's Field Migratory Waterfowl Refuge in Fairbanks, ADF&G may require the trapper to come into a department office to register before trapping. In addition to registering, the trapper may be required to demonstrate certain skills, use specific types of traps, or follow other procedures deemed appropriate by the department. Please talk to your local department representative if you are considering trapping in an area designated as having special requirements.

Bag Limits

Bag limit means the maximum number of animals of any one species a person may take in the unit or portion of a unit in which the taking occurs. In other words, you may not take a furbearer (for example, a lynx or beaver) in a unit or portion of a unit if your catch of that furbearer elsewhere in the state already equals or exceeds the bag limit for that animal in that unit or portion of a unit, except as provided below.

The bag limit specified for a trapping season for a species (for example red foxes) and the bag limit set for a hunting season for the same species are separate and distinct. This means that you may shoot a bag limit of red foxes under a hunting license and then trap or shoot another bag limit of red foxes in the same unit under a trapping license. The bag limit applies to the period July 1 - June 30 unless another time period is specified in the regulation.

Methods and Means

Bait For Trapping

You may use the following as bait for trapping furbearers:

- any part of nongame animals, (i.e., agricultural or domestic animals);
- the hide, viscera, head, or bones of game legally taken or killed by vehicles, after salvage of edible meat;
- game that died of natural causes so long as the game is not moved from the location where it was found. "Natural causes" does not include death caused by a human;
- game furnished by the department provided you have a permit (see page 10);
- the skinned carcass of a bear (except for the edible meat of a black bear taken from January 1 - May 31, brown bear taken under a subsistence brown bear management permit or brown bear taken over bait in Units 12, 20C, 20E and 21D), furbearer, or fur animal;
- parts of legally taken big game animals that are not required to be salvaged as edible meat, if the parts are moved from the kill site;
- small game (except the breast meat of game birds);
- legally taken unclassified game (see Alaska State Hunting Regulations for seasons and bag limits);
- the head, tail, fins, and viscera of fish taken with a sport fishing license;
- any fish that does not have a bag limit, season, or other regulatory methods and means provided for it;
- any commercially caught fish that has been previously sold.
- any fish taken with a subsistence permit.

You may not use protected species (e.g. gray jays) for bait even if you caught them by accident in a trap set for marten or other furbearers.

Methods For Trapping

You may use any method to take furbearers with a trapping license unless it is prohibited below. The following methods and means are illegal for taking furbearers:

YOU MAY NOT:

- shoot from, on, or across a highway;
- use poisons or a substance that temporarily incapacitates wildlife, *except with written permission from the Board of Game* or with the use of an Electronic Control Device (ECD) Taser-type device that temporarily incapacitates game, except under a permit issued by the Department.;
- take a wolf or wolverine with a firearm until after 3:00 a.m. following the day in which you have flown in an airplane;
- use a helicopter to transport you, your trapping equipment, or any furbearer; *however, a helicopter may be used during emergency rescue operations in a life-threatening situation;*
- use an aircraft, snowmachine, motor-driven boat, or other motorized vehicle for the purpose of driving, herding, or molesting furbearers;
- take furbearers with the use or aid of a machine gun, set gun, or a shotgun larger than 10 gauge;
- take furbearers with the aid of a pit, fire, light (other than sunlight or moonlight), electronically enhanced night vision scope, radio communications, cellular or satellite telephones, artificial salt lick, explosives, expanding gas arrow, bomb, smoke, deer urine, elk urine, chemical (excluding scent lures), or a conventional steel trap with an inside jaw spread over 9 inches. *Exceptions: Killer-style trap with a jaw spread of less than 13 inches may be used and artificial light may be used for the purpose of taking furbearers Nov. 1- Mar. 31 in Units 7 and 9-26 during an open season;*
- disturb or destroy beaver houses or any furbearer den (except that muskrat pushups or feeding houses may be disturbed in the course of trapping);
- use a dog (except to retrieve dead furbearers);
- use a net or fish trap (except a blackfish or fyke trap);
- use a hook;
- wear foot gear with felt soles or other absorbent fibrous material beginning January 1, 2013;
- take furbearers from a motorized vehicle - you must be off or out of any motorized vehicle before shooting, *see exceptions for taking wolves below;*
- shoot furbearers from a motor-driven boat or snowmachine unless the motor has been shut off and the progress from the motor's power has ceased; *see exceptions for taking wolves on next page.*

Exceptions for taking wolves:

- In **Unit 22**, a motor-driven boat may be used to position trappers to select individual wolves for harvest.
- a snowmachine may be used to position trappers to select individual wolves for harvest, and wolves may be shot from a stationary snowmachine in the following areas:
 - wolf control implementation areas (see page 19 for area descriptions)
 - Units 9B, 9C, 9E, 17, 18, 19, 21, 22, 24, 25C and 25D, except on any National Park Service or National Wildlife Refuge lands not approved by the federal agencies;
- an ATV may be used to position trappers to select individual wolves for harvest, and wolves may be shot from a stationary ATV in Units 9B, 9C, 9E, 17, 22, and 25C, except on any National Park Service or National Wildlife Refuge lands not approved by the federal agencies.

NOTE: Illegal methods specific only to certain types of furbearers are described in the species sections.

Incidental Catch

Continuing to take, or attempting to take, furbearers at a site where a moose, caribou, or deer has been taken incidentally is a violation. Any moose, caribou, or deer that dies as a result of being caught in a trap or snare, whether found dead or euthanized, is the property of the state. The trapper who set the trap or snare must salvage the edible meat and surrender it to the state. No trapper may use any part of a moose, caribou or deer caught incidentally in a trap or snare. If such an incidental take occurs, the trapper must move all active traps and snares at least 300 feet from the site for the remainder of the regulatory year.

Use of Furbearers

Salvage of Furbearers

If you take a wolf, wolverine, coyote, fox, lynx, marten, mink, weasel, or river otter, you must salvage the hide. If you take a beaver, muskrat, ground squirrel, or a marmot, you must salvage either the hide or the meat.

Marked Or Tagged Game

If you take an animal that has been marked or tagged, you must notify the department of when and where you took it. Any tag, collar, tattoo, or other identification must be retained with the hide until someone from the department has examined it. In all

cases, this identifying material must be returned to the department.

Sealing Furbearers

Regardless of their intended use, four species of furbearers taken anywhere in Alaska, and beaver and marten taken in certain units, must be sealed by an authorized department representative. For example, if you take an otter and decide to give it to someone to home tan it and make a pair of mittens, you must still get the otter sealed first. These furbearers include river otter, lynx, wolf, or wolverine taken anywhere inside or outside the state, marten trapped in **Units 1-7, 14, 15, and 16**, and beaver taken in **Units 1-11, 13-15 and 17**. This means that if you obtained any of these animals as raw fur elsewhere and brought them into Alaska, you still have to get them sealed. If someone else took the fur and had it sealed, then you do not need to have it sealed again. The seal must remain on the skin until the tanning process has commenced or the skin has been transported from the state. However, you may remove the seal from marten taken in **Units 1-5** when the fur is being prepared for shipment.

Raw fur must be sealed according to the following schedule:

- Wolves taken in **Unit 2** must be sealed within 14 days of kill;
- Marten trapped in **Units 1-7, 14, 15, and 16**, beaver taken in **Units 1-11, 13-15, and 17**, all wolves (**except those taken in Unit 2**), wolverine, lynx, and river otter taken anywhere in the state must be sealed by the person taking the fur within 30 days after the trapping season has closed in the unit where the fur was taken, except as provided below;
- There are NO in-unit sealing requirements for furbearers;
- If you are unable to seal your fur in person, you must complete and sign a temporary sealing form (available at ADF&G offices or in the back of this book). Then another person can present your completed form and furs to ADF&G or an authorized dealer for sealing. Temporary sealing forms should be obtained prior to trapping. (Also see *Possession and Transportation*, page 16).

When you bring in your fur to be sealed you will be asked to provide some information about your harvest. We request that the fur be unfrozen. We are unable to seal frozen fur.

Buying and Selling Furbearers

Before you may buy or sell river otter, lynx, wolf, or wolverine taken anywhere in the state, as well as marten trapped in **Units 1-7, 14, 15, and 16**, and beaver taken in **Units 1-11, 13-15 and 17**, the hide must be sealed. You may sell any part of an animal taken under a trapping license. If you buy raw fur, you may not resell it unless you have a fur dealer's license.

Possession & Transportation

Possession of Furbearers

If you are keeping or transporting someone else's raw fur, or parts of furbearers (e.g., beaver meat or castors) or someone else is doing this for you, the person possessing the fur or parts of furbearers must be able to provide a signed statement, if requested by a peace officer, describing the names and addresses of who gave and received the fur, when and where the fur or parts were taken, and what fur or parts were transferred.

At no time may you be in possession of fur, or parts of furbearers, nor may you give, receive, or barter these items if you know or should know that they were illegally taken (unless they are being transported directly from the field to be surrendered to an ADF&G or Alaska Wildlife Trooper representative). If you take an animal during a closed season or for which there is no open season, it is the property of the state. Transport it immediately to the nearest ADF&G or Alaska Wildlife Trooper office and surrender it. You will not be cited for illegally possessing the animal.

Definitions

- **animal** means any species with a backbone;
- **ATV (all terrain vehicle)** means a motorized tracked vehicle, or a vehicle with four or more wheels operated on land weighing less than 1,000 lbs. dry weight, except for snowmachines.
- **bag limit** means a maximum number of animals of any one game species a person may take in the unit or portion of a unit in which the taking occurs;
- **bait** means any material, excluding scent lures, that is placed to attract an animal by its sense of smell or taste; "bait" does not include those parts of legally taken animals that are not required to be salvaged as edible meat (if not moved from the kill site);
- **fur animal** means beaver, coyote, arctic fox, red fox, lynx or squirrel that has not been domestically raised; **fur animal** is a classification of animals subject to taking with a hunting license;
- **furbearer** means beaver, black bear, coyote, arctic fox, red fox, lynx, marten, mink, weasel, muskrat, river otter, squirrel, marmot (Alaska or hoary marmot and woodchucks), wolf, or wolverine; **furbearer** is a classification of animals subject to taking with a trapping license;
- **fur dealing** means engaging in the business of buying, selling, or trading in animal skins but does not include the sale of animal skins by a trapper or hunter who has legally taken the animal, or the purchase of animal skins by a person other than a fur dealer, for the person's own use; NOTE: a person may not resell raw fur without a fur dealer's license.

- **game** means any species of bird, reptile, and mammal, including a feral domestic animal, found or introduced in the state, except domestic birds and mammals; and game may be classified by regulation as big game, small game, furbearers, or other categories considered essential for carrying out the intention and purposes of AS 16.05-AS 16.40;
- **highway** means the drivable surface of any constructed road;
- **motorized vehicle** means a motor-driven land, water, or air conveyance;
- **open season** means the time when game may be taken; each period prescribed as an open season includes the first and last days of the period prescribed;
- **peace officer** means police officer of the state or a person authorized by the commissioner of the Department of Fish and Game;
- **person** means a natural person and does not include a corporation, company, partnership, firm, association, organization, business trust, or society;
- **poison** means any substance which is toxic or poisonous upon contact or ingestion;
- **regulatory year** means July 1 through June 30;
- **sealing** means the placement of an official marker or locking tag (seal) by an authorized department representative on an animal hide and/or skull and may include: (A) collecting and recording biological information concerning the conditions under which the animal is taken; (B) measuring the specimen submitted for sealing; and (C) retaining portions of the animal for biological information;
- **skin, hide, pelt** are all the same thing and mean any untanned external covering of any animal's body, but do not include a handicraft or other finished product;
- **small game** means all species of grouse, hares, ptarmigan, and waterfowl, crane, and snipe;
- **snowmachine** means a motor vehicle of 850 pounds or less gross vehicle weight, primarily designed to travel over snow, and supported in part by skis, belts, or tracks; snowmachine and snowmobile mean the same thing;
- **transport** means shipping, carrying, importing, exporting, or receiving or delivering for shipment, carriage, or export;
- **unclassified game** means all species of game not otherwise classified as big game, fur animal, furbearer, deleterious exotic wildlife, or small game;
- **unit** means one of the 26 geographical areas listed under game management units in the codified hunting and trapping regulations and the Game Management Unit Maps of Alaska shown in the Alaska State Hunting Regulation book;
- **year** means calendar year unless another year is specified.

Areas Identified by Board of Game for Active Management of Wolf Populations

Wolves and bears are very effective and efficient predators of caribou, moose, deer and other wildlife. In most of Alaska, humans also rely on the same species for food. In Alaska's Interior, predators kill more than 80 percent of the moose and caribou that die during an average year, while humans kill less than 10 percent. In most of the state, predation holds prey populations at levels far below what could be supported by the habitat in the area. Predation is an important part of the ecosystem, and all ADF&G wolf management programs, including control programs, are designed to sustain wolf populations in the future.

When the Board of Game determines that people need more moose and/or caribou in a particular area, and restrictions on hunting aren't enough to allow prey populations to increase, predator control programs may be needed. Hunting and trapping rarely reduce wolf numbers enough to increase prey numbers or prey harvests.

Wolf control is NOT a form of hunting and trapping. The state authorizes selected applicants to remove wolves using aerial and/or same-day-airborne methods to reduce predation pressure upon depleted moose and caribou populations.

In these areas, wolf numbers will be temporarily reduced, but wolves will not be permanently eliminated from any area. Successful programs will result in increased human harvests of moose and caribou and will allow healthy wolf populations to continue to thrive across the state.

Wolf control programs, including those listed on the next page, are underway on about 15% of Alaska's total land area.

Programs are conducted by selected resident citizen pilot/gunner teams that receive discretionary state permits authorizing same day airborne landing and shooting and/or aerial shooting from aircraft. To obtain one of these permits, an application must be submitted to the department, and authorized pilots and gunners will be notified if selected. Nonresidents cannot participate in the wolf control program. Note that this program is wolf control, not wolf trapping. If you are interested in participating in this program, applications are available in all ADF&G – Wildlife Conservation offices. Applications must be mailed to the Anchorage office.

There are many additional details regarding these permits and the exact locations within the wolf predation control area where the activities are allowed. Additional details can be found in the wolf control supplement available in all ADF&G offices and online at <http://www.adfg.alaska.gov/index.cfm?adfg=wildliferegulations.misc>.

In addition to Units 9B, 9C, 9E, 17, 18, 19, 21, 22, 24, 25C, and 25D, the use of snowmachines to position hunters to take wolves is allowed in the following wolf predation control areas (see page 14):

Unit 13: Units 13A, 13B, 13C, and that portion of Unit 13E east of the Alaska Railroad,

Unit 16: Unit 16B mainland and that portion of Unit 16A west of a line beginning at the confluence of the Yentna and Susitna Rivers, then northerly along the western bank of the Susitna River to the confluence with the Deshka River, then northerly to 61° 48.80' N. lat., 150° 21.77' W. long., then west to 62° 01.47' N. lat., 150° 24.06' W. long., then north to the northern end of Trapper Lake at 62° 01.47' N. lat., 150° 16.67' W. long., then west to 62° 01.47' N. lat., 150° 24.06' W. long., then north to 62° 09.65' N. lat., 150° 24.06' W. long., then west to the southwestern end of Amber Lake at 62° 09.65' N. lat., 150° 33.42' W. long., then north to 62° 18.03' N. lat., 150° 33.42' W. long., then west to 62° 18.03' N. lat., 150° 51.04' W. long., then north to 62° 27.97' N. lat., 150° 51.04' W. long., then west to the Denali National Park boundary at 62° 27.97' N. lat., 151° 09.22' W. long.,

Upper Yukon/Tanana: area consists of that portion of Unit 12 north of the Alaska Highway, that portion of Unit 20D within the Goodpaster River drainage upstream from and including the South Fork Goodpaster River drainage, and within the Healy River, and Billy and Sand Creek drainages, that portion of Unit 20B within the Salcha River drainage upstream from and including the Goose Creek drainage, and within the Middle Fork of the Chena River drainage, all of Unit 20E, and that portion of Unit 25C within the Birch Creek drainage upstream from the Steese Highway Bridge, and within the area draining into the south and west bank of the Yukon River upstream from the community of Circle.

Control permits are not authorized, but the use of snowmachines is allowed to position hunters to take wolves in the areas below:

Unit 9D: all drainages of the Alaska Peninsula west of a line from the southernmost head of Port Moller Bay to the head of American Bay

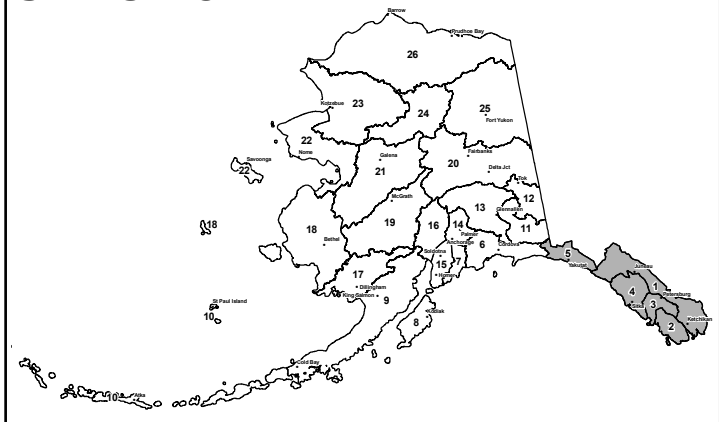
Unit 10: Unimak Island

Unit 15A: all non federal lands within Unit 15(A)

Unit 15C: all non federal lands north of Kachemak Bay, including the Fox River Flats

SOUTHEAST ALASKA

UNITS 1-5



AREAS CLOSED TO TRAPPING

The following areas are closed to trapping as indicated:

Unit 1C (Juneau Area)

Note: The City and Borough of Juneau forbids any person to set traps or snares within 1/2 mile of any public or private street, road, or right-of-way or highway within the city and borough.

- A strip within 1/4 mile of the mainland coast between the end of Thane Road and the end of Glacier Hwy. at Echo Cove;
- Auke Lake and the area within 1/4 mile of Auke Lake;
- That area of the Mendenhall Valley bounded on the south by the Glacier Highway, on the west by the Mendenhall Loop Road and Montana Creek Road and Spur Road to Mendenhall Lake, on the north by Mendenhall Lake, and on the east by the Mendenhall Loop Road and Forest Service Glacier Spur Road to the Forest Service Visitor Center;

- A strip within 1/4 mile of the Douglas Island coast along the entire length of the Douglas Highway and a strip within one-quarter mile of the Eaglecrest Road;
- Within the U.S.F.S. Mendenhall Glacier Recreation Area;
- A strip within 1/4 mile of the following trails as designated on 1962 U.S. Geological Survey maps and revisions: Herbert Glacier Trail, Windfall Lake Trail, Peterson Lake Trail, Spaulding Meadows Trail (including the loop trail), Nugget Creek Trail, Outer Point Trail, Dan Moller Trail, Perseverance Trail, Granite Creek Trail, Mt. Roberts Trail, the Nelson Water Supply Trail (off of Mt. Roberts Trail), Sheep Creek Trail, Point Bishop Trail, Amalga Trail, Auke Nu/John Muir Trail, Eagle Glacier Trail, Point Bridget Trail, Treadwell Ditch Trail and Salmon Creek Trail; however, traps with an inside spread of 5 inches or less which are set at least 5 feet above the ground and snow are allowed if more than 50 yards from the trail.
- The Mendenhall Wetlands State Game Refuge.

Unit 2 - Prince of Wales Island Area

- Joe Mace Island Marine Park, a small island off Point Baker on Prince of Wales Island.

ADDITIONAL RESTRICTIONS

Units 1-5

- Trappers are prohibited from using a trap or snare unless the trap or snare has been individually marked with a permanent metal tag upon which is stamped or permanently etched the trapper's name and address, or the trapper's permanent identification number, or is set within 50 yards of a sign that lists the trapper's name and address, or the trapper's permanent identification number; the trapper must use the trapper's Alaska driver's license number or state identification card number as the required permanent identification number; if a trapper chooses to place a sign at a snaring site rather than tagging individual snares, the sign must be at least 3 inches by 5 inches in size, be clearly visible, and have numbers and letters that are at least one-half inch high and one-eighth inch wide in a color that contrasts with the color of the sign.

Unit 1C, Gustavus, that portion west of Excursion Inlet, north of Icy Passage

- Trappers are prohibited from using a snare with a cable diameter of 1/32 inch or larger that is set out of the water except under the terms of a registration permit.
- All traps/snares must be checked within 3 days of setting them and within each 3 days thereafter.

Unit 5A, Yakutat Area

- Trappers are prohibited from using snares or conibears larger than 280 within 500 yards of permanent residences in Yakutat city limits; 500 yards inland from the mean high tide line between the intersection of Coast Guard Beach Rd and the coast, and a point 1/2 mile south of the intersection of Cannon Beach Rd and the coast (locally known as "the barge"; 150 yards on either side of Cannon Beach Rd; and 50 yards on either side of the Train Trail.

BEAVER

- *Beaver must be sealed within 30 days after the close of the season.*
- *It is against the law to take beaver by any means other than a steel trap or snare.*
- *You may not disturb or destroy any beaver house or den.*

AREA	OPEN SEASON	LIMIT
Units 1-5	Nov. 10 - Apr 30	No limit

COYOTE

- *You may shoot a coyote on the same day that you have flown in an airplane if the coyote is either caught in a trap or snare or you are more than 300 feet from the airplane.*

AREA	OPEN SEASON	LIMIT
Units 1- 4	Dec. 1 - Feb. 15	No limit
Unit 5	Nov. 10 - Feb. 15	No limit

RED FOX (including cross, black, and silver color phases)

- *You may shoot a fox on the same day that you have flown in an airplane if the fox is either caught in a trap or snare or you are more than 300 feet from the airplane.*

AREA	OPEN SEASON	LIMIT
Units 1- 4	Dec. 1 - Feb. 15	No limit
Unit 5	Nov. 10 - Feb. 15	No limit

LYNX

- *Lynx must be sealed within 30 days after the close of the season.*
- *You may shoot a lynx on the same day that you have flown in an airplane if the lynx is either caught in a trap or snare or you are more than 300 feet from the airplane.*

AREA	OPEN SEASON	LIMIT
Units 1-5	Dec. 1 - Feb. 15	No limit

MARTEN

- *Marten must be sealed within 30 days after the close of the season.*

AREA	OPEN SEASON	LIMIT
Units 1-3, except Kuiu Island.....	Dec. 1 - Feb. 15.....	No limit
Unit 3, Kuiu Island	No open season	
Unit 4, Chichagof Island east of Idaho Inlet and north of Trail River and Tenakee Inlet and north of a line from the headwaters of Trail River to the head of Tenakee Inlet; see federal subsistence regulations for restrictions.....	Dec. 1 - Dec. 31	No limit
Remainder of Unit 4.....	Dec. 1 - Feb. 15.....	No limit
Unit 5	Nov. 10 - Feb. 15	No limit

MINK & WEASEL (least and short-tailed)

AREA	OPEN SEASON	LIMIT
Units 1-3	Dec. 1 - Feb. 15.....	No limit
Unit 4, Chichagof Island east of Idaho Inlet and north of Trail River and Tenakee Inlet and north of a line from the headwaters of Trail River to the head of Tenakee Inlet; see federal subsistence regulations for special restrictions.....	Dec. 1 - Dec. 31	No limit
Remainder of Unit 4.....	Dec. 1 - Feb. 15.....	No limit
Unit 5	Nov. 10 - Feb. 15	No limit

MUSKRAT

AREA	OPEN SEASON	LIMIT
Units 1-5	Dec. 1 - Feb. 15.....	No limit

RIVER OTTER

- *Otter must be sealed within 30 days after the close of the season.*
- *When the season is closed on mink and marten in the unit where you are trapping otter, you may only use snares or traps with an inside jaw spread of at least 5 7/8 inches (Killer - style or foothold).*

AREA	OPEN SEASON	LIMIT
Units 1-4	Dec. 1 - Feb. 15.....	No limit
Unit 5	Nov. 10 - Feb. 15.....	No limit

SQUIRREL & MARMOT

(red, flying, and ground (parka) squirrels; marmots and woodchucks)

AREA	OPEN SEASON	LIMIT
Units 1-5	No closed season	No limit

WOLF*

- *Wolves (except in Unit 2) must be sealed within 30 days after the close of the season.*
- *Wolves taken in Unit 2 must be sealed on or before the 14th day after the date of taking.*
- *You may not shoot or assist in shooting a wolf until after 3:00 a.m. following a day in which you have flown in an airplane. However, you may shoot a wolf caught in a trap or snare on the same day you have flown.*
- *Unit 1C, Gustavus: all trappers must register with ADF&G prior to trapping wolves.*
- *Unit 1C, Douglas Island: all trappers must register with ADF&G prior to trapping wolves; a trapper who takes a wolf in the management area must report the harvest to ADF&G Division of Wildlife Conservation in Douglas within 48 hours of taking the wolf and present the hide for sealing within 5 days.*

AREA	OPEN SEASON	LIMIT
Units 1, 3-5	Nov. 1 - Apr. 30	No limit
Unit 2	Dec. 1 - Mar. 31	No limit

WOLVERINE*

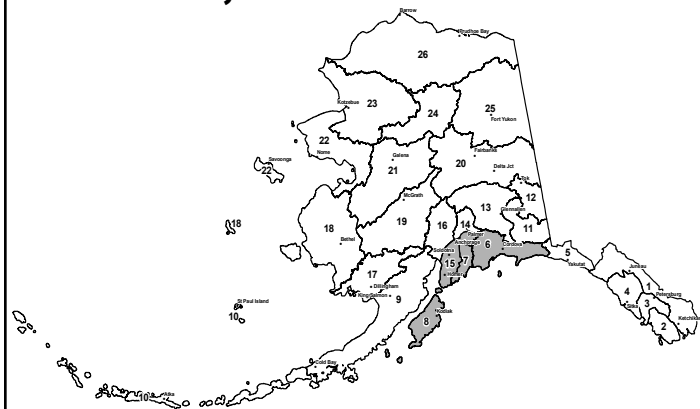
- *Wolverine must be sealed within 30 days after the close of the season.*
- *You may not shoot or assist in shooting a wolverine until after 3:00 a.m. following a day in which you have flown in an airplane. However, you may shoot a wolverine caught in a trap or snare the same day you have flown*

AREA	OPEN SEASON	LIMIT
Units 1-5	Nov. 10 - Feb. 15	No limit

* Wolves and wolverine are classified as both big game and as furbearers. The Alaska Hunting Regulations apply if they are taken under a hunting license; the Alaska Trapping Regulations apply if they are taken under a trapping license.

SOUTHCENTRAL ALASKA

UNITS 6-8, 14C & 15



AREAS CLOSED TO TRAPPING

The following areas are closed to the trapping as indicated:

Unit 14C - Anchorage Area (*trapping regulation summary handout available at ADF&G in Anchorage, with a map of the following areas*).

- The Eagle River Management Area as described in 5 AAC 92.530 (2);
- The Anchorage Management Area as described in 5 AAC 92.530 (3);
- The Eklutna Lake Management Area as described in 5 AAC 92.530 (4);
- The Chugach State Park Management Area as described in 5 AAC 92.530 (5), is **closed to the trapping of beaver, river otter, wolverine and wolf**. Special restrictions apply for trapping including the prohibition of the use of killer-style traps with an inside jaw spread of 7 inches or greater for all trapping. Contact Chugach State Park (907) 345-5014
- The Anchorage Coastal Wildlife Refuge as described in AS 16.20.031
- The Joint Base Elmendorf-Richardson Management Area (JBER) (907-384-1128 or 907-552-2436) as described in 5 AAC 92.530 (1) is closed to trapping furbearers except for beaver, muskrat, mink, weasel and coyote, under state regulations 5 AAC 92.550, but is closed to trapping by military regulation. Trapping opportunities are very limited, call for more info.

Unit 15 - Kenai Peninsula Area

- Skilak Loop Wildlife Management Area, consisting of that portion of **Unit 15A** bounded by a line beginning at the easternmost junction of the Sterling Highway and the Skilak Loop Road (milepost 58.0), then due south to the south bank of the Kenai River, then southerly along the south bank of the Kenai River to its confluence with Skilak Lake, then westerly along the north shore of Skilak Lake to Lower Skilak Lake Campground, then northerly along the Lower Skilak Lake Campground Road and the Skilak Loop Road to its westernmost junction with the Sterling Highway, then easterly along the Sterling Highway to the point of beginning;
- Kenai Moose Research Center Closed Area in **Unit 15A**, which consists of the area within the outer boundary fences of the Kenai Moose Research Center, located west and south of Coyote and Vixen Lakes.

BEAVER

- *Beaver must be sealed within 30 days after the close of the season.*
- *You may not disturb or destroy any beaver house or den.*
- *It is against the law to take beaver by any means other than a steel trap or snare except:*
 - in **Unit 8** a firearm may be used to take beaver throughout the trapping season, and either the meat or the hide may be salvaged.
 - in **Units 7 and 15** from Apr.1-Apr. 30, you may take beaver only with submerged traps or snares.

AREA	OPEN SEASON	LIMIT
Unit 6	Nov. 10 - Apr. 30	No limit
Units 7 and 15	Nov. 10 - Apr. 30	20
Unit 8	Nov. 10 - Apr. 30	30
Unit 14C, within the drainages of Glacier Creek, Kern Creek, Peterson Creek, the Twentymile River, the drainages of Knik River outside Chugach State Park, Birchwood Management Area, and Joint Base Elmendorf-Richardson (JBER) Management Area	Dec. 1 - Apr. 15	20
Remainder of Unit 14C		No open season

COYOTE

- You may shoot a coyote on the same day that you have flown in an airplane if the coyote is either caught in a trap or snare or you are more than 300 feet from the airplane.*

AREA	OPEN SEASON	LIMIT
Units 6, 7 and 15	Nov. 10 - Mar. 31	No limit
Unit 14C.....	Nov. 10 - Feb. 28	No limit

RED FOX (including cross, black, and silver color phases)

- You may shoot a fox on the same day that you have flown in an airplane if the fox is either caught in a trap or snare or you are more than 300 feet from the airplane.*
- In Unit 15 you may use only a trap or snare to take a fox.*

AREA	OPEN SEASON	LIMIT
Units 6 and 14C (except Chugach State Park).....	Nov. 10 - Feb. 28	No limit
Units 7 and 14C (within Chugach State Park) and 15.....	Nov. 10 - Feb. 28.....	1
Unit 8	Nov. 10 - Mar. 31.....	No limit

LYNX

- Lynx must be sealed within 30 days after the close of the season.*
- You may shoot a lynx on the same day that you have flown in an airplane if the lynx is either caught in a trap or snare or you are more than 300 feet from the airplane.*
- Seasons for Units 7, 14C and 15 may be closed by emergency order. Seasons will be reviewed and possibly modified annually.*

AREA	OPEN SEASON	LIMIT
Units 7 and 15	Jan. 1 - Feb. 15.....	No limit
Unit 8	No open season
Unit 6	Nov. 10 - Feb. 28.....	No limit
Unit 14C.....	Dec. 15 - Jan. 31.....	No limit

MARTEN

- *Marten taken in Units 6, 7, 14C and 15 must be sealed within 30 days after the close of the season.*

AREA	OPEN SEASON	LIMIT
Units 7, 8 and 15	Nov. 10 - Jan. 31	No limit
Unit 14C	Nov. 10 - Dec. 31	No limit
Unit 6	Nov. 10 - Feb. 28	No limit

MINK & WEASEL (least and short-tailed)

AREA	OPEN SEASON	LIMIT
Units 7, 8, 14C and 15	Nov. 10 - Jan. 31	No limit
Unit 6	Nov. 10 - Feb. 28	No limit

MUSKRAT

AREA	OPEN SEASON	LIMIT
Units 6 and 8	Nov. 10 - Jun. 10	No limit
Units 7, 14C, and 15	Nov. 10 - May 15	No limit

RIVER OTTER

- *Otter must be sealed within 30 days after the close of the season.*
- *When the season is closed on mink and marten in the unit where you are trapping otter, you may only use snares or traps with an inside jaw spread of at least 5 7/8 inches (Killer - style or foothold).*

AREA	OPEN SEASON	LIMIT
Unit 6	Nov. 10 - Mar. 31	No limit
Units 7, 14C, and 15	Nov. 10 - Feb. 28	No limit
Unit 8	Nov. 10 - Jan. 31	No limit

SQUIRREL & MARMOT

(RED, FLYING AND GROUND (PARKA) SQUIRRELS; MARMOTS AND WOODCHUCKS)

AREA	OPEN SEASON	LIMIT
Units 6, 7, 8, 14C and 15	No closed season	No limit

WOLF*

- *Wolves must be sealed within 30 days after the close of the season.*
- *You may not shoot or assist in shooting a wolf until after 3:00 a.m. following a day in which you have flown in an airplane. However, you may shoot a wolf caught in a trap or snare on the same day you have flown.*

AREA	OPEN SEASON	LIMIT
Units 6, 7 and 15	Nov. 10 - Mar. 31	No limit
Unit 14C.....	Nov. 10 - Feb. 28.....	No limit

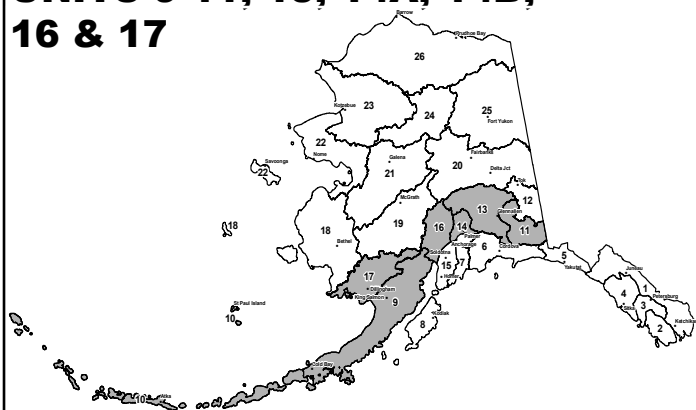
WOLVERINE*

- *Wolverine must be sealed within 30 days after the close of the season.*
- *You may not shoot or assist in shooting a wolverine until after 3:00 a.m. following a day in which you have flown in an airplane. However, you may shoot a wolverine caught in a trap or snare on the day you have flown.*

AREA	OPEN SEASON	LIMIT
Units 6-8 and 15	Nov. 10 - Feb. 28	No limit
Unit 14C.....	Nov. 10 - Jan. 31	2

* *Wolves and wolverine are classified as both big game and as furbearers. The Alaska Hunting Regulations apply if they are taken under a hunting license; the Alaska Trapping Regulations apply if they are taken under a trapping license.*

UNITS 9-11, 13, 14A, 14B, 16 & 17



The following areas are closed to the trapping as indicated:

- The McNeil River State Game Sanctuary and contiguous tidelands are closed to trapping.

- All islands within the Walrus Islands State Game Sanctuary as described in **AS 16.20.092**.

Unit 14A - Palmer -Wasilla Management Area, furbearers and fur animals taken under a trapping license may only be taken by trapping, snaring, muzzleloader, shotgun, air rifle, falconry or bow and arrow. Muzzleloader certification is required if using a muzzleloader.

BEAVER

- *Beaver taken in Units 9-11, 13, 14A, 14B and 17 must be sealed within 30 days after the close of the season.*
- *You may not disturb or destroy any beaver house or den.*
- *It is against the law to take beaver by any means other than a steel trap or snare except:*
 - in **Units 9 and 17** from April 15 - May 31, a firearm may be used to take 2 beaver per day provided that the meat is salvaged for human consumption.
 - in **Units 11, 13 and 16** from Sept. 25 - Nov. 9, you may take beaver only with submerged traps or snares.

AREA	OPEN SEASON	LIMIT
Unit 9 and 17	Oct. 10 - May 31	No limit
.....	Apr. 15 - May 31*	2 per day
<i>*During April 15 - May 31 only firearms may be used to take up to 2 beaver per day.</i>		
Unit 10		No open season
Units 11, 13 and 16	Sept. 25 - May 31	No limit
Units 14A and 14B	Nov. 10 - May 15	No limit

COYOTE

- *It is against the law to trap a coyote in Units 9, 13, 14B, 16 and 17 during April or October and in Units 13 and 16 from Nov. 1-Nov. 9, with a steel trap or with a snare smaller than 3/32 inch in diameter.*
- *You may shoot a coyote on the same day that you have flown in an airplane if the coyote is either caught in a trap or snare or you are more than 300 feet from the airplane.*

AREA	OPEN SEASON	LIMIT
Units 10, 11 and 14A	Nov. 10 - Mar. 31	No limit
Unit 9	Oct. 1 - Apr. 30	No limit
Units 13 and 16	Oct. 15 - Apr. 30	No limit
Units 14B, 17	Nov. 10 - Apr. 30	No limit

ARCTIC FOX (white and blue color phases)

- *You may shoot a fox on the same day that you have flown in an airplane if the fox is either caught in a trap or snare or you are more than 300 feet from the airplane.*

AREA	OPEN SEASON	LIMIT
Units 9 and 10	Nov. 10 - Feb. 28	No limit
Unit 17	Nov. 10 - Mar. 31	No limit

RED FOX (including cross, black, and silver color phases)

- You may shoot a fox on the same day that you have flown in an airplane if the fox is either caught in a trap or snare or you are more than 300 feet from the airplane.*

AREA	OPEN SEASON	LIMIT
Units 9-11, 13, 14A, 14B, and 16.....	Nov. 10 - Feb. 28	No limit
Unit 17	Nov. 10 - Mar. 31.....	No limit

LYNX

- Lynx must be sealed within 30 days after the close of the season.*
- You may shoot a lynx on the same day that you have flown in an airplane if the lynx is either caught in a trap or snare or you are more than 300 feet from the airplane.*
- Seasons for Units 11, 13, 14A, 14B and 16 may be closed by emergency order. Seasons will be reviewed and possibly modified annually.*

AREA	OPEN SEASON	LIMIT
Unit 10	No open season	
Units 9A, 9C, 9D, 9E, 11 and 13	Nov. 10 - Feb. 28.....	No limit
Units 14A, 14B and 16.....	Dec. 15 - Jan. 31.....	No limit
Units 9B and 17	Nov. 10 - Mar. 31.....	No limit

MARTEN

- Marten taken in Units 14A, 14B and 16 must be sealed within 30 days after the close of the season.*

AREA	OPEN SEASON	LIMIT
Unit 14A.....	Nov. 10 - Dec. 31	No limit
Units 14B and 16.....	Nov. 10 - Jan. 31	No limit
Units 9, 11, 13 and 17.....	Nov. 10 - Feb. 28	No limit

MINK & WEASEL (least and short-tailed)

AREA	OPEN SEASON	LIMIT
Units 14A, 14B and 16.....	Nov. 10 - Jan. 31	No limit
Units 9-11, 13, and 17	Nov. 10 - Feb. 28	No limit

MUSKRAT

AREA	OPEN SEASON	LIMIT
Units 9-11, and 16	Nov. 10 - Jun. 10	No limit
Units 14A and 14B.....	Nov. 10 - May 15	No limit
Unit 13	Sept. 25 - June 10	No limit
Unit 17	Nov. 10 - Mar. 31	No limit

RIVER OTTER

- *Otter must be sealed within 30 days after the close of the season.*
- *When the season is closed on mink and marten in the unit where you are trapping otter, you may only use snares or traps with an inside jaw spread of at least 5 7/8 inches (Killer - style or foothold).*

AREA	OPEN SEASON	LIMIT
Units 9-11, 13, 14A, 14B, 16, and 17.....	Nov. 10 - Mar. 31	No limit

SQUIRREL & MARMOT

(RED, FLYING AND GROUND (PARKA) SQUIRRELS; MARMOTS AND WOODCHUCKS)

AREA	OPEN SEASON	LIMIT
Units 9-11, 13, 14A, 14B, 16 and 17.....	No closed season	No limit

WOLF*

- *Wolves must be sealed within 30 days after the close of the season.*
- *You may not shoot or assist in shooting a wolf until after 3:00 a.m. following a day in which you have flown in an airplane. However, you may shoot a wolf caught in a trap or snare on the same day you have flown.*
- *It is against the law to trap a wolf in Units 9, 14B, 16 and 17 in October or April with a steel trap or with a snare smaller than 3/32 inch in diameter.*
- *It is against the law to trap a wolf in Units 13 and 16 between Oct. 15- Nov. 9, or in April, with a steel trap or with a snare smaller than 3/32 inch in diameter.*
- *In Units 9B, 9C, 9E and 17, snowmachines and ATVs may be used to position trappers to take wolves during trapping seasons, provided the animals are not shot from a moving snowmachine or ATV. Use of snowmachines and ATVs is not allowed on National Park Service or National Wildlife Refuge lands that have not been approved by the agencies.*

AREA	OPEN SEASON	LIMIT
Units 11 and 14A	Nov. 10 - Mar. 31	No limit
Unit 9	Aug. 10 - June 30	No limit
Unit 10	Nov. 10 - June 30	No limit
Units 13 and 16	Oct. 15 - Apr. 30.....	No limit
Units 14B and 17	Nov. 10 - Apr. 30.....	No limit

* Wolves and wolverine are classified as both big game and as furbearers. The Alaska Hunting Regulations apply if they are taken under a hunting license; the Alaska Trapping Regulations apply if they are taken under a trapping license.

WOLVERINE*

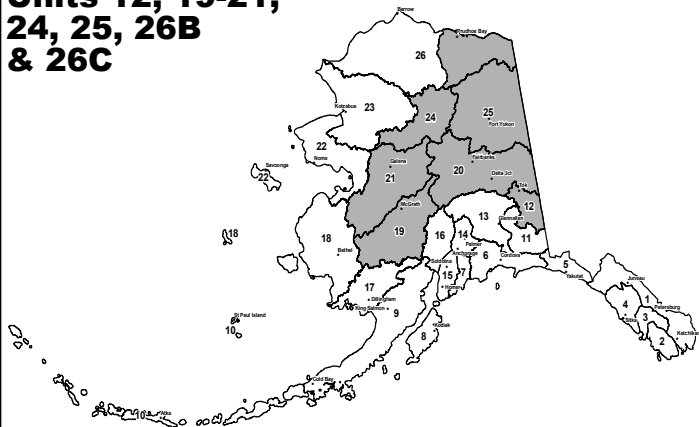
- *Wolverine must be sealed within 30 days after the close of the season.*
- *You may not shoot or assist in shooting a wolverine until after 3:00 a.m. following a day in which you have flown in an airplane. However, you may shoot a wolverine caught in a trap or snare on the day you have flown.*

AREA	OPEN SEASON	LIMIT
Units 9A, 9C, 9D, 9E, 10, and 16B	Nov. 10 - Feb. 28	No limit
Units 11 and 13.....	Nov. 10 - Jan. 31	No limit
Unit 14A.....	Dec. 15 - Jan. 31	2
Units 14B and 16A.....	Nov. 10 - Jan. 31	2
Units 9B and 17	Nov. 10 - Mar. 31	No limit

** Wolves and wolverine are classified as both big game and as furbearers. The Alaska Hunting Regulations apply if they are taken under a hunting license; the Alaska Trapping Regulations apply if they are taken under a trapping license.*

INTERIOR/NORTHEAST ALASKA

Units 12, 19-21, 24, 25, 26B & 26C



ADDITIONAL RESTRICTIONS

UNITS 12 and 20E: You **MAY NOT** trap within one-quarter mile of any publicly maintained road, by using a snare with a cable diameter of 3/32 inch or larger that is set out of water, unless the snare has been individually marked with a permanent metal tag upon which is stamped or permanently etched the trapper's name and address, or the trapper's permanent identification number, or is set within 50 yards of a sign that lists the trapper's name and address, or the trapper's permanent identification number; the trapper must use the trapper's Alaska driver's license number or state identification card number as the required permanent identification number; if a trapper chooses to place a sign at a snaring site rather than tagging individual snares, the sign must be at least 3 inches by 5 inches in size, be clearly visible, and have numbers and letters that are at least one-half inch high and one-eighth inch wide in a color that contrasts with the color of the sign.

UNIT 20B, trapping is allowed in **Creamer's Field Migratory Waterfowl Refuge** by registration only at ADF&G, Fairbanks.

BEAVER

- *You may not disturb or destroy any beaver house or den.*
- *You may not take beaver by any means other than steel trap or snare except:*
 - *in Units 12, 19, 20A, 20C, 20E, 20F, 21, 24, and 25, a firearm or bow and arrow may be used to take beaver during the seasons and with bag limits established in regulation.*
 - *in Units 20D and the remainder of 20B from Sept. 25 to Oct. 31 and from April 16 to May 31 you may take beaver only with submerged traps or snares.*

AREA	OPEN SEASON	LIMIT
Units 12, 20A, 20C, 20E, and 20F	Sept. 15 - Jun 10	No limit
Units 19, 21, 24 and 25	Sept. 1 - Jun 10	No limit
Units 20D and remainder of 20B	Sept 25 - May 31	No limit
Unit 20B, that portion of the Chena River downstream from its confluence with the Little Chena River and Creamer's Field Migratory Waterfowl Refuge		
		No open season
<i>However, the department may set seasons and bag limits by permit only to reduce problems caused by high beaver populations.</i>		
Unit 26B and 26C		No open season

COYOTE

- *It is against the law to trap a coyote in Units 12 and 20E during April or October with a steel trap or with a snare smaller than 3/32 inch in diameter.*
- *You may shoot a coyote on the same day that you have flown in an airplane if the coyote is either caught in a trap or snare or you are more than 300 feet from the airplane.*

AREA	OPEN SEASON	LIMIT
Units 12 and 20E	Oct. 15 - Apr. 30	No limit
Units 19, 20 (except 20E), 21, 24, and 25	Nov. 1 - Mar. 31	No limit
Units 26B and 26C	Nov. 1 - Apr. 15	No limit

ARCTIC FOX (white and blue color phases)

- You may shoot a fox on the same day that you have flown in an airplane if the fox is either caught in a trap or snare or you are more than 300 feet from the airplane.*

AREA	OPEN SEASON	LIMIT
Units 24 and 25	Nov. 1 - Feb. 28	No limit
Units 26B and 26C	Nov. 1 - Apr. 15	No limit

RED FOX (including cross, black, and silver color phases)

- You may shoot a fox on the same day that you have flown in an airplane if the fox is either caught in a trap or snare or you are more than 300 feet from the airplane.*

AREA	OPEN SEASON	LIMIT
Units 12 and 20E	Nov. 1 - Mar. 15	No limit
Units 20 (except 20E) 21, 24, and 25	Nov. 1 - Feb. 28	No limit
Unit 19	Nov. 1 - Mar. 31	No limit
Units 26B and 26C	Nov. 1 - Apr. 15	No limit

LYNX

- Lynx must be sealed within 30 days after the close of the season.*
- You may shoot a lynx on the same day that you have flown in an airplane if the lynx is either caught in a trap or snare or you are more than 300 feet from the airplane.*

AREA	OPEN SEASON	LIMIT
Units 12, 20 and 25C	Nov. 1 - Mar. 15	No limit
Units 19, 21, 24, 25A, 25B, and 25D	Nov. 1 - Feb. 28	No limit
Units 26B and 26C	Nov. 1 - Apr. 15	No limit

MARTEN

AREA	OPEN SEASON	LIMIT
Units 12, 19-21, 24, and 25	Nov. 1 - Feb. 28	No limit
Unit 26B and 26C	Nov. 1 - Apr. 15	No limit

MINK & WEASEL (least and short-tailed)

AREA	OPEN SEASON	LIMIT
Units 12, 19-21, 24, and 25	Nov. 1 - Feb. 28	No limit
Units 26B and 26C	Nov. 1 - Apr. 15	No limit

MUSKRAT

AREA	OPEN SEASON	LIMIT
Units 19, Unit 20 (except 20E), 21, 24, 25, 26B and 26C	Nov. 1 - Jun. 10	No limit
Units 12 and 20E	Sept. 20 - Jun. 10	No limit

RIVER OTTER

- *Otter must be sealed within 30 days after the close of the season.*
- *When the season is closed on mink and marten in the unit where you are trapping otter, you may only use snares or traps with an inside jaw spread of at least 5 7/8 inches (Killer - style or foothold).*

AREA	OPEN SEASON	LIMIT
Units 12, 19-21, 24, 25, 26B and 26C	Nov. 1 - Apr. 15	No limit

SQUIRREL & MARMOT

(red, flying, and ground (parka) squirrels; marmots and woodchucks)

AREA	OPEN SEASON	LIMIT
Units 12, 19-21, 24, 25, 26B and 26C	No closed season	No limit

WOLF*

- *Wolves must be sealed within 30 days after the close of the season.*
- *It is against the law to trap a wolf with a steel trap or with a snare smaller than 3/32 inch in diameter in Units 12, 19D, 20D, and 20E during April or October, or in Units 19 (except 19D), 20 (except 20D and 20E), 21, 24, and 25, during April.*
- *You may not shoot or assist in shooting a wolf until after 3:00 a.m. following a day in which you have flown in an airplane. However, you may shoot a wolf caught in a trap or snare on the same day you have flown.*

WOLF* CONTINUED

- Units 19, 21, 24, 25C, and 25D: *snowmachines may be used to position trappers to take wolves during trapping seasons provided the animals are not shot from a moving snowmachine.*
- Unit 25C: *an ATV may be used to position trappers to take wolves during trapping seasons provided the animals are not shot from a moving ATV.*

AREA	OPEN SEASON	LIMIT
Units 19D, 21A, and 25D	Oct. 1 - Apr. 30	No limit
Units 19A, 19B, 19C, 20A, 20B, 20C, 20F, 21B, 21C, 21D, 21E, 24, 25A, 25B, 25C, 26B and 26C.....	Nov. 1 - Apr. 30	No limit
Units 12, 20D and 20E	Oct. 15 - Apr. 30	No limit

WOLVERINE*

- *Wolverine must be sealed within 30 days after the close of the season.*
- *You may not shoot or assist in shooting a wolverine until after 3:00 a.m. following a day in which you have flown in an airplane. However, you may shoot a wolverine caught in a trap or snare on the same day you have flown.*

AREA	OPEN SEASON	LIMIT
Units 12 and 20E	Nov. 1 - Mar. 15	No limit
Units 19, 21, 24, and 25A, 25B, 25D	Nov. 1 - Mar. 31	No limit
Units 20A, 20B, 20C, 20D, 20F, and 25C	Nov. 1 - Feb. 28	No limit
Units 26B and 26C	Nov. 1 - Apr. 15	No limit

* Wolves and wolverine are classified as both big game and as furbearers. The Alaska Hunting Regulations apply if they are taken under a hunting license; the Alaska Trapping Regulations apply if they are taken under a trapping license.

Rabies Information

Department of Health and Social Services, Division of Public Health

Rabies is a viral disease of the central nervous system which occurs in wild animal populations and is nearly always fatal. Humans can become infected through the bite of a rabies-infected animal (generally a fox, wolf, or dog) or through exposure of an open cut or scratch to saliva of an infected animal. For this reason, plastic or rubber gloves should be worn when skinning foxes or wolves.

Most diseased animals act strangely; being unnaturally withdrawn, overly friendly or "mad." The latter action, one in which the animal will bite or attack anything including other animals, people or objects, is most often associated with rabies. "Dumb" rabies also occurs, however, and should be recognized as being equally dangerous. Paralysis, usually of the lower jaw, is its first recognizable symptom.

If you are bitten by an animal suspected to be rabid, wash the wound thoroughly with copious amounts of soap and water and seek medical aid immediately.

If exposed or bitten by a domestic animal suspected of being rabid the animal should be confined for a minimum of 10 days—if it shows signs of disease, local health officials should be notified. To confirm presence of rabies in a wild animal, send the frozen, undamaged head to a virology laboratory, using the following procedures:

- (1) Wear plastic or rubber gloves when handling animals;
- (2) Wrap head in absorbent materials and place in plastic bag—secure bag;
- (3) Place plastic bag in leak-proof container with some refrigerant material;
- (4) Remove gloves and wash hands—burn gloves;
- (5) Wrap package and freeze immediately if possible. Call the number listed below for information on mailing. When mailing, mark package PERISHABLE and ship prepaid via fastest means to laboratory. Call laboratory and notify as to flight and arrival time. Specimens from animals suspected to be rabid should be sent to Alaska State Virology Laboratory

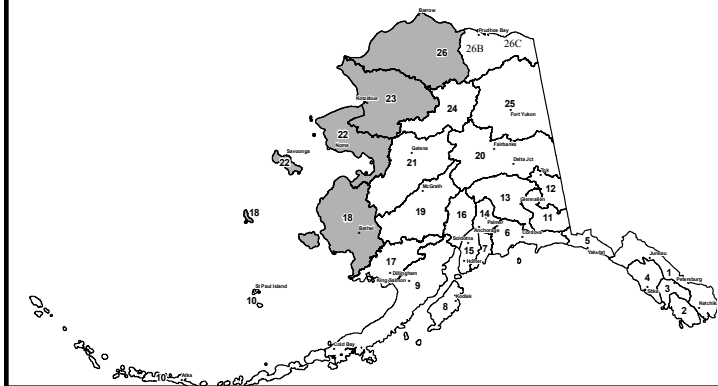
Arctic Health Research Bldg., Room 239
UAF Fairbanks, AK 99775-7080
Telephone: 907-474-7017
Rapid reports Message 1-800-478-1700



Questions regarding treatment of human exposures should be immediately referred to the Department of Health and Social Services, Epidemiology Section. For more information call 907-269-8000 or 1-800-478-0084.

WESTERN ALASKA

Units 18, 22, 23 and 26A



ADDITIONAL RESTRICTIONS

Unit 18, taking game under provisions of either a hunting or trapping license using a shotgun or loose shot in a muzzleloading firearm is **ONLY ALLOWED** using nontoxic shot size T, or .20 size or smaller, and hunters may not be in immediate possession of lead shot. Lead shot size T, .20 size, or smaller is prohibited. with any lead shot size T or .20 or smaller while in the possession of lead shot, is prohibited.

BEAVER

- *You may not disturb or destroy any beaver house or den.*
- *It is against the law to take beaver by any means other than a steel trap or snare except that you may shoot up to the established bag limit in Units 18, 22, and 23 throughout the season provided that either the meat or hide is salvaged.*
- *In Unit 22 from June 11 - Sept. 15, taking beaver by any means other than a firearm is prohibited.*

AREA	OPEN SEASON	LIMIT
Units 18, 22, and 23	No closed season	No limit
Unit 26A.....	No open season	

COYOTE

- You may shoot a coyote on the same day that you have flown in an airplane if the coyote is either caught in a trap or snare or you are more than 300 feet from the airplane.*

AREA	OPEN SEASON	LIMIT
Unit 18.....	Nov. 10 - Mar. 31	No limit
Units 22, 23, and 26A.....	Nov. 1 - Apr. 15	No limit

ARCTIC FOX (white and blue color phases)

- You may shoot a fox on the same day that you have flown in an airplane if the fox is either caught in a trap or snare or you are more than 300 feet from the airplane.*

AREA	OPEN SEASON	LIMIT
Unit 18.....	Nov. 10 - Mar. 31	No limit
Units 22, 23, and 26A.....	Nov. 1 - Apr. 15	No limit

RED FOX (including cross, black, and silver color phases)

- You may shoot a fox on the same day that you have flown in an airplane if the fox is either caught in a trap or snare or you are more than 300 feet from the airplane.*

AREA	OPEN SEASON	LIMIT
Unit 18.....	Nov. 10 - Mar. 31	No limit
Units 22, 23, and 26A.....	Nov. 1 - Apr. 15	No limit

LYNX

- Lynx must be sealed within 30 days after the close of the season.*
- You may shoot a lynx on the same day that you have flown in an airplane if the lynx is either caught in a trap or snare or you are more than 300 feet from the airplane.*

AREA	OPEN SEASON	LIMIT
Unit 18.....	Nov. 10 - Mar. 31	No limit
Units 22, 23, and 26A.....	Nov. 1 - Apr. 15	No limit

MARTEN

AREA	OPEN SEASON	LIMIT
Unit 18	Nov. 10 - Mar. 31	No limit
Units 22, 23, and 26A	Nov. 1 - Apr. 15	No limit

MINK & WEASEL (least and short-tailed)

AREA	OPEN SEASON	LIMIT
Unit 18	Nov. 10 - Mar. 31	No limit
Units 22, 23 and 26A	Nov. 1 - Apr. 15	No limit

MUSKRAT

- *In Unit 23 from June 11 - Oct. 31, taking muskrat by any means other than a firearm is prohibited.*

AREA	OPEN SEASON	LIMIT
Units 18 and 23	No closed season	No limit
Units 22 and 26A	Nov. 1 - Jun. 10	No limit

RIVER OTTER

- *Otter must be sealed within 30 days after the close of the season.*
- *When the season is closed on mink and marten in the unit where you are trapping otter, you may only use snares or traps with an inside jaw spread of at least 5 7/8 inches (Killer-style or foothold).*

AREA	OPEN SEASON	LIMIT
Unit 18	Nov. 10 - Mar. 31	No limit
Units 22, 23, and 26A	Nov. 1 - Apr. 15	No limit

SQUIRREL & MARMOT

(red, flying, and ground (parka) squirrels; marmots and woodchucks)

AREA	OPEN SEASON	LIMIT
Units 18, 22, 23, and 26A	No closed season	No limit

WOLF*

- *Wolves must be sealed within 30 days after the close of the season.*
- *You may not shoot or assist in shooting a wolf until after 3:00 a.m. following a day in which you have flown in an airplane. However, you may shoot a wolf caught in a trap or snare on the same day you have flown*
- *Unit 18: snowmachines may be used to position trappers for taking wolves during trapping seasons provided the animals are not shot from a moving snowmachine.*

AREA	OPEN SEASON	LIMIT
Unit 18	Nov. 10 - Mar. 31	No limit
Units 22, 23, and 26A	Nov. 1 - Apr. 30	No limit

WOLVERINE*

- *Wolverine must be sealed within 30 days after the close of the season.*
- *You may not shoot or assist in shooting a wolverine until after 3:00 a.m. following a day in which you have flown in an airplane. However, you may shoot a wolverine caught in a trap or snare on the same day you have flown.*

AREA	OPEN SEASON	LIMIT
Unit 18	Nov. 10 - Mar. 31	No limit
Units 22, 23, and 26A	Nov. 1 - Apr. 15	No limit

* *Wolves and wolverine are classified as both big game and as furbearers. The Alaska Hunting Regulations apply if they are taken under a hunting license; the Alaska Trapping Regulations apply if they are taken under a trapping license.*

Temporary Furbearer Sealing Certificate

(must be used to mail fur to a fursealer (Alaskan furbuyer or ADF&G). Record only fur that requires sealing)

Instructions for Trappers/Hunters: If a trapper cannot accompany his furs in person to be sealed, he must fill out and sign this form, and it must accompany the furs to the place of sealing. Group furs by species, area, take, transportation, and pack size (if applicable). Fill out all the spaces, including signature and date. Mark furs so that the sealer can associate them with a line on this certificate.

Name _____ License No. _____ License year _____

Mailing Address _____ License type ☐ AK RESIDENT ☐ NON-RESIDENT

_____ ☐ HUNTING ☐ TRAPPING ☐ COMBINED

_____ Driver License State _____ No. _____

Method of Take

1. Ground shooting
2. Trapping
3. Snaring
4. Other (Specify)

Method of Transportation on trapline

- | | |
|----------------|-----------------------|
| 1. Airplane | 5. Snowmachine |
| 2. Horse/Dog | 6. Offroad Vehicle |
| 3. Boat | 7. Highway Vehicle |
| 4. 3/4 wheeler | 8. Skis/snowshoe/foot |

Falsification of information on this form is punishable under AS11.56.210(a). I certify that the information provided herein is accurate and true to the best of my knowledge .

✍ Trapper/ Hunter Signature

Date

(Form continued on reverse)

Group No.	No. of Pelts	Species	GMU/ Subunit	Drainage/ Specific Area	Taken Mo/Yr	Method of Take/ Trans	(Wolf) # in pack
1							
2							
3							
4							
5							
6							
7							
8							
9							
10							

**Protect Alaska's
Valuable Resources**

**REPORT FISH &
WILDLIFE VIOLATIONS
(800) 478-3377**



**Take Aim on Violations
Alaska Fish & Wildlife Safeguard**

(See page 6 for more information on Violation Reporting.)

Code of Ethics

A Trapper's Responsibility

1. **Respect the other trapper's "grounds" — particularly brushed, maintained traplines with a history of use.**
2. **Check traps regularly.**
3. **Promote trapping methods that will reduce the possibility of catching nontarget animals.**
4. **Obtain landowners' permission before trapping on private property.**
5. **Know and use proper releasing and killing methods.**
6. **Develop set location methods to prevent losses.**
7. **Trap in the most humane way possible.**
8. **Dispose of animal carcasses properly.**
9. **Concentrate trapping in areas where animals are overabundant for the supporting habitat.**
10. **Promptly report the presence of diseased animals to wildlife authorities.**
11. **Assist landowners who are having problems with predators and other furbearers that have become a nuisance.**
12. **Support and help train new trappers in trapping ethics, methods and means, conservation, fur handling, and marketing.**
13. **Obey all trapping regulations, and support strict enforcement by reporting violations.**
14. **Support and promote sound furbearer management.**

The Code of Ethics is reprinted from the Alaska Trappers Manual.

The manual was created in a joint effort by the Alaska Trappers Association and the Alaska Department of Fish and Game.