Alaska Resources Library & Information Services

Susitna-Watana Hydroelectric Project Document
ARLIS Uniform Cover Page

Title: Susitna Hydro transmission study, EPS Job #09-0254	**SuWa 193**
Author(s) – Personal: Prepared by James W. Cote, David W. Burlingame, Kelly Ridge	
Author(s) – Corporate: Electric Power Systems, Inc.	
AEA-identified category, if specified:	
AEA-identified series, if specified:	
Series (ARLIS-assigned report number): Susitna-Watana Hydroelectric Project document number 193	**Existing numbers on document:** EPS Job #09-0254
Published by: Redmond, WA : Electric Power Systems, Inc., [2009]	**Date published:** October 22, 2009
Published for: Prepared for Alaska Energy Authority	**Date or date range of report:**
Volume and/or Part numbers:	**Final or Draft status, as indicated:**
Document type:	**Pagination:** iii, 12, [236] p.
Related work(s):	**Pages added/changed by ARLIS:**
Notes: From the Alaska Energy Authority's Susitna Reports webpage (September 23, 2013).	

All reports in the Susitna-Watana Hydroelectric Project Document series include an ARLIS-produced cover page and an ARLIS-assigned number for uniformity and citability. All reports are posted online at http://www.arlis.org/resources/susitna-watana/

ARLIS
Alaska Resources Library & Information Services

SUSITNA-WATANA HYDRO

Susitna Hydro Transmission Study

EPS Job #09-0254

Prepared for:

Alaska Energy Authority

Prepared by:

Dr. James W. Cote, P.E.

David W. Burlingame, P.E.

Kelly Ridge

ELECTRIC POWER SYSTEMS, INC.

4020 148th Ave. N.E. Suite C

Redmond, WA 98052

October 22, 2009

SUMMARY OF CHANGES

Revision Number	Revision Date	Revision Description
0	Oct 22, 2009	Initial Release

TABLE OF CONTENTS

1 Executive Summary 1

2 Introduction 3

3 Power Flow Base Cases and Modeling Issues 3

4 Transient Stability Cases 6

5 Transmission Cost Estimates 9

6 Conclusions 10

Appendix A – Power Flow One Line Diagrams 11

Appendix B – Stability Plots 12

1 Executive Summary

Electric Power Systems, Inc. (EPS) studied the feasibility of adding a new hydro generation plant at Susitna. Both 420 MW and 600 MW plant sizes were evaluated. The study evaluated the feasibility of the project and performed a phase one study of the required system improvements necessary to support the new generation and transmission.

The study indicates that the project is feasible. Numerous transmission system improvements are required to support the proposed generation. Transmission improvements from Fairbanks to the Mat-Su valley will be required, as listed below.

- New Gold Creek 230 kV substation along the existing Railbelt 138 kV Northern Intertie at Gold Creek.
- Three new 230 kV lines between Gold Creek and the Susitna Hydro Plant.
- The existing 138 kV line from Healy to Douglas will need to be converted to 230 kV.
- Two new 230 kV lines connecting Douglas to the new substation at Gold Creek.
- A new 230 kV line between Gold Creek and Healy.
- A new 230 kV bus is required at Healy substation.
- The existing 138 kV bus sections at Cantwell, Stevens, and Douglas must be converted to 230 kV along with the substation step down transformers.
- The Healy - Wilson 138 kV will be converted to 230 kV operation.
- Two new 100 MVA, 230 / 138 kV transformers will be required at Wilson.
- The existing Healy – Gold Hill 138 kV line will need to be upgraded to 230 kV operation.
- The conversion of the Ester and Nenana substations to 230 kV will be required.
- Two new 100 MVA 230 / 138 kV transformers will be required at Gold Hill.
- Two new static VAR compensation (SVC) devices will be required to support the project. The SVCs will most likely be required at Healy and Douglas, interconnecting at 230 kV.
- A new 230 kV substation at Lorraine was added. This substation intersects the Pt. MacKenzie - West Terminal – East Terminal – Plant 2 230 kV line and the Pt. MacKenzie - Teeland 230 kV line.
- A new 230 kV line from Pt. MacKenzie to Douglas was added.
- A new 230 kV line from Lorraine to Douglas was added.

Some modifications to the spinning reserve policies and to the underfrequency load shedding schemes will also be necessary.

The estimated costs of the transmission and substation projects are as follows (in millions):

- Triple Circuit From Devils Canyon to Gold Creek - $47.4
- Single Circuit 230 kV Gold Creek – Healy - $153.3
- Double circuit 230 kV Gold Creek – Douglas - $192.1
- Single Circuit 230 kV Douglas – Teeland - $37.9
- Double Circuit 230 kV Douglas – Lorraine - $117.0
- Single Circuit 230 kV Lorraine – Pt MacKenzie - $7.3
- Convert 138 kV Healy – Gold Hill 230 kV line - $149.2
- Pt MacKenzie Modifications - $2.4
- Lorraine Substation - $13.4

• Douglas Station	-	$14.3
• Teeland Station	-	$1.0
• Gold Creek Station	-	$17.0
• Healy Station	-	$5.6
• Wilson Station	-	$6.5
• Nenana/Ester stations	-	$6.0
• Intertie Transformers	-	$7.0
• SVC systems	-	$52.0
• Devils Canyon Substation (exc transformers)	-	$9.5
• Unidentified projects	-	$50.0
Total Susitna Integration Costs	-	$888.9

The identified projects are those that are required as a result of a high-level screening study of the Susitna Hydroelectric project. These projects include the major infrastructure necessary to integrate the Susitna project into the Railbelt. However, there will be many projects, such as communications improvements required for relaying and control, control and monitoring (Supervisory Control And Data Acquisition) and minor transmission and substation improvements that will be required to strengthen the interconnected grid of the Railbelt. These projects cannot be identified by a high level screening study, but are estimated at $50.0 in the above summary.

It should also be pointed out that certain improvements not included in the above list would be required if slightly different generation dispatches were utilized in the study. The study assumed 200 MW of the Susitna project was utilized in the Fairbanks area and 400 MW was used in the Anchorage/Kenai area. Differences in the actual power flow out of Susitna could result in significant changes to the list of recommended projects. Power flow above 400 MW to the Anchorage and Kenai areas may require transmission improvements from the Pt. MacKenzie, Lorraine, Teeland area into the Anchorage area and from Anchorage to the Kenai Peninsula.

In all the power flows used in the study, Bradley Lake was required to be dispatched. Absent the energy from Bradley Lake, acceptable power flows and system stability achieved in the study would not be possible unless a Kenai gas-fired resource was used in Bradley's place. Without the addition of the Southern Intertie, the Kenai will be subject to essentially the same generation restrictions that exist today. In order to alleviate Kenai "must run" generation, the Southern Intertie would be required to optimally utilize the energy of Susitna on the Kenai Peninsula.

2 Introduction

The Alaska Energy Authority (AEA) has asked Electric Power Systems, Inc (EPS) to determine the required system improvements to the Railbelt electrical system to support the proposed Susitna Hydroelectric Project (Project). Specifically, this study evaluated the feasibility of the Susitna project and identified the basic electrical infrastructure improvements necessary to support the project.

EPS evaluated the operation of the Railbelt electrical system with the addition of the project in the 2020 time frame. EPS studied two generation levels for the project, 420 MW and 600 MW. The project interconnects with the existing Railbelt system along the existing Anchorage – Fairbanks Intertie, between Cantwell and Stevens substations.

The report is separated into two sections, the first is the electrical studies required to identify the Railbelt improvements necessary to support the Susitna Project and the second part includes feasibility level costs estimates for the projects identified in the studies.

3 Power Flow Base Cases and Modeling Issues

EPS created three power flow base cases, representing the 2020 winter peak, 2020 summer peak, and 2020 summer valley load condition. Additionally, two levels of generation at Susitna were evaluated; a 420 MW and a 600 MW level. This resulted in a total of six power flow base cases.

The Railbelt power flow base cases used for this study are the 2015 planning cases developed for previous studies for the Railbelt Intertie Operating Committee (IOC). The planning cases have load levels representative of the 2020 time frame within reasonable estimates of the load growth. The power flow model also includes various generation and transmission upgrades to the Railbelt, expected to be in place by 2020. These improvements are outlined below.

Load Updates

The system loads were updated to a 2020 level based on load forecasts.

Generation Updates

Three combustion turbines (CTs) and one heat recovery steam generator (HRSG) generator were added at the new International substation (ITSS) within Chugach (CEA). The generators are configured as one stand-alone CT plus a 2x1 configuration(two CTs feeding waste heat to one steam turbine (ST)).

Three combustion turbines and one HRSG generator were added at Eklutna substation within MEA. The generators were configured as one stand-alone CT plus a 2x1 CT / HRSG configuration.

Beluga unit #8 is decommissioned in the CEA area.

The Nikiski Solars units are decommissioned in the HEA area.

Transmission Updates

The AMLP Substation #14 (115 kV) substation was built out to remove a tapped line within the AMLP system. The AMLP A.P.A. Switchyard (115 kV) substation was built out to remove a tapped line within the AMLP system. Substation #15 was also reconfigured to accommodate this change. A Fort Richardson (115 kV) substation was added with connections to Substation #20 and Plant 2. The Fort Richardson 34.5 kV substation was modified to connect to the North Sub substation.

CEA International Substation (138 kV) was built out to remove bus ties, reconfigure the bus structure, add breaker positions, and remove tapped line configurations. A 138 kV transmission line from Retherford substation to University substation was added.

A second (express) 115 kV line was added between Briggs substation and Eklutna substation, within the MEA system.

Within HEA, the Tesoro 115 kV substation was expanded to remove a tapped line configuration to Bernice substation. A new Tesoro load bus was added. The Bernice 115 kV substation was built out to remove the Bernice tapped line segment. New load transformers were added at Bernice Lake substation. The Bernice Lake – Tesoro – Marathon - Beaver Creek - Soldotna 69 kV lines and subsystem was reconfigured to incorporate a new normal operating configuration. Sterling 115 kV and Pioneer 115 kV substations were added. A Diamond Ridge 69 kV substation load bus was added.

Susitna Generation Upgrades

Both proposed Susitna generation options were modeled. The Susitna units were modeled as three 140 MW units for the 420 MW cases or three 200 MW units for the 600 MW cases. This results in the loss of one of the Susitna units becoming the single largest contingency for the Railbelt. The capacity of the Susitna units required that the Railbelt carry at least 140 MW or 200 MW (depending on the generation scenario) of spinning reserve online. EPS created the six power flow dispatches with this new spinning reserve requirement. Table 1 below lists the dispatches that were used for this study.

The dispatch cases attempted to use Susitna at or near maximum as much as possible. Other hydro resources were typically dispatched, along with the most efficient new or proposed combustion turbines within the system.

Table 1 – Generation Dispatch

Bus Name	Susitna at 420 MW			Susitna at 600 MW		
	summer peak	summer valley	winter peak	summer peak	summer valley	winter peak
BES						
BRADLEY LAKE 1	30.6	21.0	35.4	30.9	19.0	43.5
BRADLEY LAKE 2	27.0	20.0	35.0	27.0	15.0	43.0
TESORO 1	3.0	3.0	3.0	3.0	3.0	3.0
TESORO 2	3.0	3.0	3.0	3.0	3.0	3.0
SUSITNA 1	140.0	130.0	140.0	200.0	140.0	200.0
SUSITNA 2	140.0	130.0	140.0	200.0	140.0	200.0
SUSITNA 3	140.0	130.0	140.0	200.0	140.0	200.0
AMLP #3						
AMLP #6	31.5		29.2			26.1
AMLP #7	65.0		73.4			65.7
Beluga 6			67.2			
Beluga 7			63.3			
ITSS #1						
ITSS #2	44.0	25.0	40.8	26.5		36.5
ITSS #3			40.8			36.5
ITSS #4	10.1	5.8	18.7	12.2		16.8
COOPER 1	4.0		8.0	2.0		3.0
COOPER 2	4.0		8.0	2.0		3.0
EKLUTNA 1	7.0		16.0	4.0		8.0
EKLUTNA 1	7.0		16.0	4.0		8.0
Healy	24.6	14.0	22.8	14.8	14.0	20.4
HCCP#2-G	54.5	30.0	50.4	32.8	30.0	45.2
B MILL#1	-4.0	-4.0	-4.0	-4.0	-4.0	-4.0
B MILL#2	-4.0	-4.0	-4.0	-4.0	-4.0	-4.0
NORTH POLE 1						
NORTH POLE 2						
NPCC 1	36.3		42.0	21.9		38.7
NPCC 2	8.9		10.6	5.4		9.5
Total Generation	772.6	503.8	995.6	781.5	496.0	1001.9

Susitna Transmission Upgrades

To accommodate the addition of the Susitna project, several transmission improvements to the Railbelt are required. These are described below.

- A new substation was added along the existing Railbelt 138 kV Northern Intertie at Gold Creek. This is the point of interconnection for the Susitna Hydro Project.
- From Gold Creek, three 230 kV lines run seven miles to the Susitna Hydro Plant.
- The substation at Gold Creek intercepts the existing northern Intertie that runs between Teeland and Healy. The existing 138 kV line from Healy to Douglas is built to a 345 kV design, but operated at 138 kV. This section of the line will need to be converted to 230 kV operation, and was converted in the model.

- Two additional 230 kV lines were added to the power flow model, directly connecting the Douglas substation to the new substation at Gold Creek.
- An additional 230 kV line was added from the new substation at Gold Creek to Healy.
- A new 230 kV bus is required at Healy substation.
- The existing 138 kV bus sections at Cantwell, Stevens, and Douglas were converted to 230 kV and the substation step down transformers were changed to 230 kV on the high side.
- The Healy to Wilson 138 kV was converted to 230 kV operation and moved to the new 230 kV Healy bus.
- Two 100 MVA, 230 / 138 kV transformers were added at Wilson.
- Two new static VAR compensation (SVC) devices were added to support the new Susitna generation and transmission. A new 200 MVAR SVC was added at the new Healy 230 kV bus and a new 200 MVAR SVC was added at the upgraded Douglas 230 kV bus.
- A new 230 kV substation at Lorraine was added. This substation intersects the Pt. MacKenzie - West Terminal – East Terminal – Plant 2 230 kV line and the Pt. MacKenzie - Teeland 230 kV line.
- A new 230 kV line from Pt. MacKenzie to Douglas was added.
- A new 230 kV line from Lorraine to Douglas was added.
- The study results eventually indicated that the existing Healy – Gold Hill 138 kV line will also need to be upgraded to 230 kV operation (will require re-conductoring). This will also necessitate the conversion of the Ester and Nenana substations from 138 kV to 230 kV, and will require adding two 100 MVA 230 / 138 kV transformers at Gold Hill.

One line diagrams showing the 2020 Railbelt system with the changes mentioned above are included in appendix A.

4 Transient Stability Cases

Standard IEEE dynamic stability models for the generator, turbine, and excitation models of the Susitna units were used. IEEE standard models were also used for the new SVC's added at Douglas and Healy.

EPS ran several line faults and unit trips to determine the impact that the new Susitna generation would have on the Railbelt. Below is a description of the line fault and trip contingencies run for this study.

L1. Fault on Susitna - Gold Creek 230 kV line at 1 second, near the Susitna end. Fault cleared at 5 cycles.
L2. Fault on Gold Creek - Healy 230 kV line at 1 second, near the Gold Creek end. Fault cleared at 5 cycles.
L3. Fault on Healy - Wilson 230 kV line at 1 second, near the Healy end. Fault cleared at 5 cycles.
L4. Fault on Healy - Nenana 138 kV line at 1 second, near the Healy end. Fault cleared at 5 cycles.
L5. Fault on Gold Creek - Douglas 230 kV line at 1 second, near the Gold Creek end. Fault cleared at 5 cycles.
L6. Fault on Teeland - Douglas 230 kV line at 1 second, near the Teeland end. Fault cleared at 5 cycles.

L7. Fault on Lorraine - West Terminal 230 kV line at 1 second, near the Lorraine end. Fault cleared at 5 cycles.
L8. Fault on Pt MacKenzie - International 138 kV line at 1 second, near the Pt MacKenzie end. Fault cleared at 5 cycles.
L9. Fault on Teeland - Cottle 115 kV line at 1 second, near the Teeland end. Fault cleared at 6 cycles.
L10. Fault on Briggs - Plant 2 115 kV line at 1 second, near the Briggs end. Fault cleared at 5 cycles.
L11. Fault on Plant 2 - University 230 kV line at 1 second, near the Plant 2 end. Fault cleared at 5 cycles.
L12. Fault on University - Dave's Creek 115 kV line at 1 second, near the University end. Fault cleared at 6 cycles.
L13. Fault on Soldotna - Quartz Creek 115 kV line at 1 second, near the Soldotna end. Fault cleared at 6 cycles.

The following unit trip contingencies were also studied. Each scenario represents a unit trip (unit breaker opens) event.

G1. Susitna Unit #1 during the 420 MW loading cases (140 MW trip).
G2. Susitna Unit #1 during the 600 MW loading cases (200 MW trip).
G3. AML&P Plant 2 Unit #7
G4. Bradley Lake Unit #1
G5. International Substation Unit #2
G6. Healy Clean Coal
G7. North Pole Combined Cycle Unit #1

Table 2 lists the transient stability results for each of the contingencies described above.

Table 2 – Transient Stability Results

		420 MW Susitna			600 MW Susitna		
		summer peak	summer valley	winter peak	summer peak	summer valley	winter peak
Line Outages							
L1	Susitna-Gold Creek	stable	stable	stable	stable	stable	stable
L2	Gold Creek-Healy	stable	stable	stable	stable	stable	stable
L3	Healy-Wilson	unstable	unstable	unstable	unstable	unstable	unstable
L3 with 230 kV Healy-Goldhill build out	Healy-Wilson	stable	stable	stable	stable	stable	stable
L4	Healy-Nenana	stable	stable	stable	stable	stable	stable
L5	Gold Creek-Douglas	stable	stable	stable	stable	stable	stable
L6	Teeland-Douglas	stable	stable	stable	stable	stable	stable
L7	Lorraine-West Terminal	stable	stable	stable	stable	stable	stable
L8	Pt. MacKenzie-International	stable	stable	stable	stable	stable	stable
L9	Teeland-Cottle	stable	stable	stable	stable	stable	stable
L10	Briggs-Plant 2	stable	stable	stable	stable	stable	stable
L11	Plant 2-University	stable	stable	stable	stable	stable	stable
L12	University-Daves Creek	stable with load shedding	stable with load shedding	stable with load shedding	stable with load shedding	stable with load shedding	stable with load shedding
L13	Soldotna-Quartz Creek	stable with load shedding	stable with load shedding	stable with load shedding	stable with load shedding	stable with load shedding	stable with load shedding
Unit Trips							
G1	Susitna #1	stable, freq at 59.1 Hz after 20 secs.	stable, freq at 60.0 Hz after 20 secs.	stable, freq at 60.0 Hz after 20 secs.			
G2	Susitna #4				stable, freq at 60.0 Hz after 20 secs.	stable, freq at 59.9 Hz after 20 secs.	stable, freq at 60.2 after 20 secs.
G3	ML&P 7	stable, freq at 60.3 Hz after 20 secs.		stable, freq at 59.6 Hz after 20 secs.			stable, freq at 59.6 Hz after 20 secs.
G4	Bradley Lake	stable, freq at 59.9 Hz after 20 secs.	stable, freq at 60.0 Hz after 20 secs.	stable, freq at 59.9 Hz after 20 secs.	stable, freq at 59.9 Hz after 20 secs.	stable, freq at 60.0 Hz after 20 secs.	stable, freq at 59.8 Hz after 20 secs.
G5	ITSS #2	stable, freq at 59.8 Hz after 20 secs.	stable, freq at 60.1 Hz after 20 secs.	stable, freq at 59.9 Hz after 20 secs.	stable, freq at 60.0 Hz after 20 secs.		stable, freq at 59.9 Hz after 20 secs.
G6	HCCP#2-G	stable, freq at 59.6 Hz after 20 secs.		stable, freq at 59.9 Hz after 20 secs.	stable, freq at 60.0 Hz after 20 secs.		stable, freq at 59.9 Hz after 20 secs.
G7	NPCC	stable, freq at 59.9 Hz after 20 secs.		stable, freq at 59.9 Hz after 20 secs.	stable, freq at 60.0 Hz after 20 secs.		stable, freq at 59.9 Hz after 20 secs.

Most of the line fault contingencies analyzed showed stable results. The University - Daves Creek and Soldotna - Quartz Creek line contingencies resulted in considerable load shedding, which is the expected result when the Kenai Tie is opened with heavy transfers.

The results for the original L3 line contingency (fault and trip the Healy – Wilson 230 kV line) were unstable for all of the power flow base cases. The system would go out of step and collapse between Fairbanks and Healy along the remaining Healy – Gold Hill 138 kV line.

There are currently two lines connecting Healy to Fairbanks. One is the Healy - Wilson line that was converted to 230 kV for the purposes of this study, and the other is the Healy – Gold Hill line which remained at 138 kV in the original cases of this study. For this study, generation at both the northern and southern ends of the Railbelt was decreased or turned off to accommodate the new Susitna generation. This increased flow heading both north and south along the Railbelt. When the Healy - Wilson line is faulted and tripped, the flow on the remaining Healy – Gold Hill 138 kV line increases considerably, causing the system to go unstable along this line.

The Healy – Gold Hill 138 kV line was upgraded to 230 kV operation and changes were made to Nenana, Ester, and Gold Hill stations to accommodate the 230 kV operation. Two new 100 MVA, 230 / 138 kV transformers were added at Gold Hill. New transient stability cases were run for the Healy – Wilson and Healy Gold Hill 230 kV line fault and trip contingencies. These contingencies are stable following the upgrade of the Healy – Gold Hill line.

The addition of the Susitna Hydro plant significantly increases the size of the single largest generation contingency within the Railbelt. All of the generation trip scenarios were stable.

For the unit trip scenarios where a Susitna unit was tripped, the Railbelt experiences significant load shedding. This sudden large loss of generation highlights the need for the Railbelt to re-examine the underfrequency load shedding (UFLS) scheme. In the summer peak case with 420 MW of Susitna online, when 140 MW of Susitna generation is tripped, the system frequency hangs near 59.2 Hz after 20 seconds. This indicates that a larger kicker block of load should be shed in order to bring the system towards 60 Hz more quickly. In the summer valley case with 600 MW of Susitna online, the trip of 200 MW of Susitna causes the system to over-shed load and the system frequency settles at 60.2 Hz after 20 seconds. Should a large hydro project such as Susitna be considered, especially in conjunction with other renewable energy projects such as wind energy, strong consideration should be given to a stored energy system to provide regulation and spinning reserve requirements.

5 Transmission Cost Estimates

The transmission improvements identified in the electrical study were estimated using a unit cost estimate for each transmission line section. In each of the identified transmission lines, a preliminary route was identified and an estimate of mountainous vs flat terrain was developed. A per mile cost of mountainous transmission line construction and flat terrain construction was developed and used for all lines included in the study.

Line routes that include more than one circuit assume a double circuit transmission line construction. The new transmission lines between Douglas and Healy stations are assumed constructed along the corridor of the Anchorage – Fairbanks Intertie. The construction of the Douglas – Lorraine circuit line is assumed to be a double-circuit transmission line, with one line continuing from Lorrain to Pt. MacKenzie station.

The conversion of the Healy – Gold Hill transmission line is assumed to be the same cost as new construction.

All line costs are based on using twin bundled 954 kcmil conductor supported on steel H-frame structures. A single overhead fiber optic ground wire (OPGW) and a single overhead ground wire (OHGW) are included in the estimates. Routes are assumed to follow existing transmission corridors, and double circuit structures are used where applicable. Costs include administration, engineering, permitting and construction management allowances (assumed to be 15% of

construction cost), but do not include land acquisition costs. Following is a summary of our estimates:

	Length	Avg. cost/mile	Total cost
Triple circuit (one S/C and one D/C line) Devils Canyon to Gold Creek	12 miles	$3,948k	$47.4
Single circuit 230kV from Gold Creek to Healy	96 miles	$1,597k	$153.3
Double circuit 230kV from Gold Creek to Douglas	74 miles	$2,596k	$192.1
Single circuit 230kV from Douglas to Teeland	26 miles	$1,459k	$37.9
Double circuit 230kV from Douglas to Lorraine	47 miles	$2,489k	$117.0
Single circuit 230kV from Lorraine to Pt. Mackenzie	5 miles	$1,459k	$7.3
Single circuit 230kV from Healy to Gold Hill	103 miles	$1,448k	$149.1

6 Conclusions

EPS has completed a high level study to evaluate the improvements required to the Railbelt transmission system to support the proposed Susitna project. The study indicates that the project is feasible and identified a minimum number of projects that would be required to integrate the project into the Raibelt. Although these projects are listed as projects required to support the Susitna project, the majority of the identified projects are not specific to the Susitna project, but are required to strengthen the Railbelt transmission system to allow power to be reliably transferred between load areas, irrespective of the generation source.

The transmission improvements are dependent upon the assumed power flows from Susitna and the generation of existing Railbelt units, primarily the new ITSS plant in Anchorage and the Bradley Lake and Cooper Lake hydro units on the Kenai. Susitna power flows different than those assumed in the study will result in considerably different projects. In particular, increased flows to the south and decreased energy from Bradley/Cooper Lake projects will increase the need for transmission to the Anchorage and Kenai areas above that which is identified in this study.

SVCs will be required at Healy and Douglas stations to control voltage and provide support for transient stability. EPS did not determine the exact ratings for the SVCs but rather determined that the transmission system is feasible.

There are many projects that would be required to integrate the Susitna project, or any other large generation project with the Railbelt electrical system that cannot be identified in this study. The control and operation of the transmission system would require improvements to the communication system of the electric utilities as well as control and monitoring improvements, improvements to the spinning reserve and under frequency load shedding policies.

Appendix A – Power Flow One Line Diagrams

RAILBELT SUMMER PEAK 2020
SUSITNA AT 420 MW
THU, OCT 22 2009 15:32

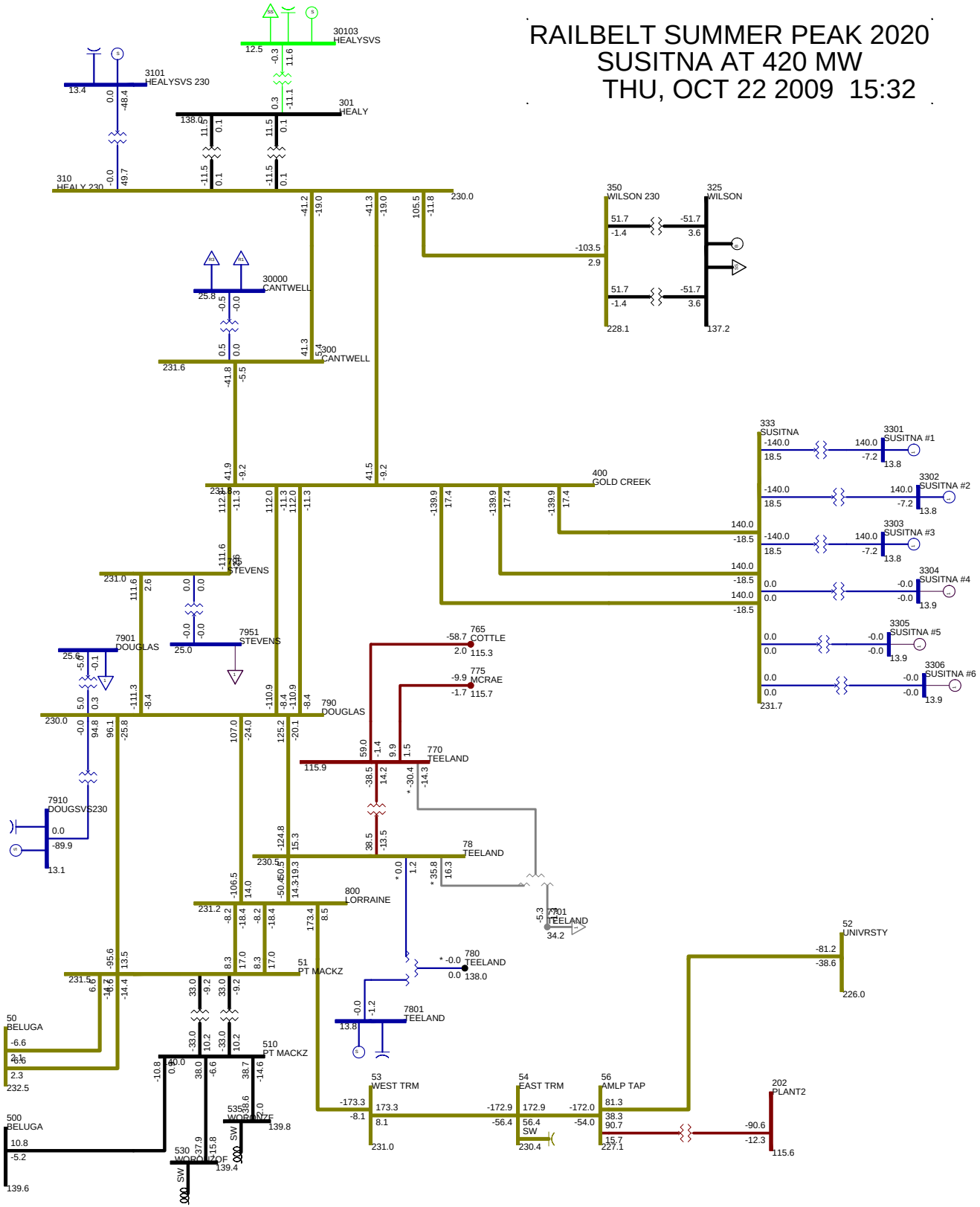

RAILBELT SUMMER PEAK 2020
SUSITNA AT 600 MW
THU, OCT 22 2009 15:37

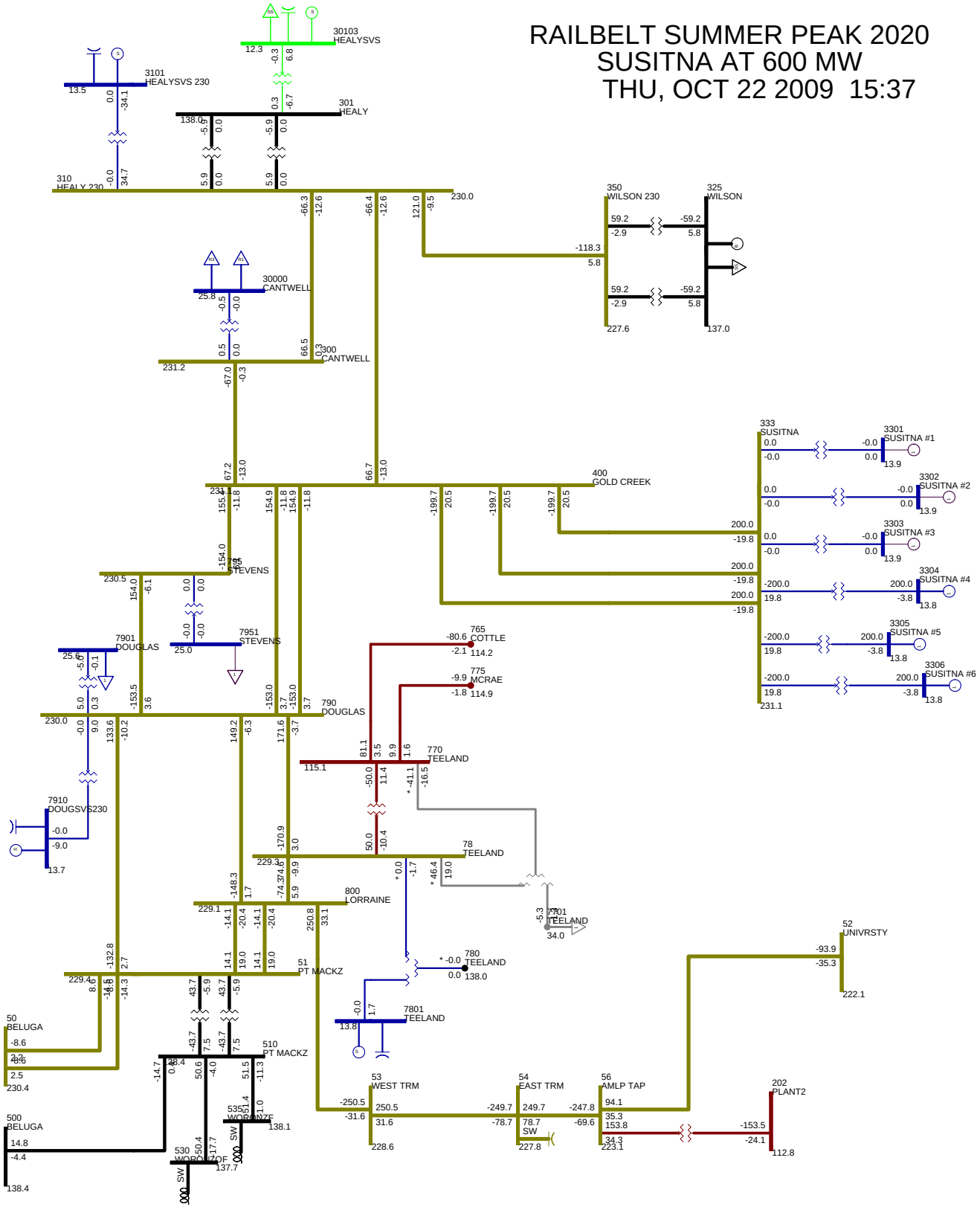

RAILBELT SUMMER VALLEY 2020
SUSITNA AT 390 MW
THU, OCT 22 2009 15:33

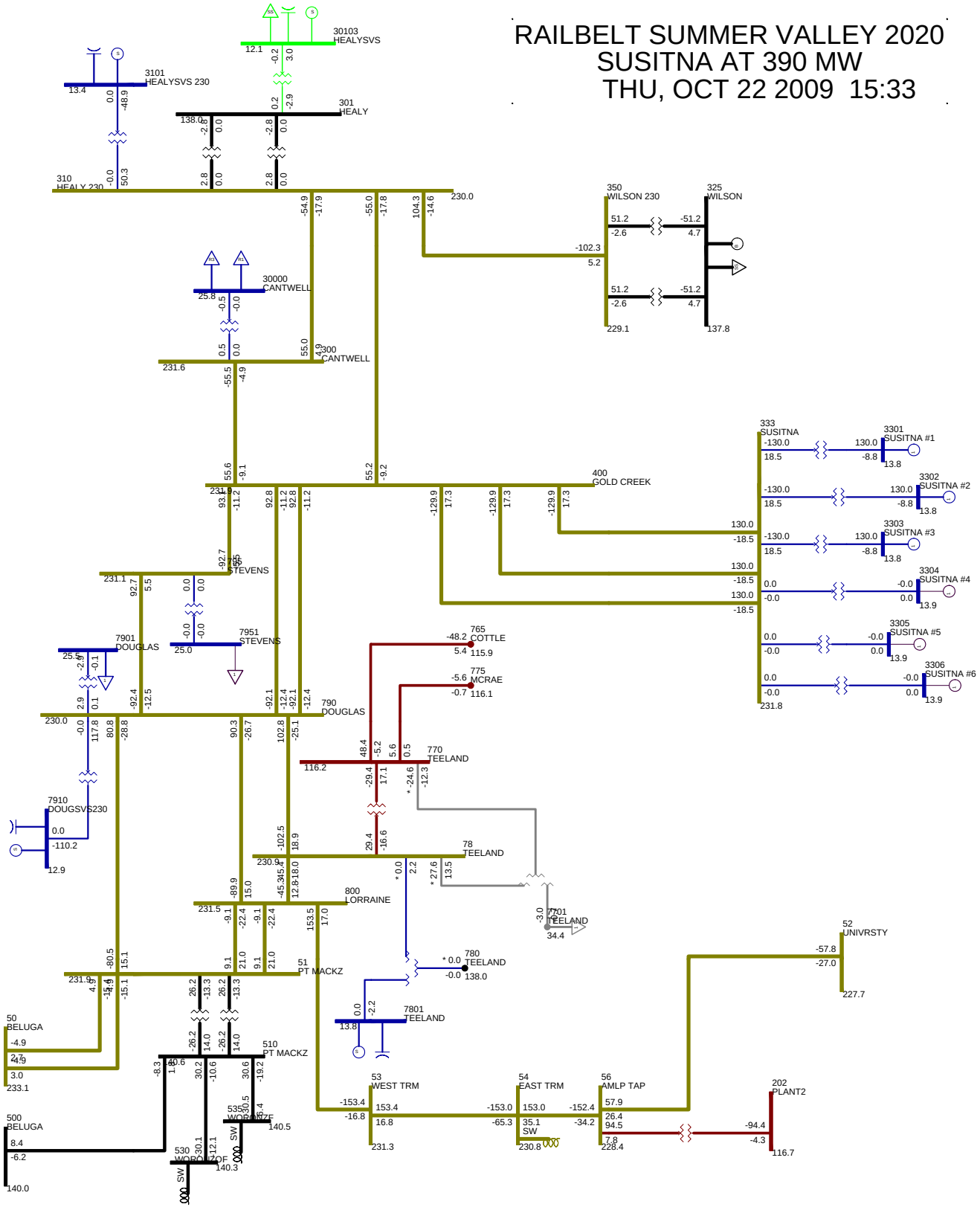

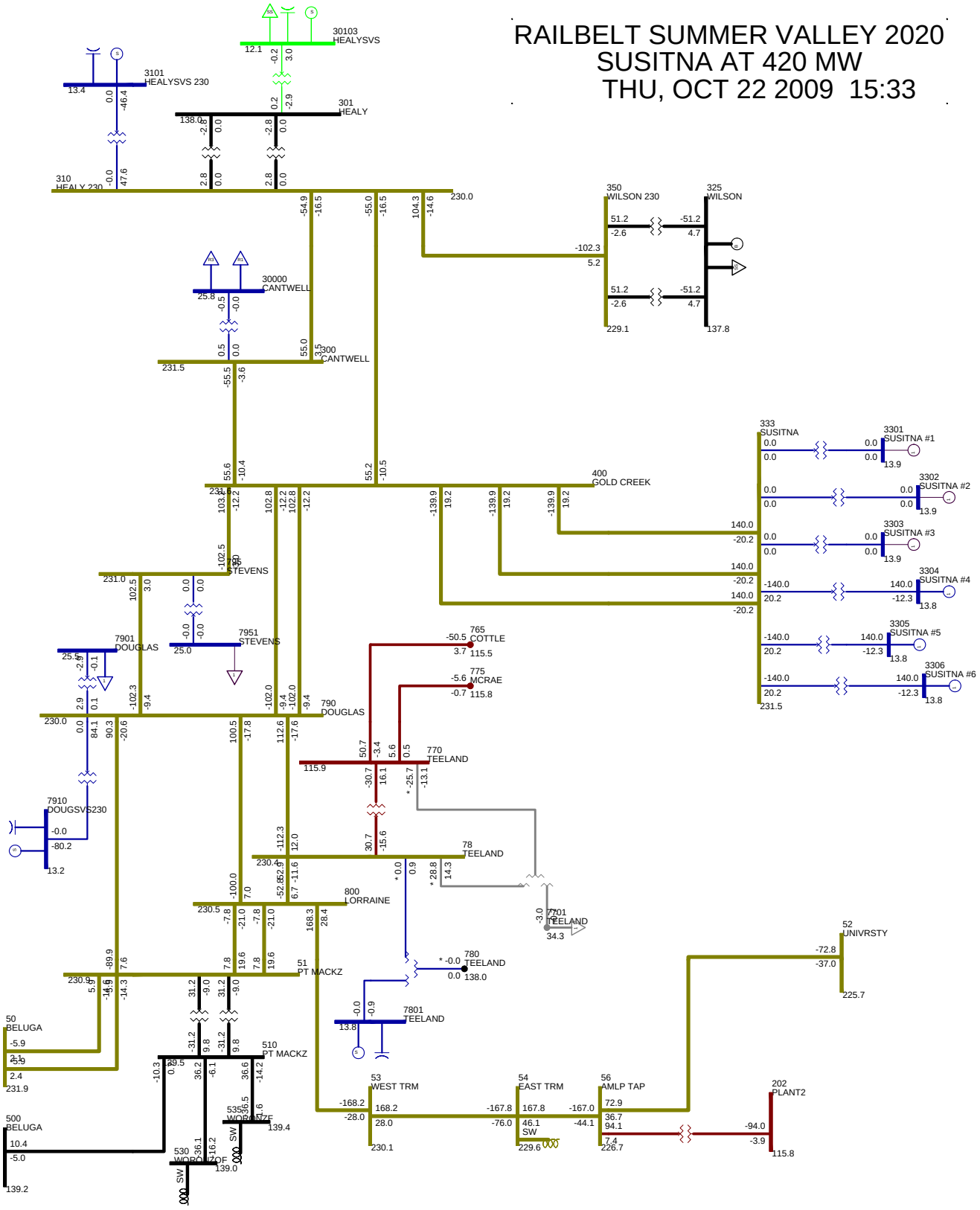
RAILBELT SUMMER VALLEY 2020
SUSITNA AT 420 MW
THU, OCT 22 2009 15:33
30103 HEALYSVS
3101 HEALYSVS 230
301 HEALY
310 HEALY 230
350 WILSON 230
325 WILSON
30000 CANTWELL
300 CANTWELL
400 GOLD CREEK
333 SUSITNA
3301 SUSITNA #1
3302 SUSITNA #2
3303 SUSITNA #3
3304 SUSITNA #4
3305 SUSITNA #5
3306 SUSITNA #6
55 STEVENS
7901 DOUGLAS
7951 STEVENS
790 DOUGLAS
765 COTTLE
775 MCRAE
770 TEELAND
7910 DOUGSVS230
78 TEELAND
800 LORRAINE
7701 TEELAND
780 TEELAND
7801 TEELAND
51 PT MACKZ
52 UNIVRSTY
50 BELUGA
510 PT MACKZ
53 WEST TRM
54 EAST TRM
56 AMLP TAP
202 PLANT2
500 BELUGA
535 WORTHNZE
530 WORTHZOF

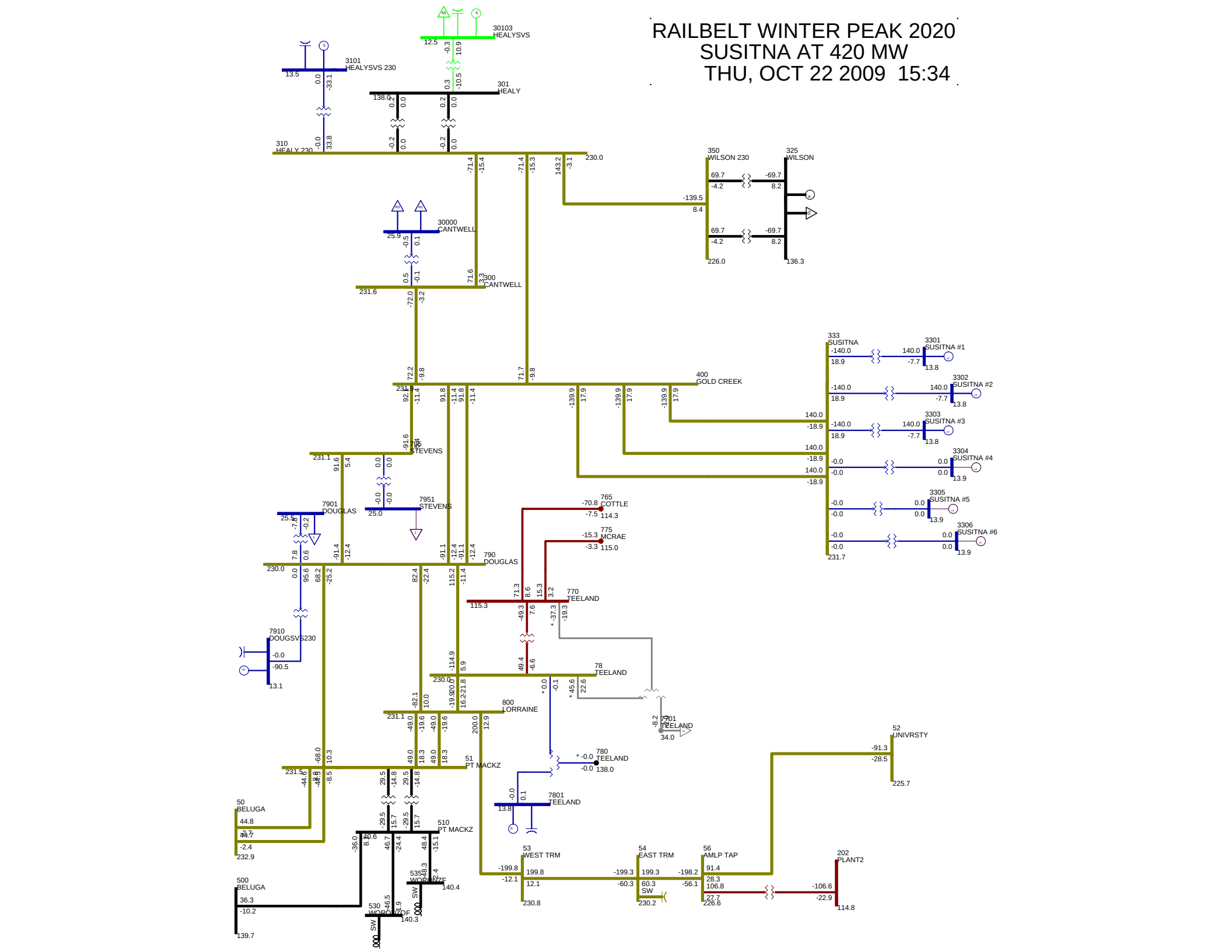
RAILBELT WINTER PEAK 2020
SUSITNA AT 420 MW
THU, OCT 22 2009 15:34
30103 HEALYSVS
3101 HEALYSVS 230
301 HEALY
310 HEALY 230
350 WILSON 230
325 WILSON
30000 CANTWELL
300 CANTWELL
400 GOLD CREEK
333 SUSITNA
3301 SUSITNA #1
3302 SUSITNA #2
3303 SUSITNA #3
3304 SUSITNA #4
3305 SUSITNA #5
3306 SUSITNA #6
765 COTTLE
775 MCRAE
7901 DOUGLAS
7951 STEVENS
790 DOUGLAS
770 TEELAND
7910 DOUGSVS230
78 TEELAND
800 LORRAINE
7701 TEELAND
780 TEELAND
7801 TEELAND
51 PT MACKZ
52 UNIVRSTY
50 BELUGA
510 PT MACKZ
53 WEST TRM
54 EAST TRM
56 AMLP TAP
202 PLANT2
500 BELUGA
535 WORGNZE
530 WORGNZOF

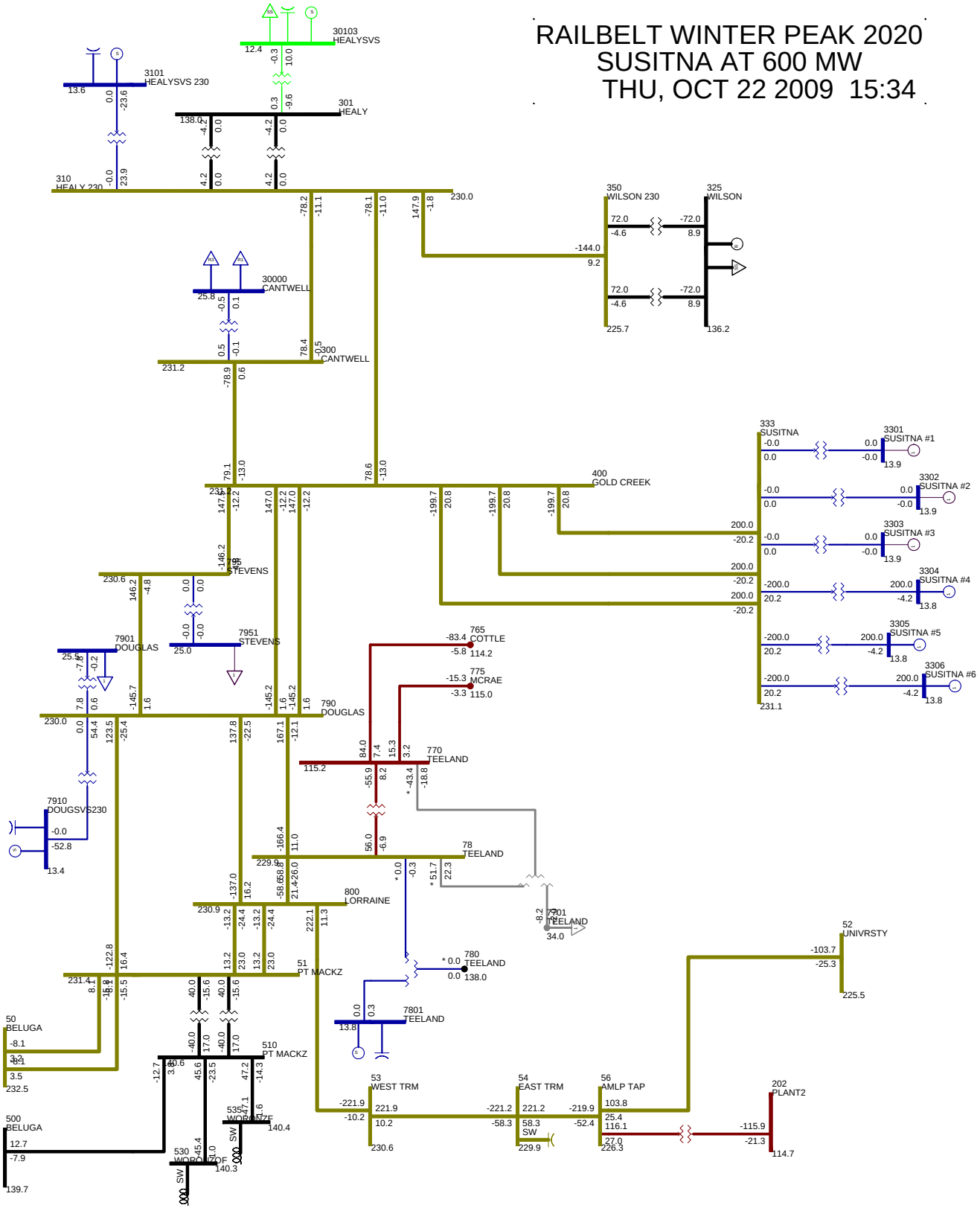
RAILBELT WINTER PEAK 2020
SUSITNA AT 600 MW
THU, OCT 22 2009 15:34
30103 HEALYSVS
3101 HEALYSVS 230
301 HEALY
310 HEALY 230
350 WILSON 230
325 WILSON
30000 CANTWELL
300 CANTWELL
400 GOLD CREEK
333 SUSITNA
3301 SUSITNA #1
3302 SUSITNA #2
3303 SUSITNA #3
3304 SUSITNA #4
3305 SUSITNA #5
3306 SUSITNA #6
95 STEVENS
7901 DOUGLAS
7951 STEVENS
790 DOUGLAS
765 COTTLE
775 MCRAE
770 TEELAND
7910 DOUGSVS230
78 TEELAND
800 LORRAINE
7701 TEELAND
780 TEELAND
7801 TEELAND
51 PT MACKZ
52 UNIVRSTY
50 BELUGA
510 PT MACKZ
500 BELUGA
535 WORGNZE
530 WORGNZOF
53 WEST TRM
54 EAST TRM
56 AMLP TAP
202 PLANT2

Appendix B – Stability Plots

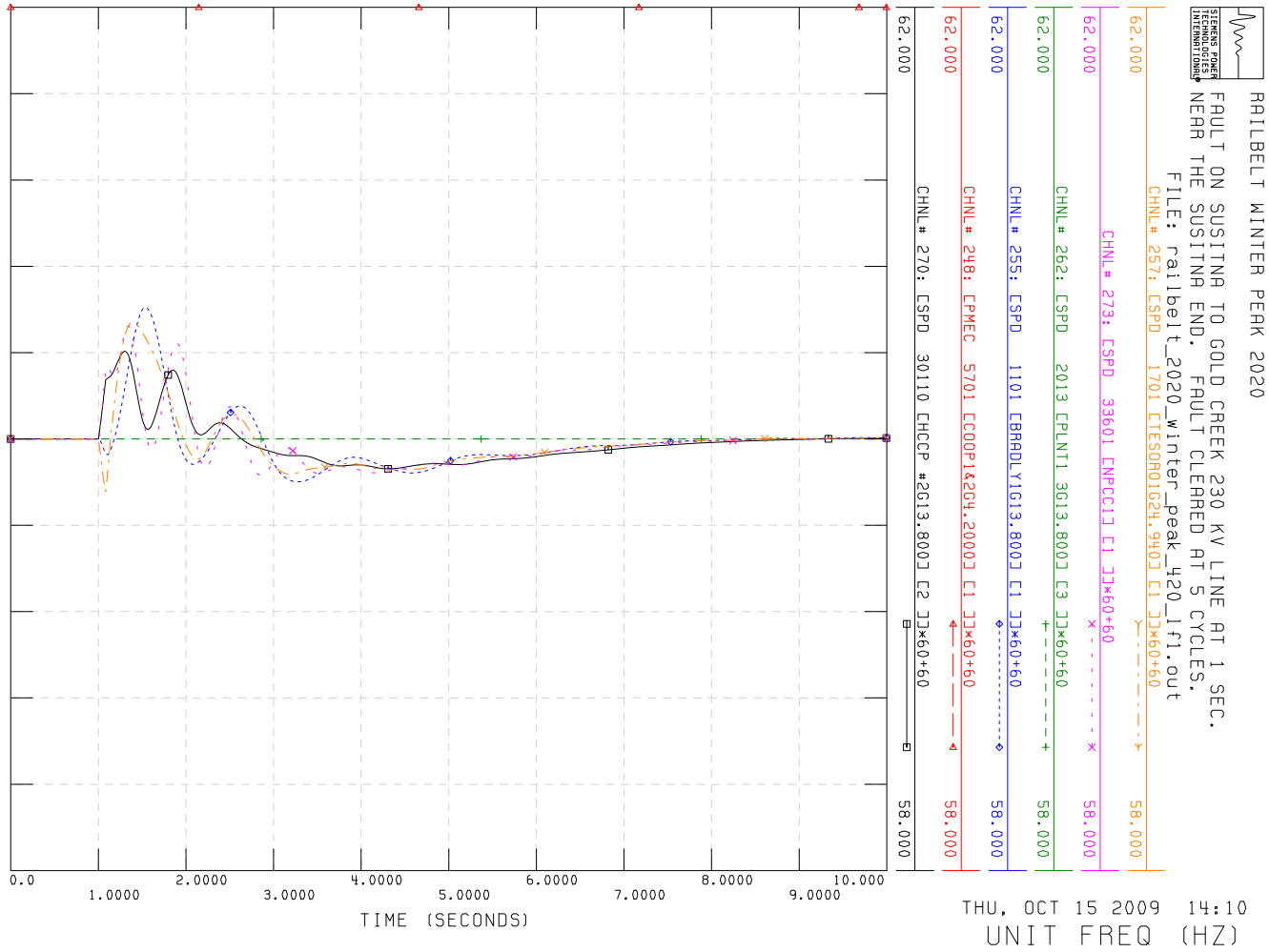
RAILBELT WINTER PEAK 2020
FAULT ON SUSITNA TO GOLD CREEK 230 KV LINE AT 1 SEC.
NEAR THE SUSITNA END. FAULT CLEARED AT 5 CYCLES.
FILE: railbelt_2020_winter_peak_420_lf1.out
CHNL# 257: CSPD 1701 CTESORO1G24.9400 C1 JJ×60+60
CHNL# 273: CSPD 33601 CNPCC1J C1 JJ×60+60
CHNL# 262: CSPD 2013 CPLNT1 3G13.800J C3 JJ×60+60
CHNL# 255: CSPD 1101 CBRADLY1G13.800J C1 JJ×60+60
CHNL# 248: CPMEC 5701 CCOOP1&2G4.2000J C1 JJ×60+60
CHNL# 270: CSPD 30110 CHCCP #2G13.800J C2 JJ×60+60
62.000
58.000
0.0
1.0000
2.0000
3.0000
4.0000
5.0000
6.0000
7.0000
8.0000
9.0000
10.000
TIME (SECONDS)
THU, OCT 15 2009 14:10
UNIT FREQ (HZ)

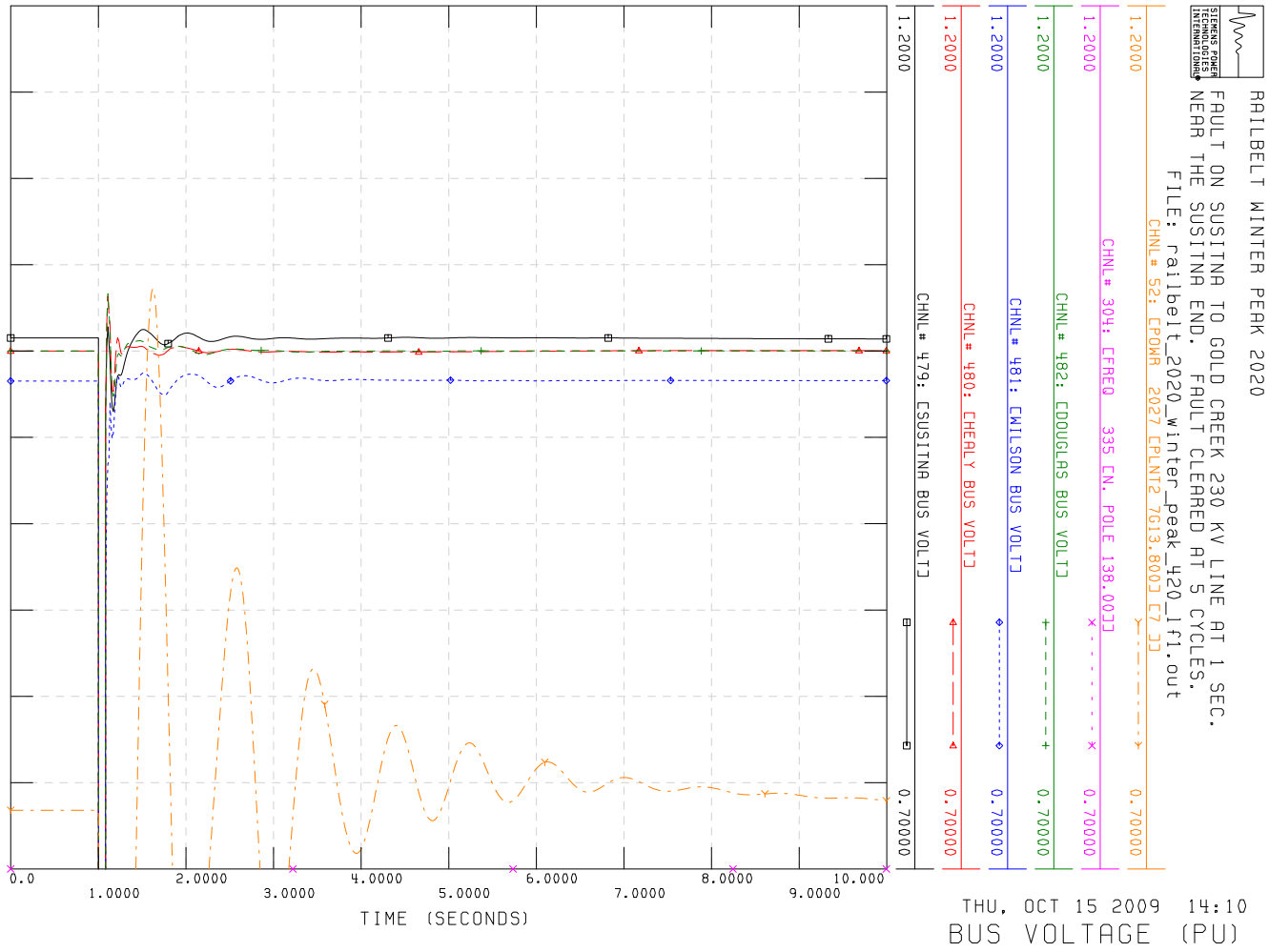
RAILBELT WINTER PEAK 2020
FAULT ON SUSITNA TO GOLD CREEK 230 KV LINE AT 1 SEC.
NEAR THE SUSITNA END. FAULT CLEARED AT 5 CYCLES.
FILE: railbelt_2020_winter_peak_420_lf1.out
CHNL# 52: CPOWR 2027 CPLNT2 7613.800J C7 JJ
CHNL# 304: CFREQ 335 CN. POLE 138.00JJ
CHNL# 482: CDOUGLAS BUS VOLTJ
CHNL# 481: CWILSON BUS VOLTJ
CHNL# 480: CHEALY BUS VOLTJ
CHNL# 479: CSUSITNA BUS VOLTJ
1.2000
0.70000
0.0
1.0000
2.0000
3.0000
4.0000
5.0000
6.0000
7.0000
8.0000
9.0000
10.000
TIME (SECONDS)
THU, OCT 15 2009 14:10
BUS VOLTAGE (PU)

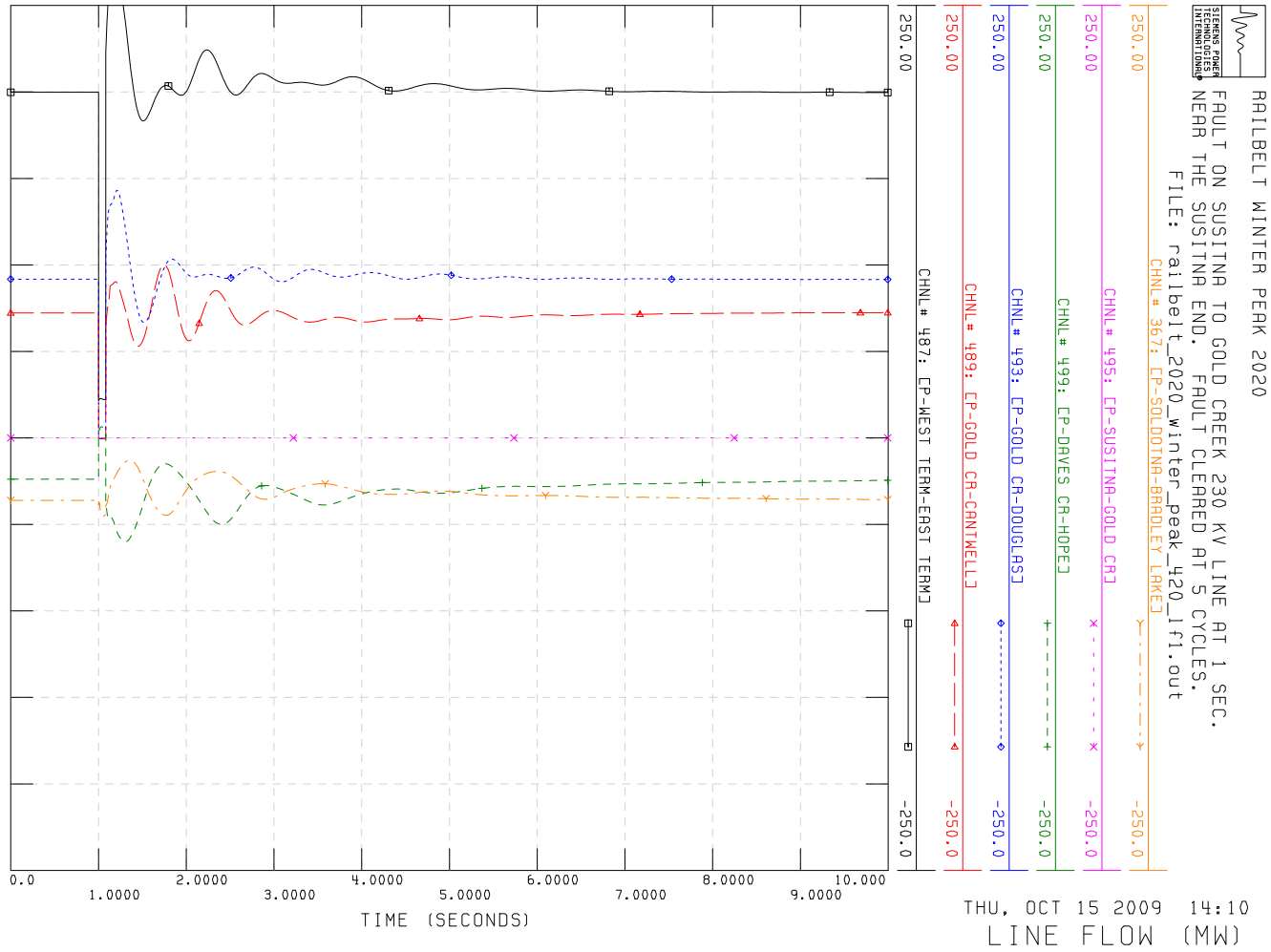
RAILBELT WINTER PEAK 2020
FAULT ON SUSITNA TO GOLD CREEK 230 KV LINE AT 1 SEC.
NEAR THE SUSITNA END. FAULT CLEARED AT 5 CYCLES.
FILE: railbelt_2020_winter_peak_420_lf1.out
CHNL# 367: CP-SOLDOTNA-BRADLEY LAKE
CHNL# 495: CP-SUSITNA-GOLD CRK
CHNL# 499: CP-DAVES CR-HOPE
CHNL# 493: CP-GOLD CR-DOUGLAS
CHNL# 489: CP-GOLD CR-CANTWELL
CHNL# 487: CP-WEST TERM-EAST TERM
250.00
-250.0
0.0
1.0000
2.0000
3.0000
4.0000
5.0000
6.0000
7.0000
8.0000
9.0000
10.000
TIME (SECONDS)
THU, OCT 15 2009 14:10
LINE FLOW (MW)

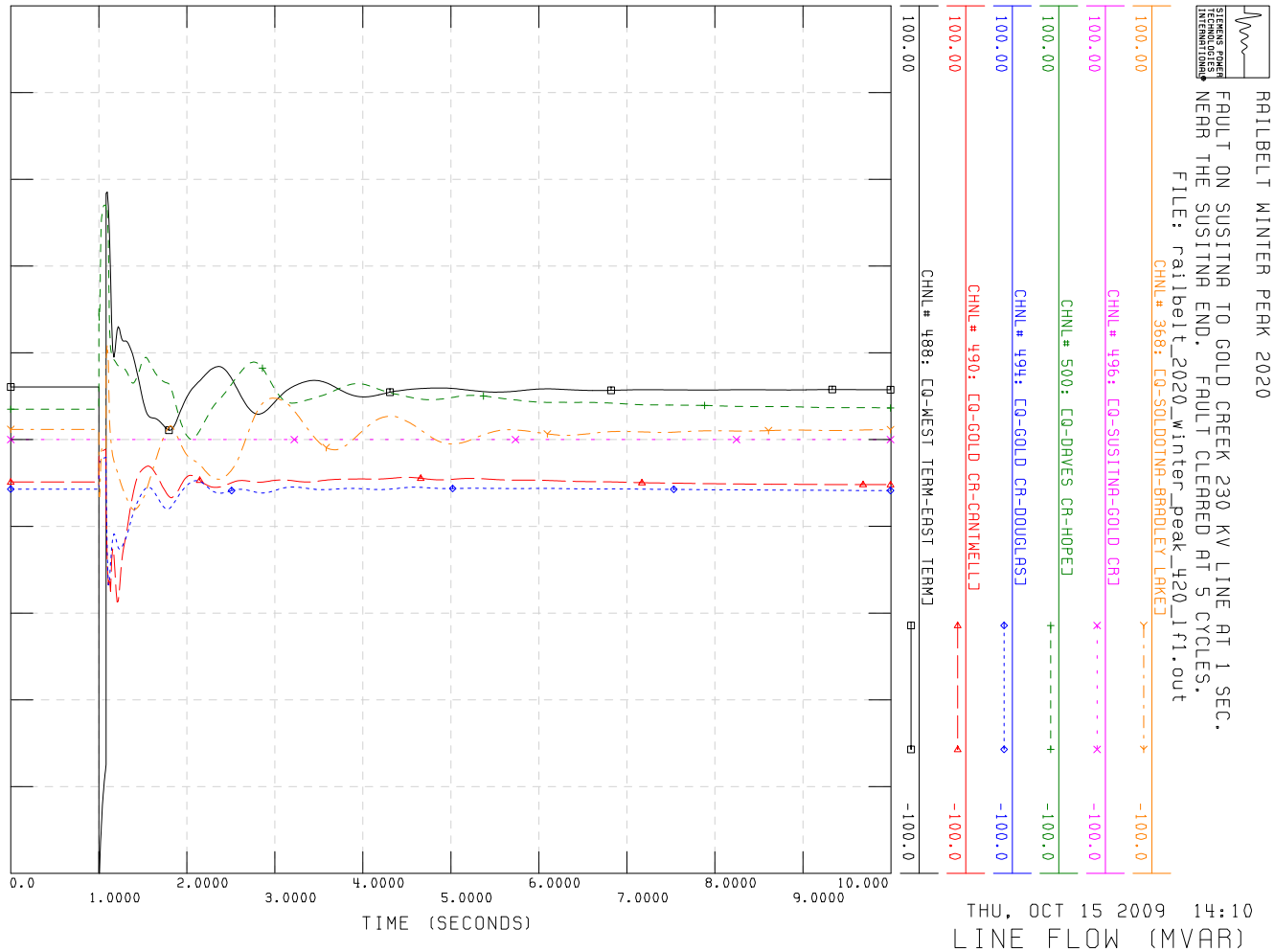
RAILBELT WINTER PEAK 2020
FAULT ON SUSITNA TO GOLD CREEK 230 KV LINE AT 1 SEC.
NEAR THE SUSITNA END. FAULT CLEARED AT 5 CYCLES.
FILE: railbelt_2020_winter_peak_420_lf1.out
CHNL# 368: CQ-SOLDOTNA-BRADLEY LAKE
CHNL# 496: CQ-SUSITNA-GOLD CRK
CHNL# 500: CQ-DAVES CR-HOPE
CHNL# 494: CQ-GOLD CR-DOUGLAS
CHNL# 490: CQ-GOLD CR-CANTWELL
CHNL# 488: CQ-WEST TERM-EAST TERM
100.00
-100.0
0.0
1.0000
2.0000
3.0000
4.0000
5.0000
6.0000
7.0000
8.0000
9.0000
10.000
TIME (SECONDS)
THU, OCT 15 2009 14:10
LINE FLOW (MVAR)

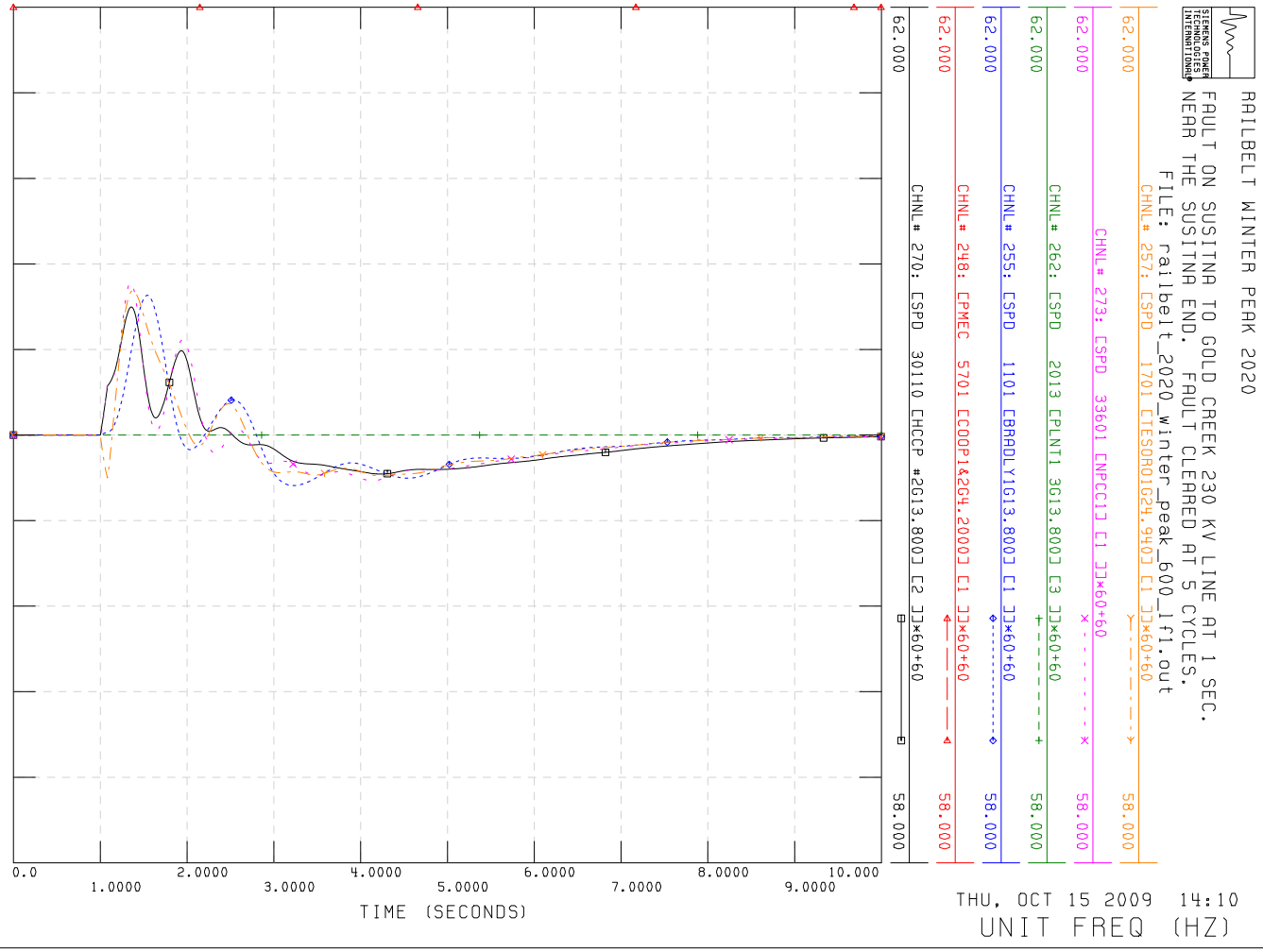
RAILBELT WINTER PEAK 2020
FAULT ON SUSITNA TO GOLD CREEK 230 KV LINE AT 1 SEC.
NEAR THE SUSITNA END. FAULT CLEARED AT 5 CYCLES.
FILE: railbelt_2020_winter_peak_600_lf1.out
CHNL# 257: CSPD 1701 CTESOR01G24.9400 C1 JJ×60+60
CHNL# 273: CSPD 33601 CNPCC13 C1 JJ×60+60
CHNL# 262: CSPD 2013 CPLNT1 3G13.800J C3 JJ×60+60
CHNL# 255: CSPD 1101 CBRADLY1G13.800J C1 JJ×60+60
CHNL# 248: CPMEC 5701 CCOOP1&2G4.2000J C1 JJ×60+60
CHNL# 270: CSPD 30110 CHCCP #2G13.800J C2 JJ×60+60
62.000
58.000
0.0
1.0000
2.0000
3.0000
4.0000
5.0000
6.0000
7.0000
8.0000
9.0000
10.000
TIME (SECONDS)
THU, OCT 15 2009 14:10
UNIT FREQ (HZ)

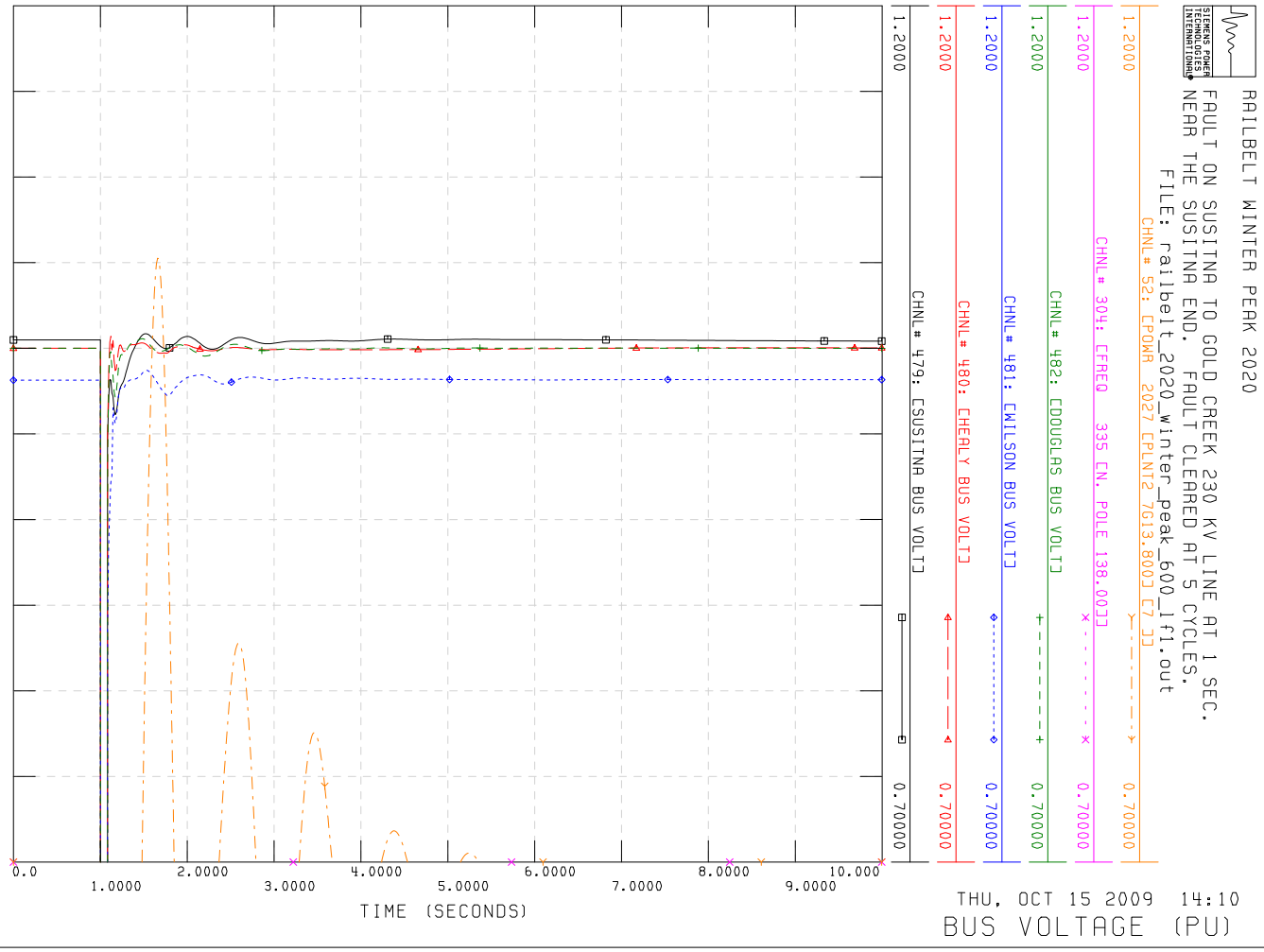
RAILBELT WINTER PEAK 2020
FAULT ON SUSITNA TO GOLD CREEK 230 KV LINE AT 1 SEC.
NEAR THE SUSITNA END. FAULT CLEARED AT 5 CYCLES.
FILE: railbelt_2020_winter_peak_600_lf1.out
CHNL# 52: CPOWR 2027 CPLNT2 7613.800J C7 JJ
CHNL# 304: CFREQ 335 CN. POLE 138.00JJ
CHNL# 482: CDOUGLAS BUS VOLTJ
CHNL# 481: CWILSON BUS VOLTJ
CHNL# 480: CHEALY BUS VOLTJ
CHNL# 479: CSUSITNA BUS VOLTJ
1.2000
0.70000
0.0
1.0000
2.0000
3.0000
4.0000
5.0000
6.0000
7.0000
8.0000
9.0000
10.000
TIME (SECONDS)
THU, OCT 15 2009 14:10
BUS VOLTAGE (PU)

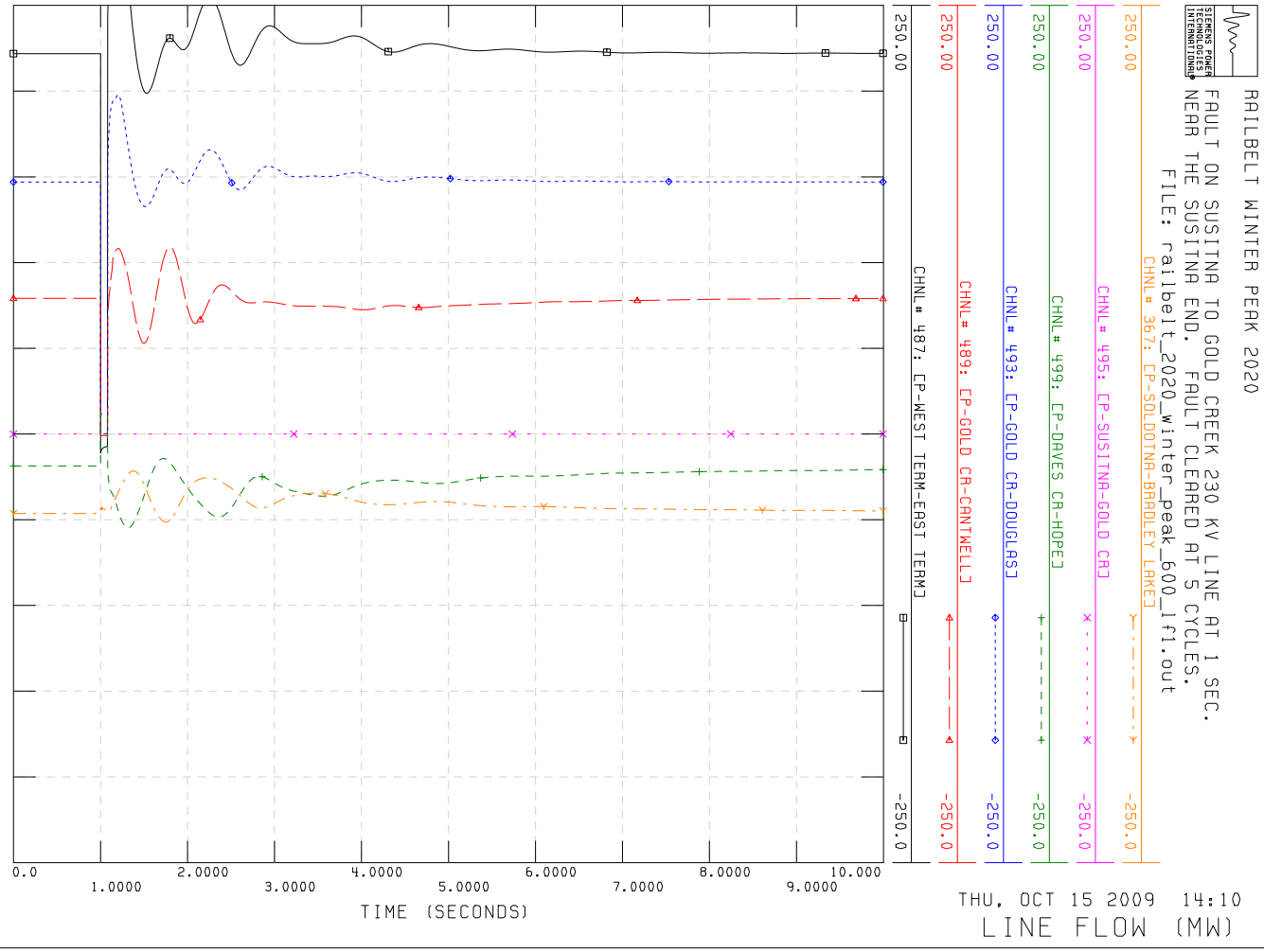
RAILBELT WINTER PEAK 2020
FAULT ON SUSITNA TO GOLD CREEK 230 KV LINE AT 1 SEC.
NEAR THE SUSITNA END. FAULT CLEARED AT 5 CYCLES.
FILE: railbelt_2020_winter_peak_600_lf1.out
CHNL# 367: CP-SOLDOTNA-BRADLEY LAKE
CHNL# 495: CP-SUSITNA-GOLD CRK
CHNL# 499: CP-DAVES CR-HOPE
CHNL# 493: CP-GOLD CR-DOUGLAS
CHNL# 489: CP-GOLD CR-CANTWELL
CHNL# 487: CP-WEST TERM-EAST TERM
250.00
-250.0
0.0
1.0000
2.0000
3.0000
4.0000
5.0000
6.0000
7.0000
8.0000
9.0000
10.000
TIME (SECONDS)
THU, OCT 15 2009 14:10
LINE FLOW (MW)

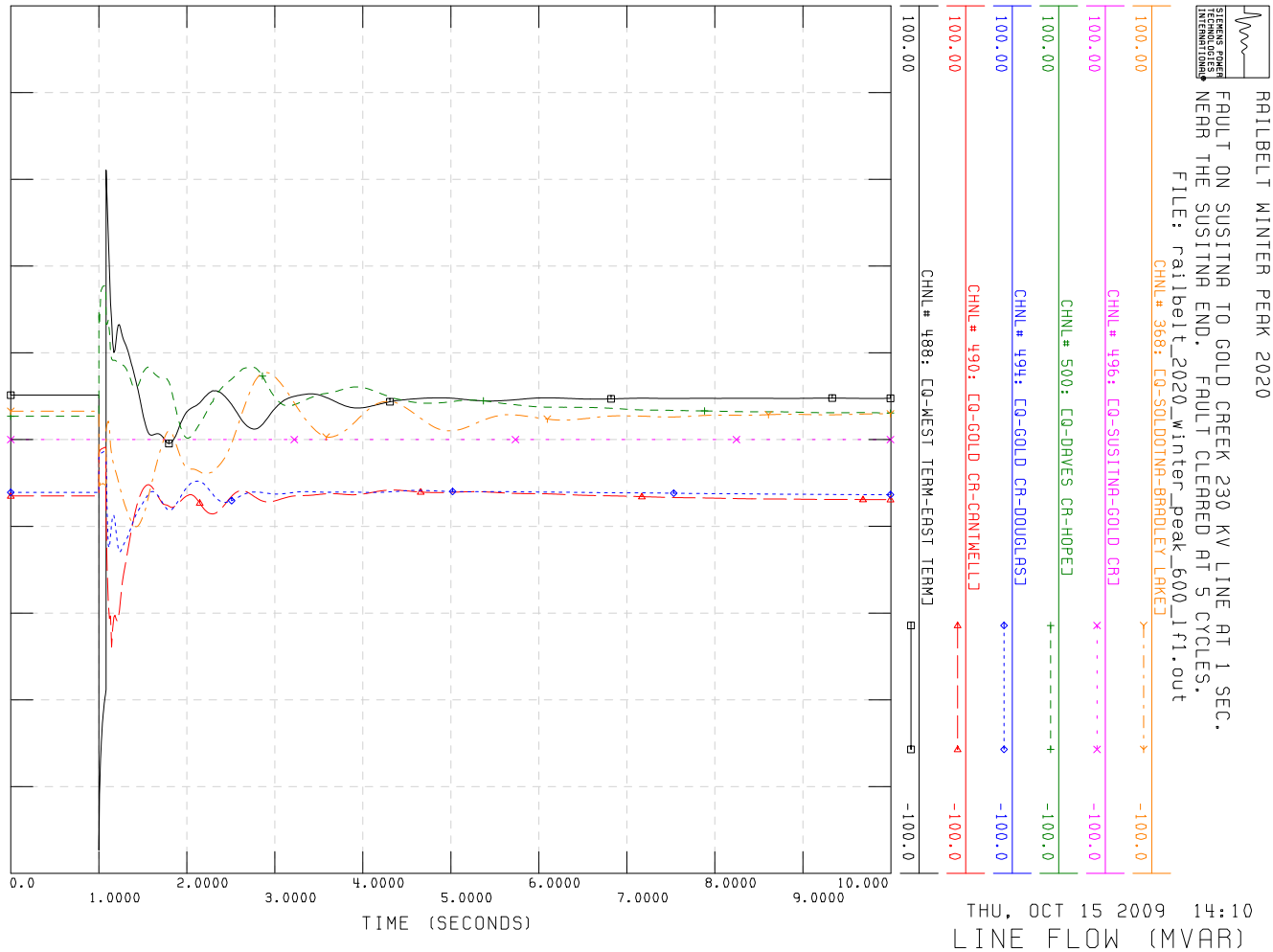
RAILBELT WINTER PEAK 2020
FAULT ON SUSITNA TO GOLD CREEK 230 KV LINE AT 1 SEC.
NEAR THE SUSITNA END. FAULT CLEARED AT 5 CYCLES.
FILE: railbelt_2020_winter_peak_600_lf1.out
CHNL# 368: CQ-SOLDOTNA-BRADLEY LAKE
CHNL# 496: CQ-SUSITNA-GOLD CRK
CHNL# 500: CQ-DAVES CR-HOPE
CHNL# 494: CQ-GOLD CR-DOUGLAS
CHNL# 490: CQ-GOLD CR-CANTWELL
CHNL# 488: CQ-WEST TERM-EAST TERM
100.00
-100.0
0.0
1.0000
2.0000
3.0000
4.0000
5.0000
6.0000
7.0000
8.0000
9.0000
10.000
TIME (SECONDS)
THU, OCT 15 2009 14:10
LINE FLOW (MVAR)

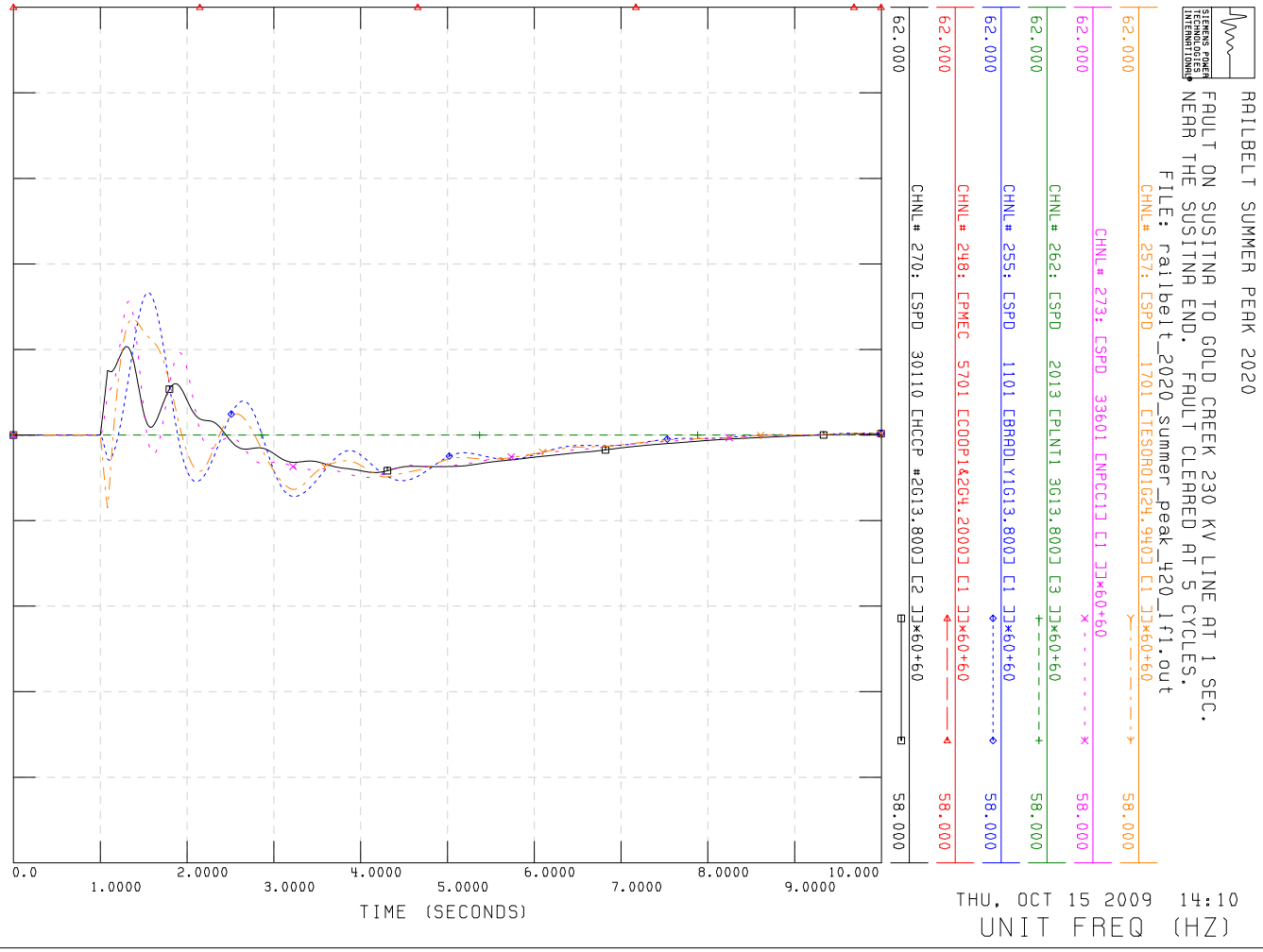
RAILBELT SUMMER PEAK 2020
FAULT ON SUSITNA TO GOLD CREEK 230 KV LINE AT 1 SEC.
NEAR THE SUSITNA END. FAULT CLEARED AT 5 CYCLES.
FILE: railbelt_2020_summer_peak_420_lf1.out
CHNL# 257: CSPD 1701 CTESOR01G24.9400 C1 JJ×60+60
CHNL# 273: CSPD 33601 CNPCC1J C1 JJ×60+60
CHNL# 262: CSPD 2013 CPLNT1 3G13.800J C3 JJ×60+60
CHNL# 255: CSPD 1101 CBRADLY1G13.800J C1 JJ×60+60
CHNL# 248: CPMEC 5701 CCOOPI&2G4.2000J C1 JJ×60+60
CHNL# 270: CSPD 30110 CHCCP #2G13.800J C2 JJ×60+60
62.000
58.000
0.0
1.0000
2.0000
3.0000
4.0000
5.0000
6.0000
7.0000
8.0000
9.0000
10.000
TIME (SECONDS)
THU, OCT 15 2009 14:10
UNIT FREQ (HZ)

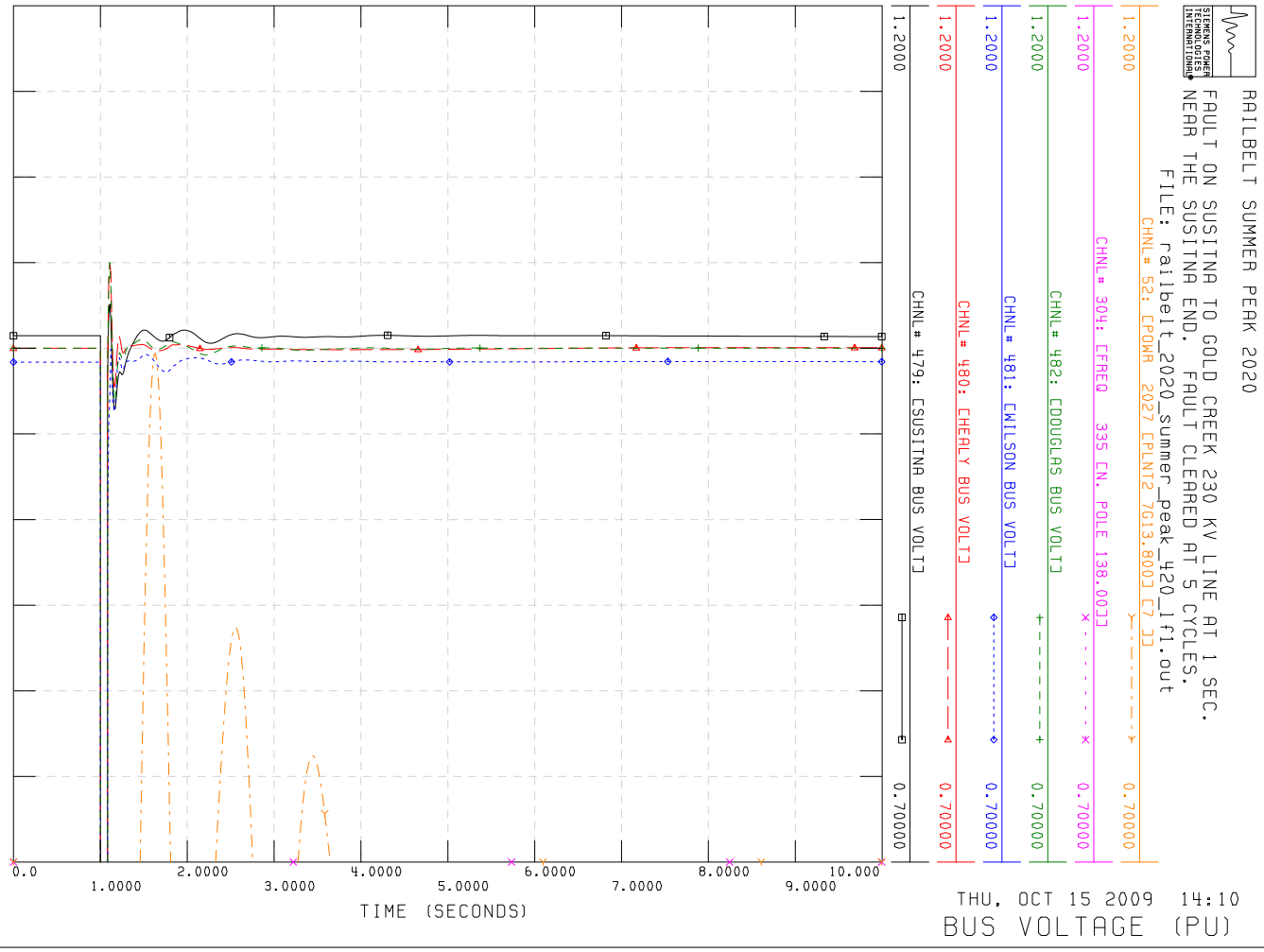
RAILBELT SUMMER PEAK 2020
FAULT ON SUSITNA TO GOLD CREEK 230 KV LINE AT 1 SEC.
NEAR THE SUSITNA END. FAULT CLEARED AT 5 CYCLES.
FILE: railbelt_2020_summer_peak_420_lf1.out
CHNL# 52: CPOWR 2027 CPLNT2 7G13.800J C7 JJ
CHNL# 304: CFREQ 335 CN. POLE 138.00JJ
CHNL# 482: CDOUGLAS BUS VOLTJ
CHNL# 481: CWILSON BUS VOLTJ
CHNL# 480: CHEALY BUS VOLTJ
CHNL# 479: CSUSITNA BUS VOLTJ
1.2000
0.70000
0.0
1.0000
2.0000
3.0000
4.0000
5.0000
6.0000
7.0000
8.0000
9.0000
10.000
TIME (SECONDS)
THU, OCT 15 2009 14:10
BUS VOLTAGE (PU)

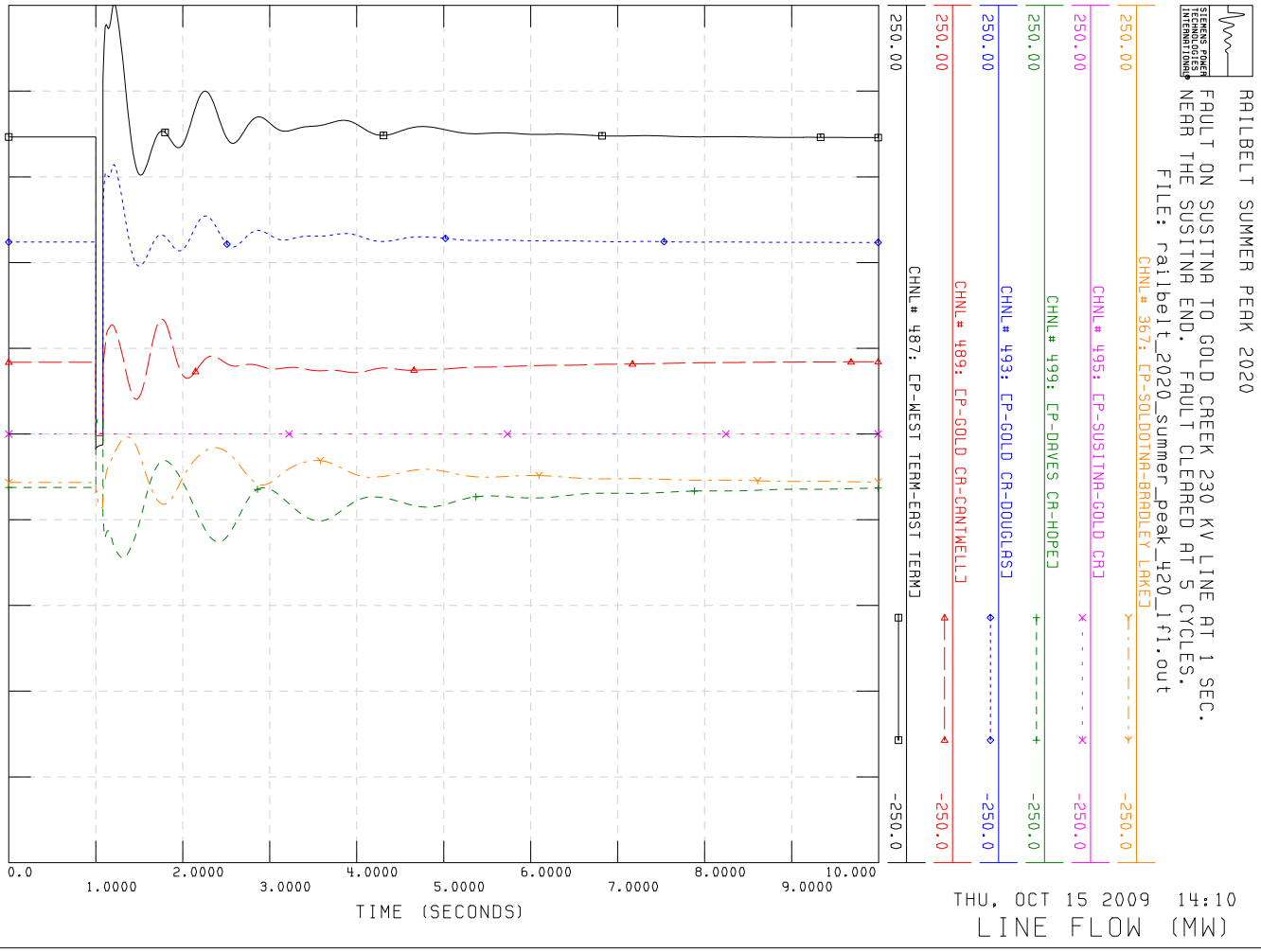
RAILBELT SUMMER PEAK 2020
FAULT ON SUSITNA TO GOLD CREEK 230 KV LINE AT 1 SEC.
NEAR THE SUSITNA END. FAULT CLEARED AT 5 CYCLES.
FILE: railbelt_2020_summer_peak_420_lf1.out
CHNL# 367: CP-SOLDOTNA-BRADLEY LAKE
CHNL# 495: CP-SUSITNA-GOLD CR
CHNL# 499: CP-DAVES CR-HOPE
CHNL# 493: CP-GOLD CR-DOUGLAS
CHNL# 489: CP-GOLD CR-CANTWELL
CHNL# 487: CP-WEST TERM-EAST TERM
250.00
-250.0
0.0
1.0000
2.0000
3.0000
4.0000
5.0000
6.0000
7.0000
8.0000
9.0000
10.000
TIME (SECONDS)
THU, OCT 15 2009 14:10
LINE FLOW (MW)

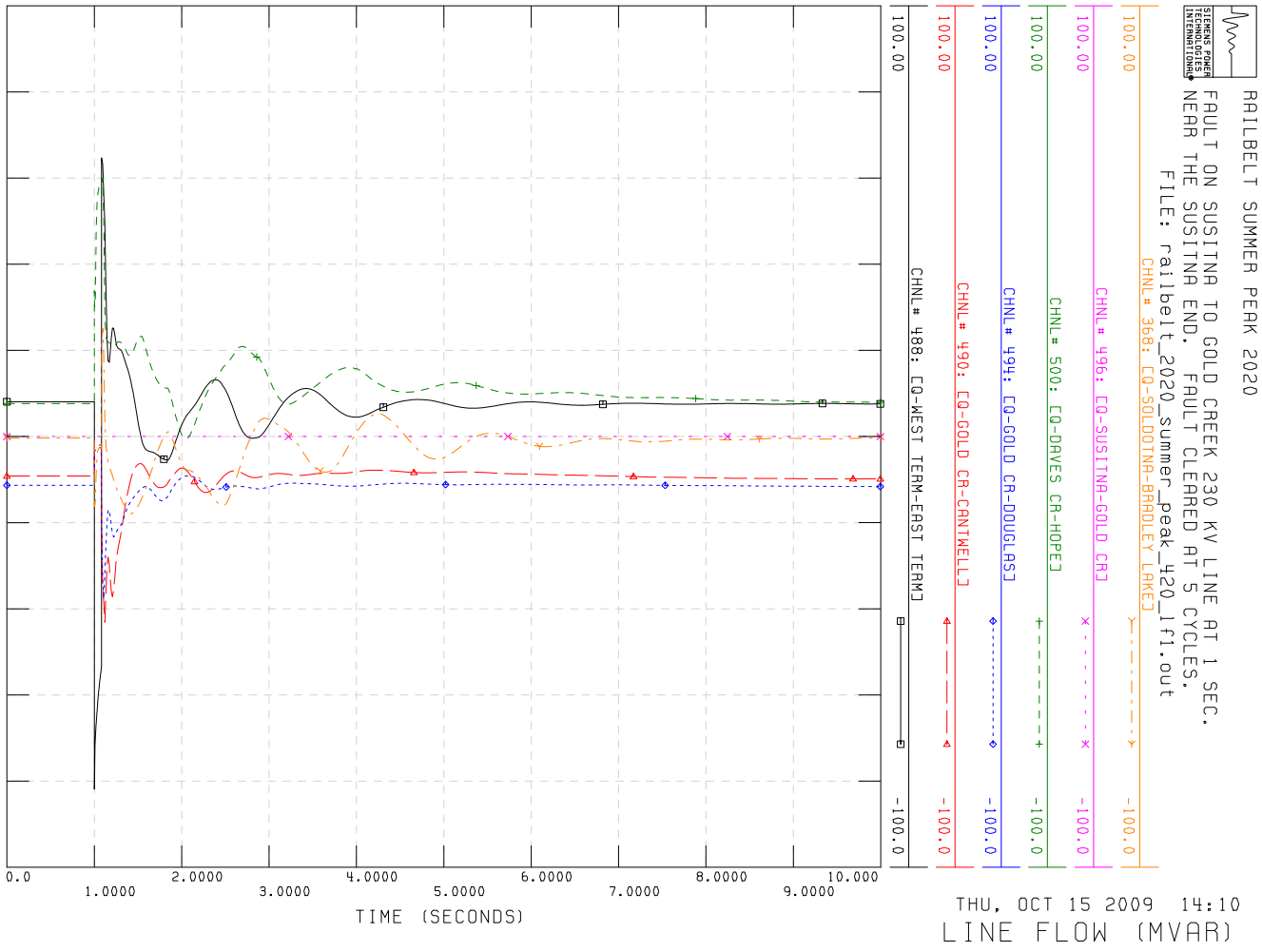
RAILBELT SUMMER PEAK 2020
FAULT ON SUSITNA TO GOLD CREEK 230 KV LINE AT 1 SEC.
NEAR THE SUSITNA END. FAULT CLEARED AT 5 CYCLES.
FILE: railbelt_2020_summer_peak_420_lf1.out
CHNL# 368: CQ-SOLDOTNA-BRADLEY LAKE
CHNL# 496: CQ-SUSITNA-GOLD CR
CHNL# 500: CQ-DAVES CR-HOPE
CHNL# 494: CQ-GOLD CR-DOUGLAS
CHNL# 490: CQ-GOLD CR-CANTWELL
CHNL# 488: CQ-WEST TERM-EAST TERM
100.00
-100.0
0.0
1.0000
2.0000
3.0000
4.0000
5.0000
6.0000
7.0000
8.0000
9.0000
10.000
TIME (SECONDS)
THU, OCT 15 2009 14:10
LINE FLOW (MVAR)

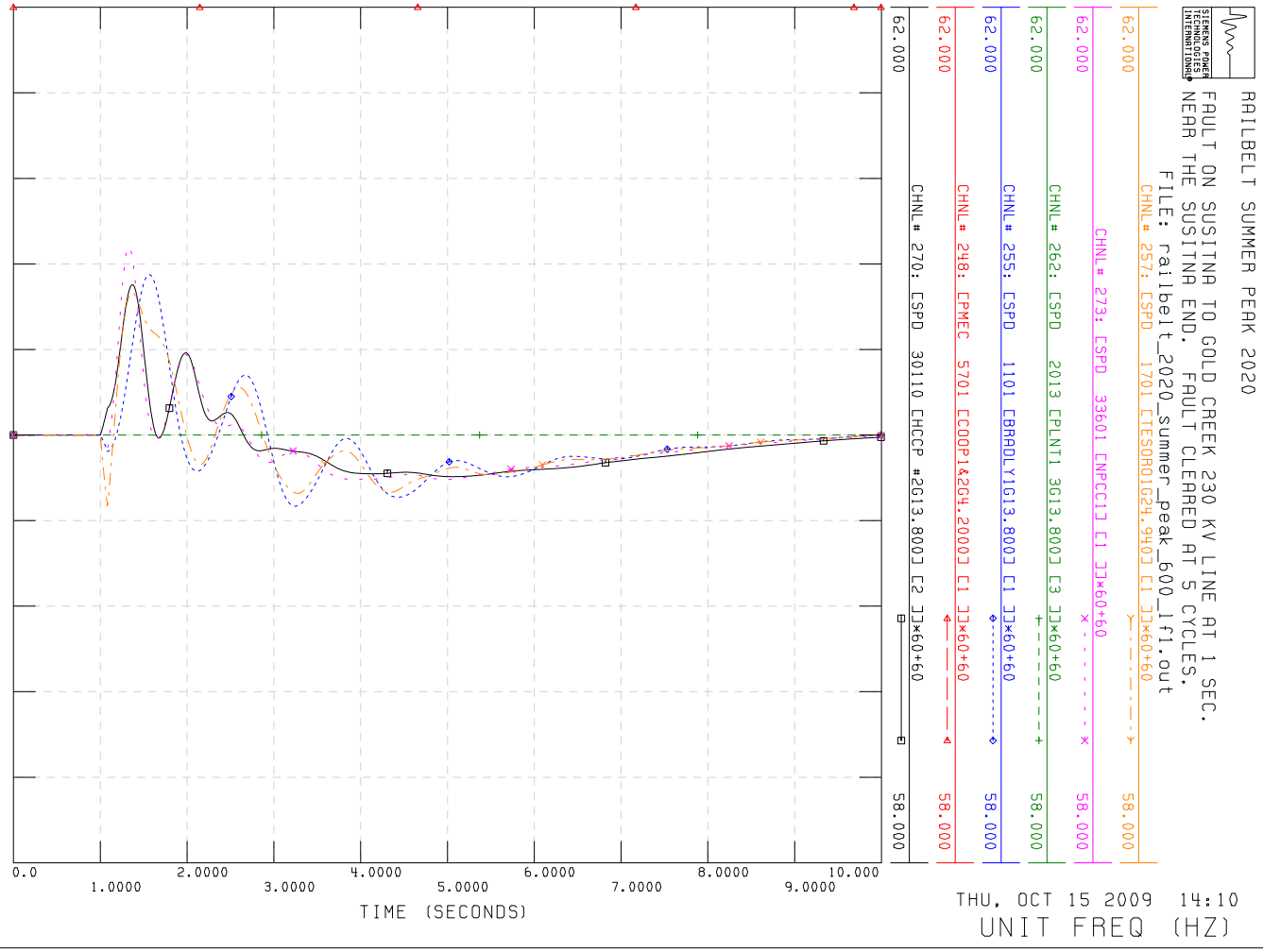
RAILBELT SUMMER PEAK 2020
FAULT ON SUSITNA TO GOLD CREEK 230 KV LINE AT 1 SEC.
NEAR THE SUSITNA END. FAULT CLEARED AT 5 CYCLES.
FILE: railbelt_2020_summer_peak_600_lf1.out
CHNL# 257: CSPD 1701 CTESOR01G24.9400 C1 JJ×60+60
CHNL# 273: CSPD 33601 CNPCC1J C1 JJ×60+60
CHNL# 262: CSPD 2013 CPLNT1 3G13.8000 C3 JJ×60+60
CHNL# 255: CSPD 1101 CBRADLY1G13.8000 C1 JJ×60+60
CHNL# 248: CPMEC 5701 CCOOP1&2G4.2000J C1 JJ×60+60
CHNL# 270: CSPD 30110 CHCCP #2G13.8000 C2 JJ×60+60
62.000
58.000
0.0
1.0000
2.0000
3.0000
4.0000
5.0000
6.0000
7.0000
8.0000
9.0000
10.000
TIME (SECONDS)
THU, OCT 15 2009 14:10
UNIT FREQ (HZ)

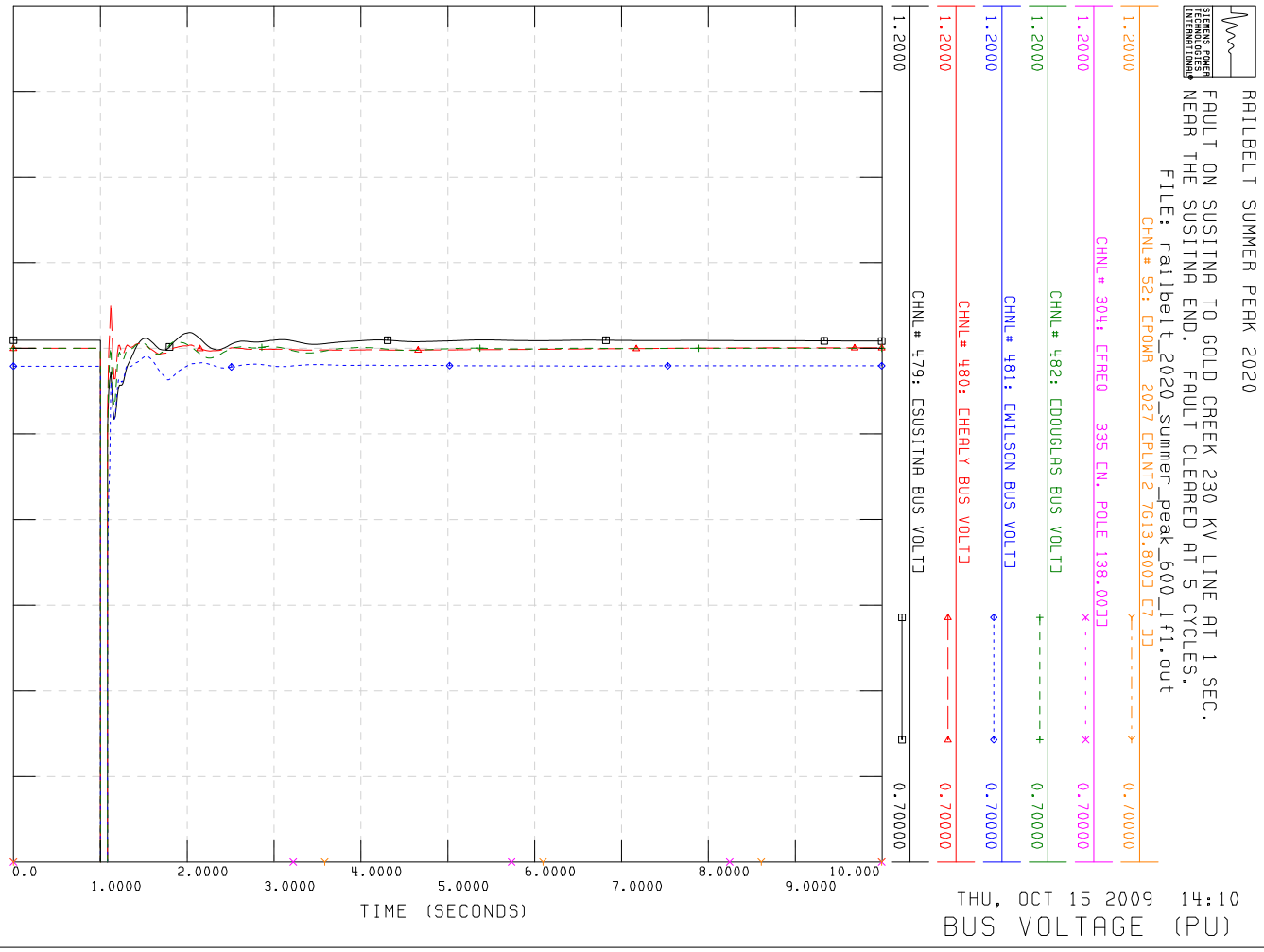
RAILBELT SUMMER PEAK 2020
FAULT ON SUSITNA TO GOLD CREEK 230 KV LINE AT 1 SEC.
NEAR THE SUSITNA END. FAULT CLEARED AT 5 CYCLES.
FILE: railbelt_2020_summer_peak_600_lf1.out
CHNL# 52: CPOWR 2027 CPLNT2 7613.8003 C7 JJ
CHNL# 304: CFREQ 335 CN. POLE 138.003J
CHNL# 482: CDOUGLAS BUS VOLTJ
CHNL# 481: CWILSON BUS VOLTJ
CHNL# 460: CHEALY BUS VOLTJ
CHNL# 479: CSUSITNA BUS VOLTJ
1.2000
0.70000
0.0
1.0000
2.0000
3.0000
4.0000
5.0000
6.0000
7.0000
8.0000
9.0000
10.000
TIME (SECONDS)
THU, OCT 15 2009 14:10
BUS VOLTAGE (PU)

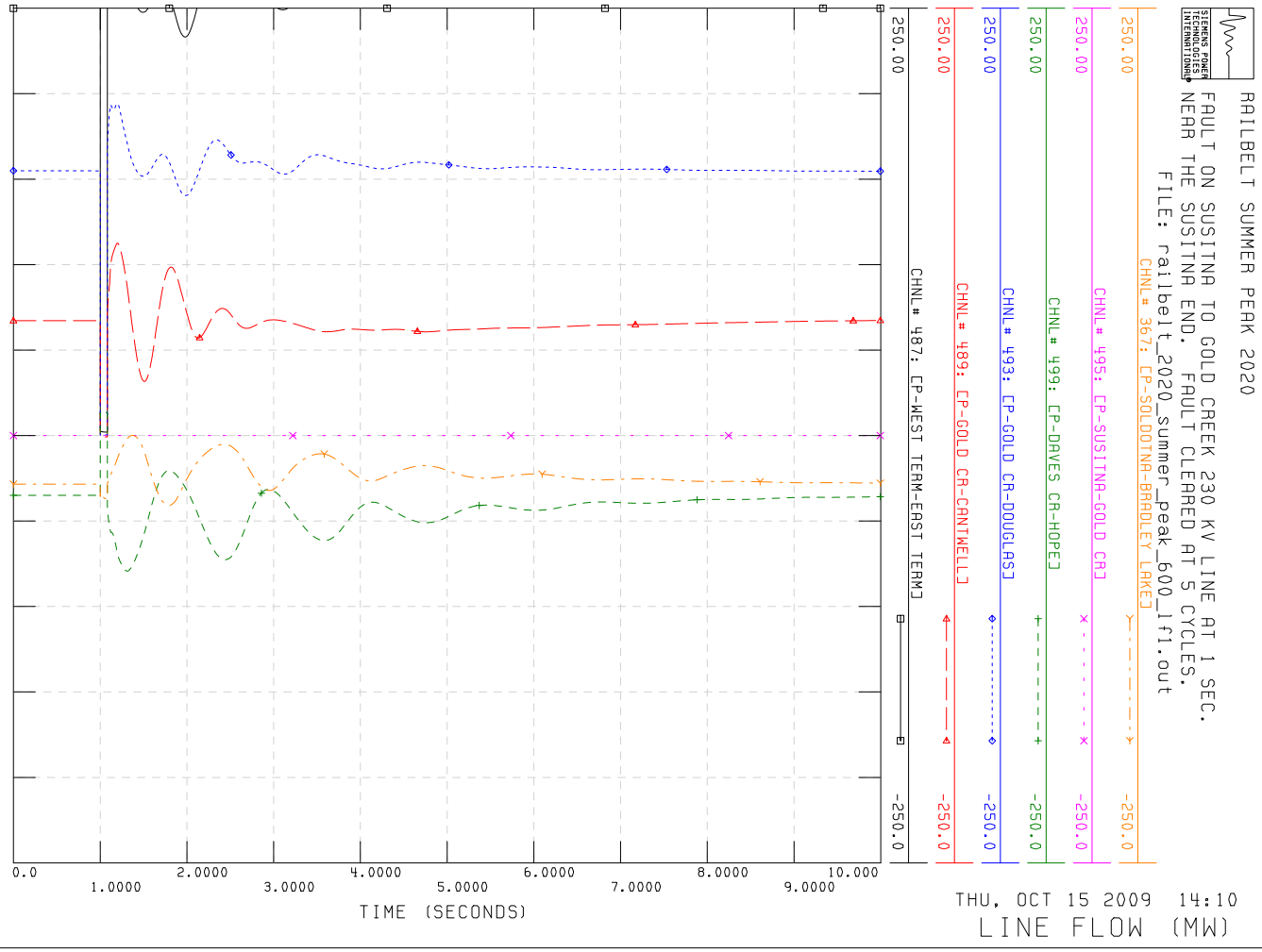
RAILBELT SUMMER PEAK 2020
FAULT ON SUSITNA TO GOLD CREEK 230 KV LINE AT 1 SEC.
NEAR THE SUSITNA END. FAULT CLEARED AT 5 CYCLES.
FILE: railbelt_2020_summer_peak_600_lf1.out
CHNL# 367: CP-SOLDOTNA-BRADLEY LAKE
CHNL# 495: CP-SUSITNA-GOLD CRK
CHNL# 499: CP-DAVES CR-HOPE
CHNL# 493: CP-GOLD CR-DOUGLAS
CHNL# 489: CP-GOLD CR-CANTWELL
CHNL# 487: CP-WEST TERM-EAST TERM
250.00
-250.0
0.0
1.0000
2.0000
3.0000
4.0000
5.0000
6.0000
7.0000
8.0000
9.0000
10.000
TIME (SECONDS)
THU, OCT 15 2009 14:10
LINE FLOW (MW)

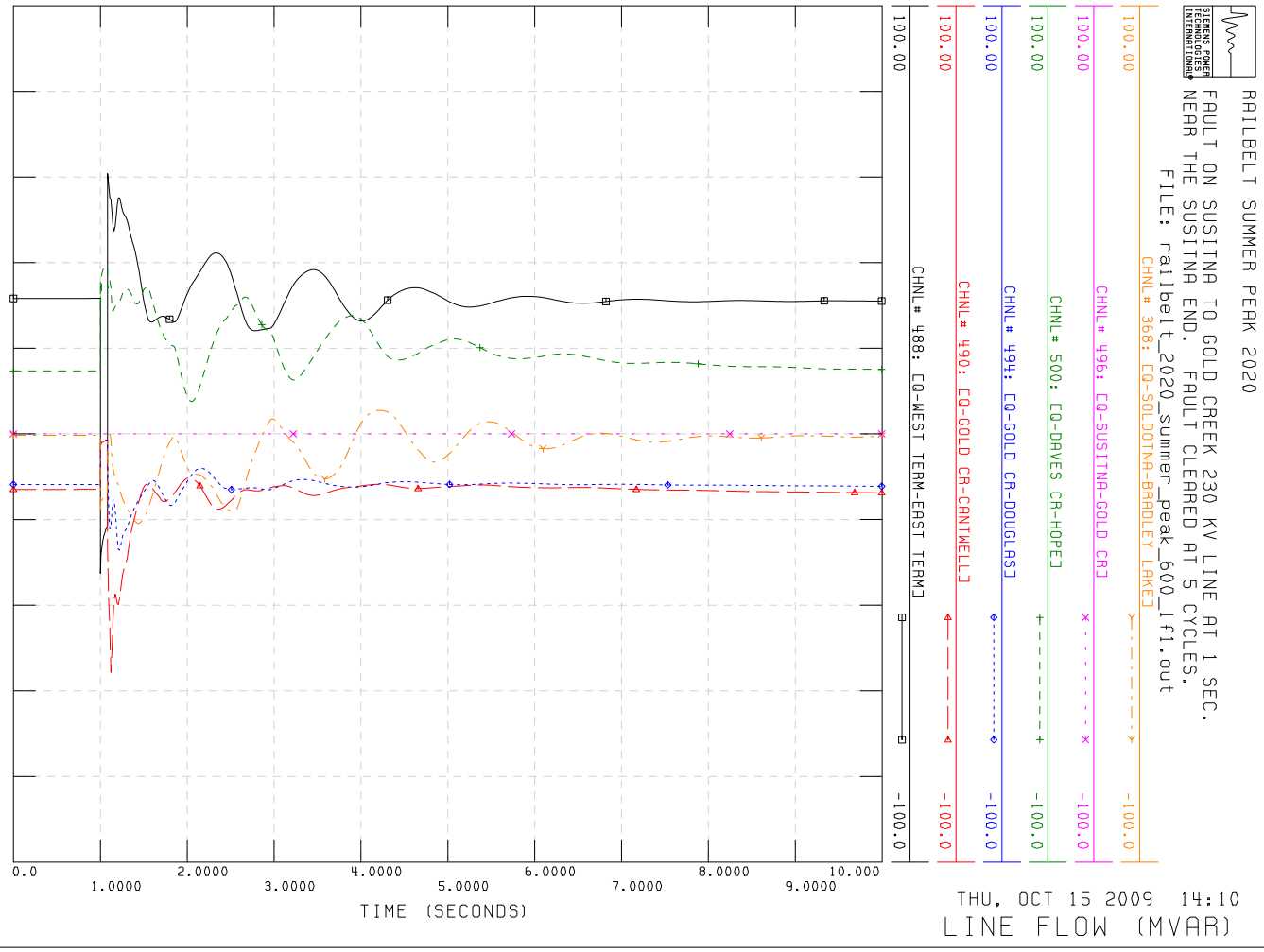
RAILBELT SUMMER PEAK 2020
FAULT ON SUSITNA TO GOLD CREEK 230 KV LINE AT 1 SEC.
NEAR THE SUSITNA END. FAULT CLEARED AT 5 CYCLES.
FILE: railbelt_2020_summer_peak_600_lf1.out
CHNL# 368: CQ-SOLDOTNA-BRADLEY LAKE
CHNL# 496: CQ-SUSITNA-GOLD CRK
CHNL# 500: CQ-DAVES CR-HOPE
CHNL# 494: CQ-GOLD CR-DOUGLAS
CHNL# 490: CQ-GOLD CR-CANTWELL
CHNL# 488: CQ-WEST TERM-EAST TERM
100.00
-100.0
0.0
1.0000
2.0000
3.0000
4.0000
5.0000
6.0000
7.0000
8.0000
9.0000
10.000
TIME (SECONDS)
THU, OCT 15 2009 14:10
LINE FLOW (MVAR)

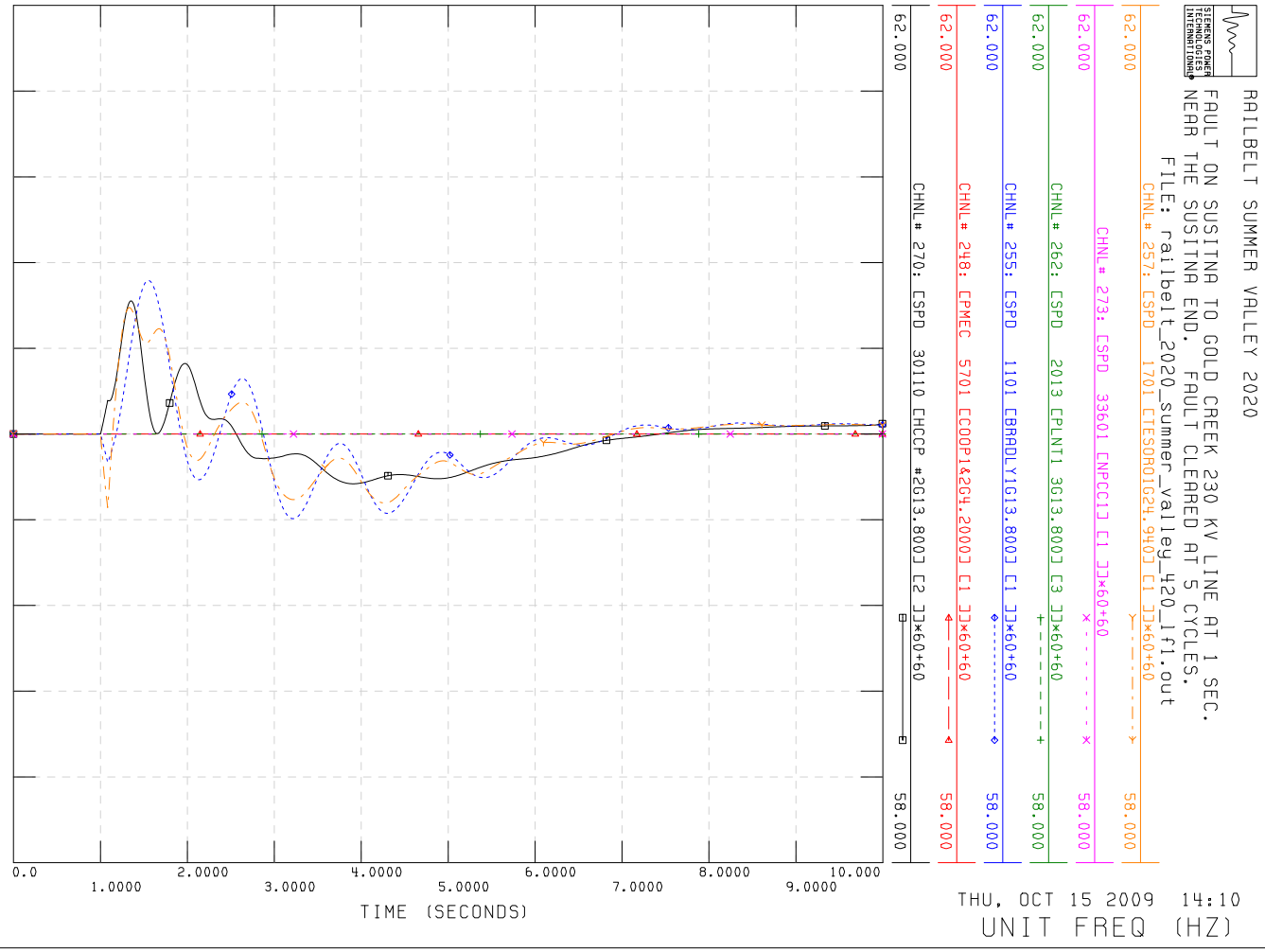
RAILBELT SUMMER VALLEY 2020
FAULT ON SUSITNA TO GOLD CREEK 230 KV LINE AT 1 SEC.
NEAR THE SUSITNA END. FAULT CLEARED AT 5 CYCLES.
FILE: railbelt_2020_summer_valley_420_lf1.out
CHNL# 257: [SPD 1701 [TESORO1G24.940] [1]]*60+60
CHNL# 273: [SPD 33601 [NPCC1] [1]]*60+60
CHNL# 262: [SPD 2013 [PLNT1 3G13.800] [3]]*60+60
CHNL# 255: [SPD 1101 [BRADLY1G13.800] [1]]*60+60
CHNL# 248: [PMEC 5701 [COOP1&2G4.2000] [1]]*60+60
CHNL# 270: [SPD 30110 [HCCP #2G13.800] [2]]*60+60
62.000
58.000
0.0
1.0000
2.0000
3.0000
4.0000
5.0000
6.0000
7.0000
8.0000
9.0000
10.000
TIME (SECONDS)
THU, OCT 15 2009 14:10
UNIT FREQ (HZ)

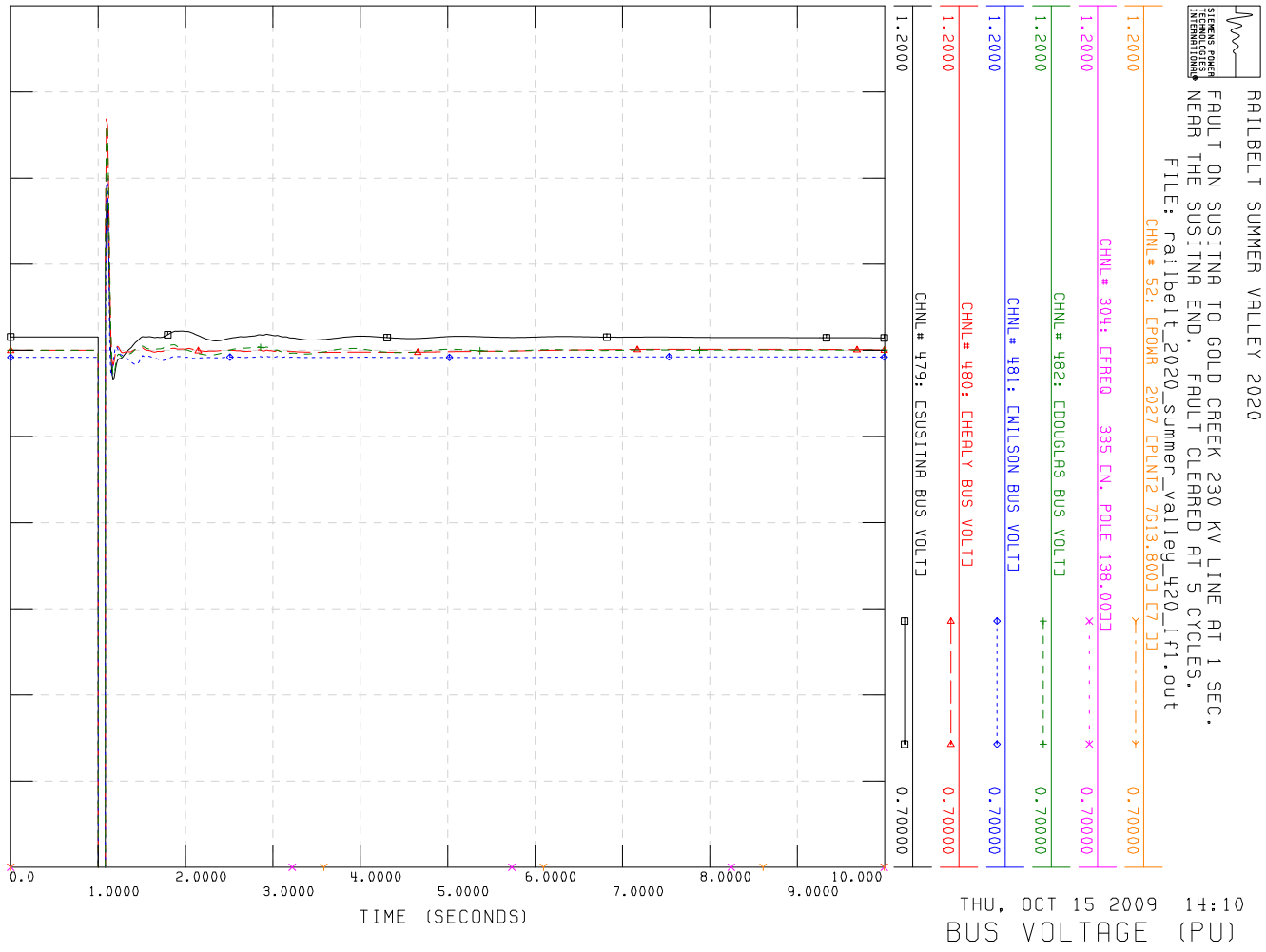
RAILBELT SUMMER VALLEY 2020
FAULT ON SUSITNA TO GOLD CREEK 230 KV LINE AT 1 SEC.
NEAR THE SUSITNA END. FAULT CLEARED AT 5 CYCLES.
FILE: railbelt_2020_summer_valley_420_lf1.out
CHNL# 52: [POWR 2027 [PLNT2 7G13.800] [7]]
CHNL# 304: [FREQ 335 [N. POLE 138.00]]
CHNL# 482: [DOUGLAS BUS VOLT]
CHNL# 481: [WILSON BUS VOLT]
CHNL# 480: [HEALY BUS VOLT]
CHNL# 479: [SUSITNA BUS VOLT]
1.2000
0.70000
0.0
1.0000
2.0000
3.0000
4.0000
5.0000
6.0000
7.0000
8.0000
9.0000
10.000
TIME (SECONDS)
THU, OCT 15 2009 14:10
BUS VOLTAGE (PU)

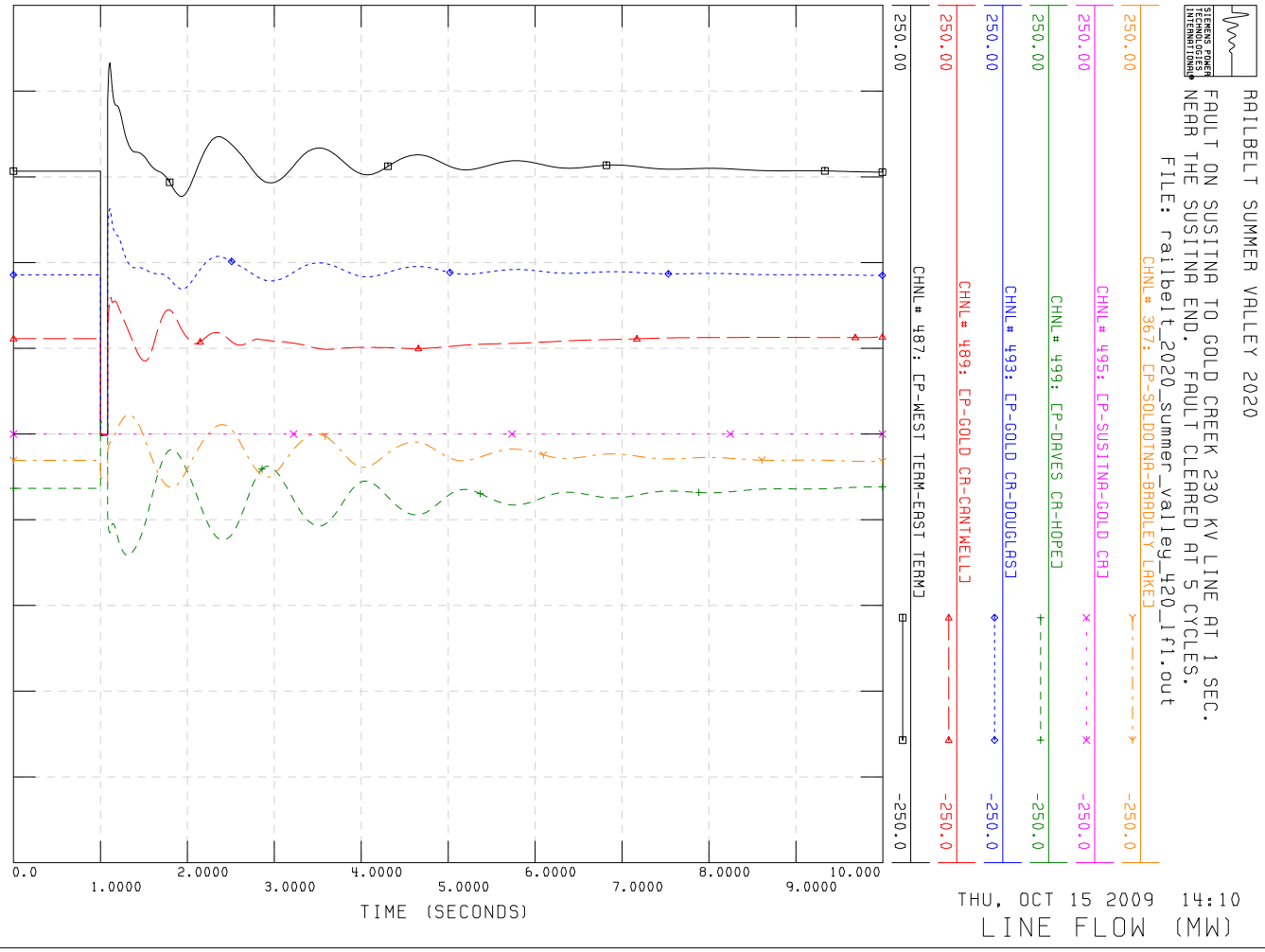
RAILBELT SUMMER VALLEY 2020
FAULT ON SUSITNA TO GOLD CREEK 230 KV LINE AT 1 SEC.
NEAR THE SUSITNA END. FAULT CLEARED AT 5 CYCLES.
FILE: railbelt_2020_summer_valley_420_lf1.out
CHNL# 367: EP-SOLDOTNA-BRADLEY LAKE
CHNL# 495: EP-SUSITNA-GOLD CR
CHNL# 499: EP-DAVES CR-HOPE
CHNL# 493: EP-GOLD CR-DOUGLAS
CHNL# 489: EP-GOLD CR-CANTWELL
250.00
-250.0
CHNL# 487: EP-WEST TERM-EAST TERM
TIME (SECONDS)
0.0
1.0000
2.0000
3.0000
4.0000
5.0000
6.0000
7.0000
8.0000
9.0000
10.000
THU, OCT 15 2009 14:10
LINE FLOW (MW)

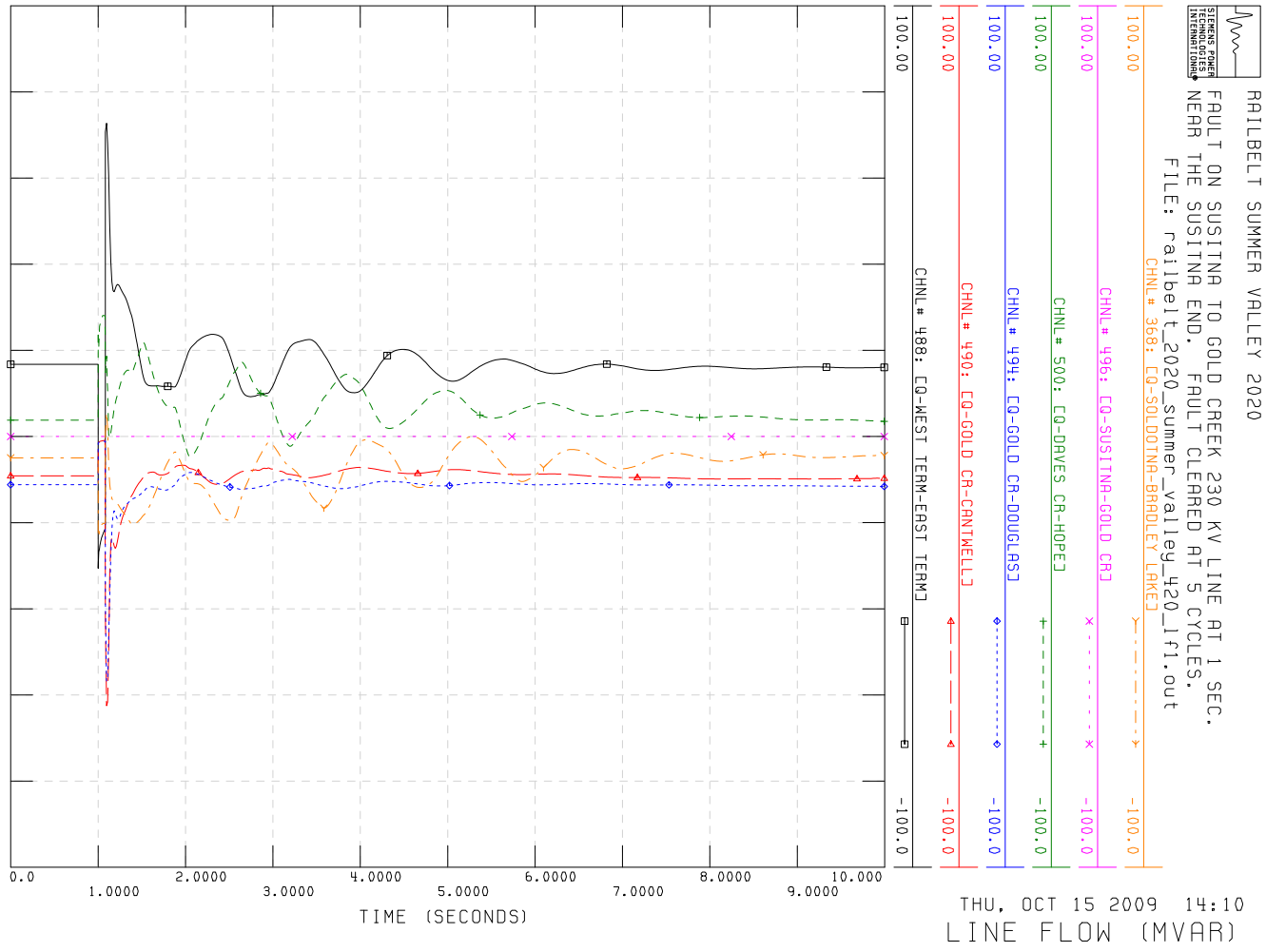
RAILBELT SUMMER VALLEY 2020
FAULT ON SUSITNA TO GOLD CREEK 230 KV LINE AT 1 SEC.
NEAR THE SUSITNA END. FAULT CLEARED AT 5 CYCLES.
FILE: railbelt_2020_summer_valley_420_lf1.out
CHNL# 368: CQ-SOLDOTNA-BRADLEY LAKE
CHNL# 496: CQ-SUSITNA-GOLD CR
CHNL# 500: CQ-DAVES CR-HOPE
CHNL# 494: CQ-GOLD CR-DOUGLAS
CHNL# 490: CQ-GOLD CR-CANTWELL
100.00
-100.0
CHNL# 488: CQ-WEST TERM-EAST TERM
TIME (SECONDS)
0.0
1.0000
2.0000
3.0000
4.0000
5.0000
6.0000
7.0000
8.0000
9.0000
10.000
THU, OCT 15 2009 14:10
LINE FLOW (MVAR)

RAILBELT SUMMER VALLEY 2020

FAULT ON SUSITNA TO GOLD CREEK 230 KV LINE AT 1 SEC.
NEAR THE SUSITNA END. FAULT CLEARED AT 5 CYCLES.
FILE: railbelt_2020_summer_valley_600_lf1.out

THU, OCT 15 2009 14:10

UNIT FREQ (HZ)

CHNL# 257: [SPD 1701 [TESOR01G24.940] [1]]×60+60
62.000 58.000

CHNL# 273: [SPD 33601 [NPCC1] [1]]×60+60
62.000 58.000

CHNL# 262: [SPD 2013 [PLNT1 3G13.800] [3]]×60+60
62.000 58.000

CHNL# 255: [SPD 1101 [BRADLY1G13.800] [1]]×60+60
62.000 58.000

CHNL# 248: [PMEC 5701 [COOP1&2G4.2000] [1]]×60+60
62.000 58.000

CHNL# 270: [SPD 30110 [HCCP #2G13.800] [2]]×60+60
62.000 58.000

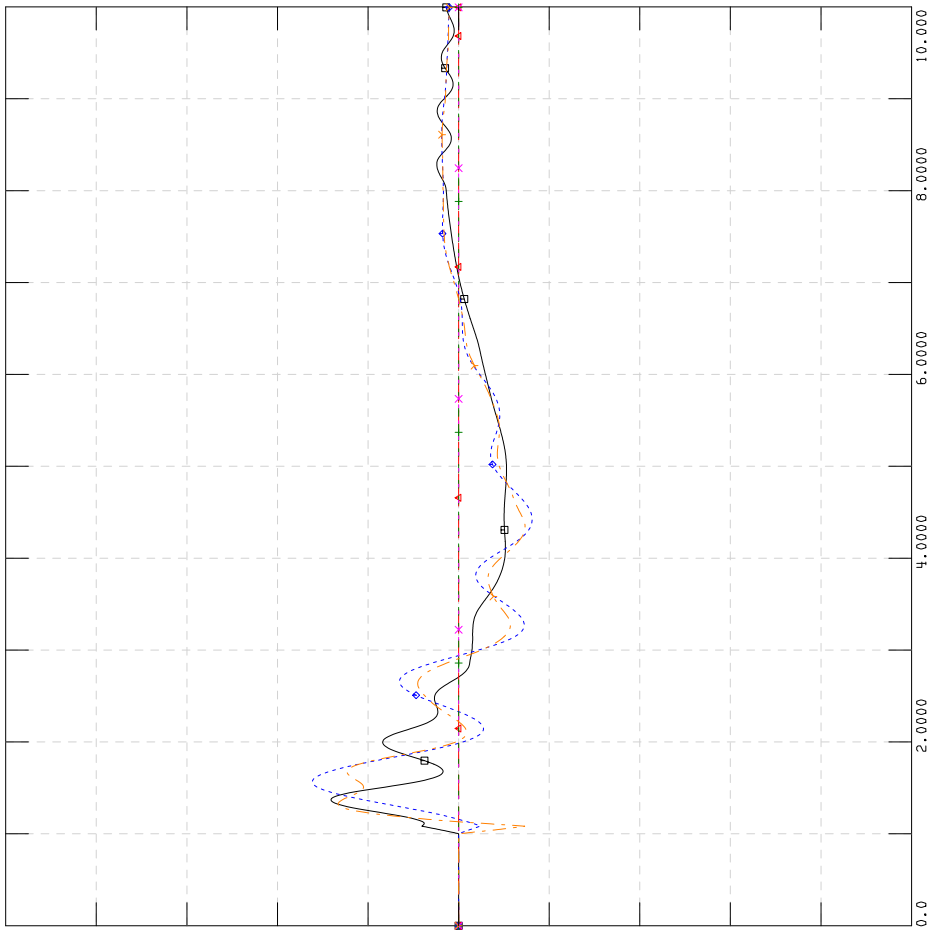

RAILBELT SUMMER VALLEY 2020

FAULT ON SUSITNA TO GOLD CREEK 230 KV LINE AT 1 SEC.
NEAR THE SUSITNA END. FAULT CLEARED AT 5 CYCLES.
FILE: railbelt_2020_summer_valley_600_lf1.out

THU, OCT 15 2009 14:10

BUS VOLTAGE (PU)

CHNL# 52: [POWR 2027 [PLNT2 7G13.800] [7]]
1.2000 0.70000

CHNL# 304: [FREQ 335 [N. POLE 138.00]]
1.2000 0.70000

CHNL# 482: [DOUGLAS BUS VOLT]
1.2000 0.70000

CHNL# 481: [WILSON BUS VOLT]
1.2000 0.70000

CHNL# 480: [HEALY BUS VOLT]
1.2000 0.70000

CHNL# 479: [SUSITNA BUS VOLT]
1.2000 0.70000

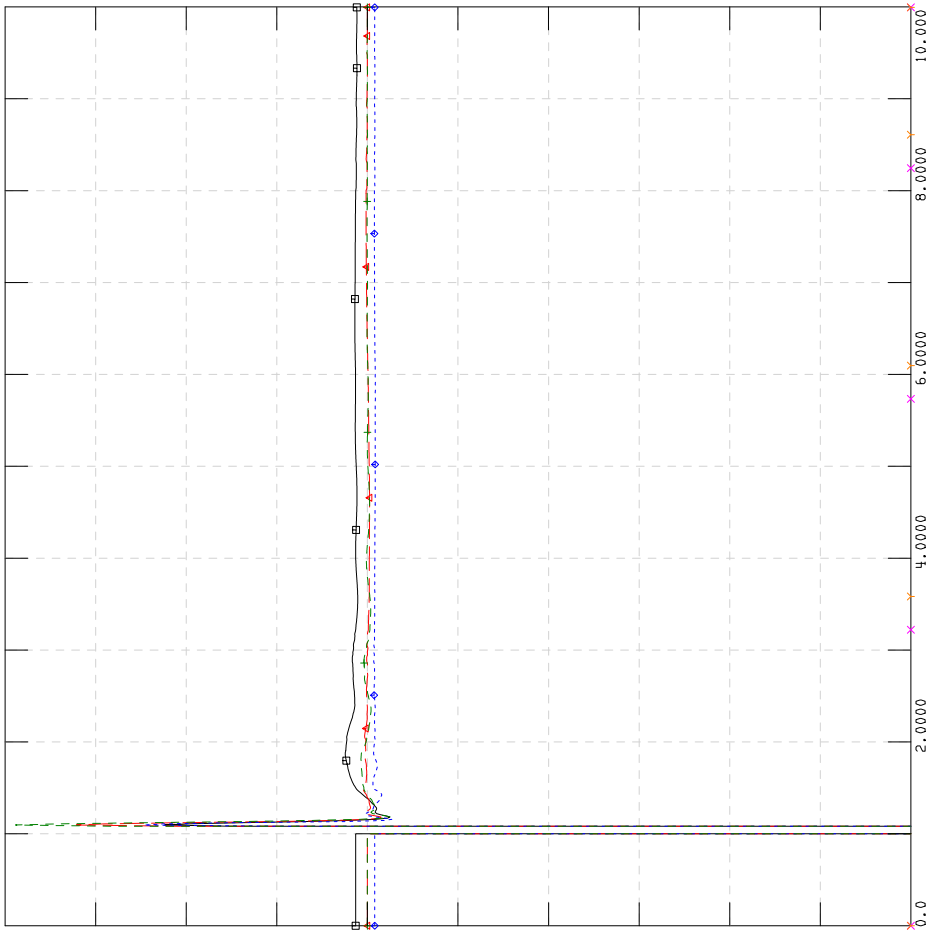

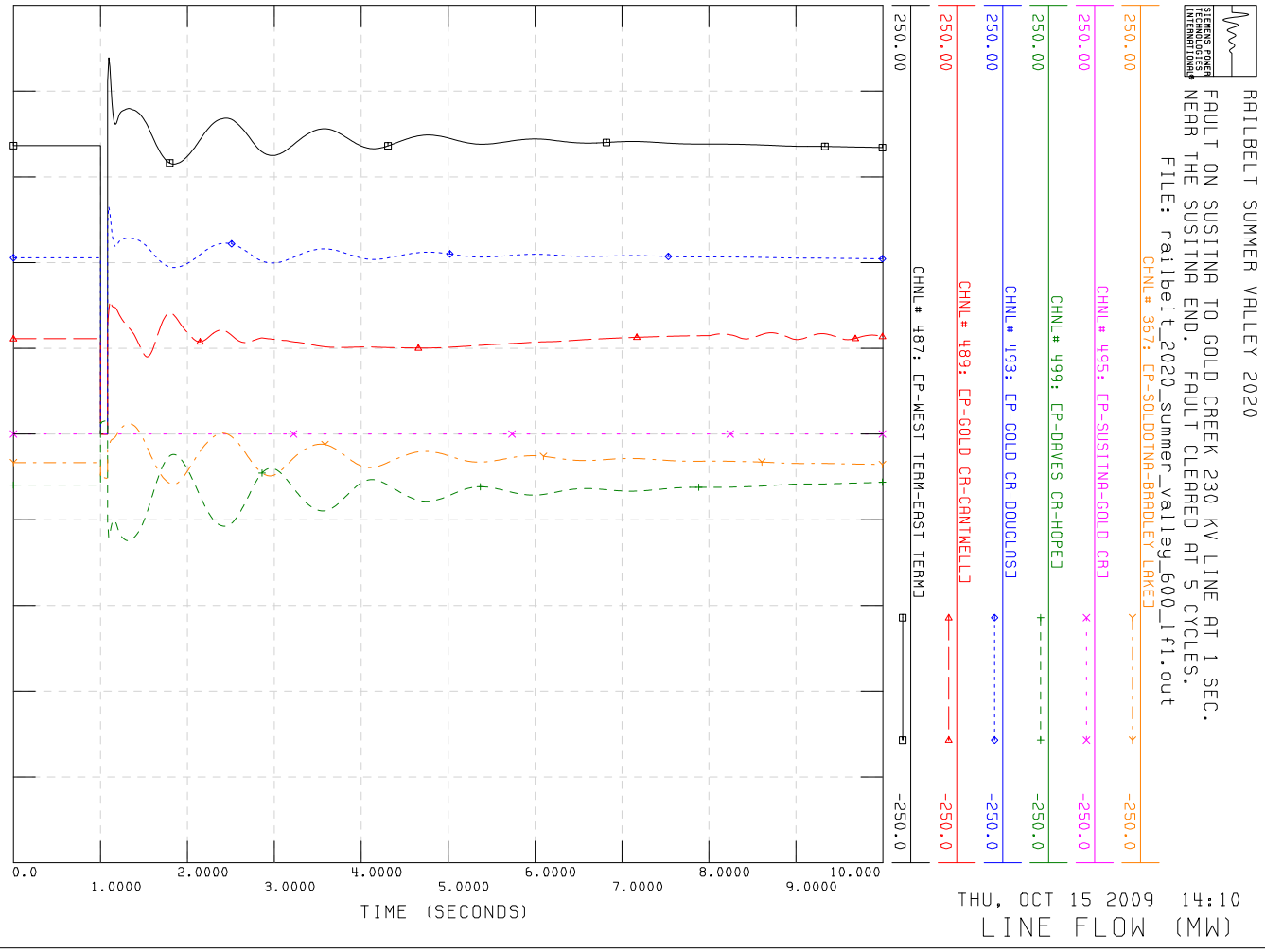
RAILBELT SUMMER VALLEY 2020
FAULT ON SUSITNA TO GOLD CREEK 230 KV LINE AT 1 SEC.
NEAR THE SUSITNA END. FAULT CLEARED AT 5 CYCLES.
FILE: railbelt_2020_summer_valley_600_lf1.out
CHNL# 367: EP-SOLDOTNA-BRADLEY LAKE
CHNL# 495: EP-SUSITNA-GOLD CRK
CHNL# 499: EP-DAVES CR-HOPE
CHNL# 493: EP-GOLD CR-DOUGLAS
CHNL# 489: EP-GOLD CR-CANTWELL
CHNL# 487: EP-WEST TERM-EAST TERM
250.00
-250.0
0.0
1.0000
2.0000
3.0000
4.0000
5.0000
6.0000
7.0000
8.0000
9.0000
10.000
TIME (SECONDS)
THU, OCT 15 2009 14:10
LINE FLOW (MW)

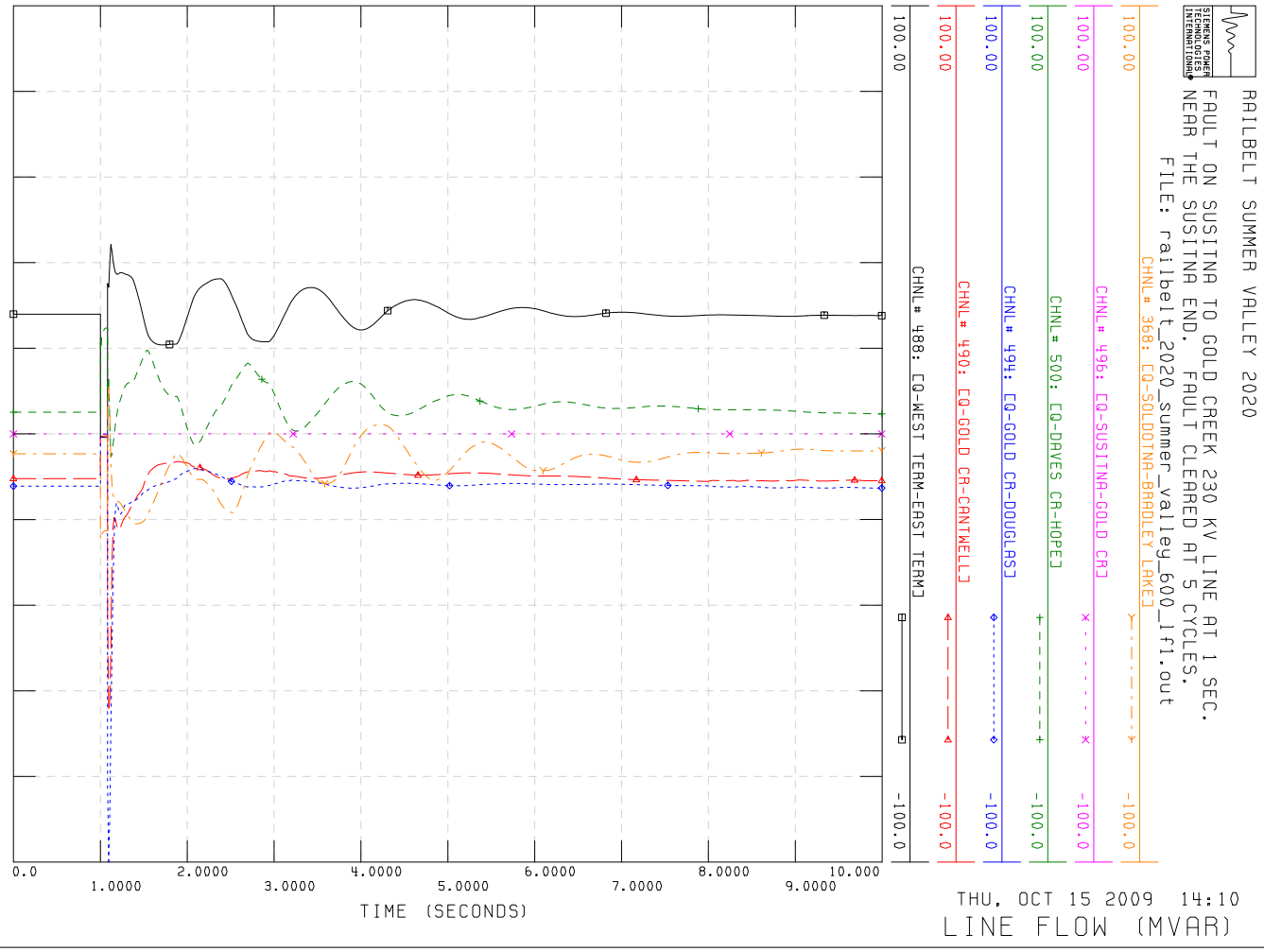
RAILBELT SUMMER VALLEY 2020
FAULT ON SUSITNA TO GOLD CREEK 230 KV LINE AT 1 SEC.
NEAR THE SUSITNA END. FAULT CLEARED AT 5 CYCLES.
FILE: railbelt_2020_summer_valley_600_lf1.out
CHNL# 368: CQ-SOLDOTNA-BRADLEY LAKE
CHNL# 496: CQ-SUSITNA-GOLD CRK
CHNL# 500: CQ-DAVES CR-HOPE
CHNL# 494: CQ-GOLD CR-DOUGLAS
CHNL# 490: CQ-GOLD CR-CANTWELL
CHNL# 488: CQ-WEST TERM-EAST TERM
100.00
-100.0
0.0
1.0000
2.0000
3.0000
4.0000
5.0000
6.0000
7.0000
8.0000
9.0000
10.000
TIME (SECONDS)
THU, OCT 15 2009 14:10
LINE FLOW (MVAR)

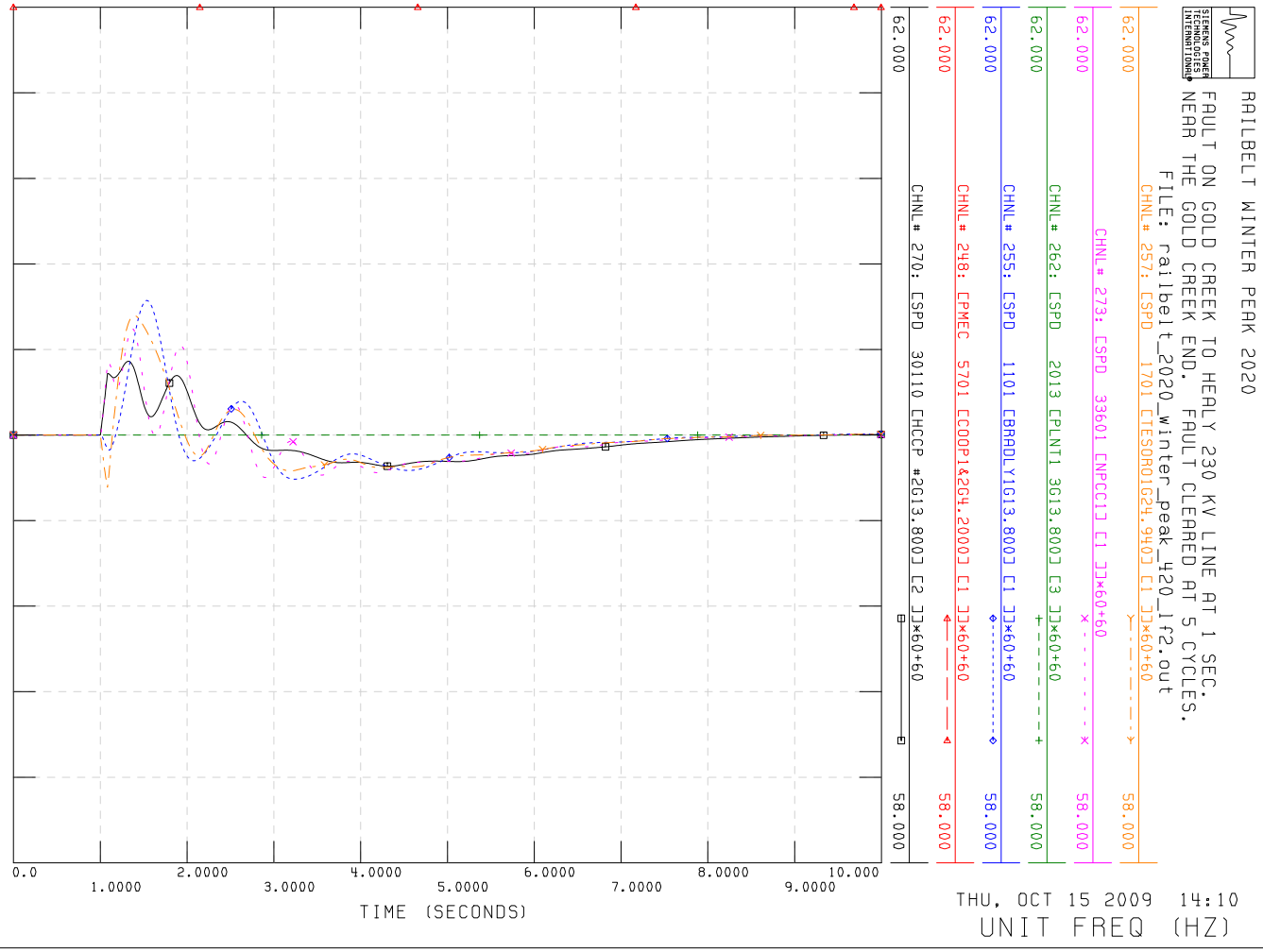
RAILBELT WINTER PEAK 2020
FAULT ON GOLD CREEK TO HEALY 230 KV LINE AT 1 SEC.
NEAR THE GOLD CREEK END. FAULT CLEARED AT 5 CYCLES.
FILE: railbelt_2020_winter_peak_420_lf2.out
CHNL# 257: CSPD 1701 CTESOR01G24.9400 C1 JJ×60+60
CHNL# 273: CSPD 33601 CNPCC1J C1 JJ×60+60
CHNL# 262: CSPD 2013 CPLNT1 3G13.800J C3 JJ×60+60
CHNL# 255: CSPD 1101 CBRADLY1G13.800J C1 JJ×60+60
CHNL# 248: CPMEC 5701 CCOOP1&2G4.2000J C1 JJ×60+60
CHNL# 270: CSPD 30110 CHCCP #2G13.800J C2 JJ×60+60
62.000
58.000
0.0
1.0000
2.0000
3.0000
4.0000
5.0000
6.0000
7.0000
8.0000
9.0000
10.000
TIME (SECONDS)
THU, OCT 15 2009 14:10
UNIT FREQ (HZ)

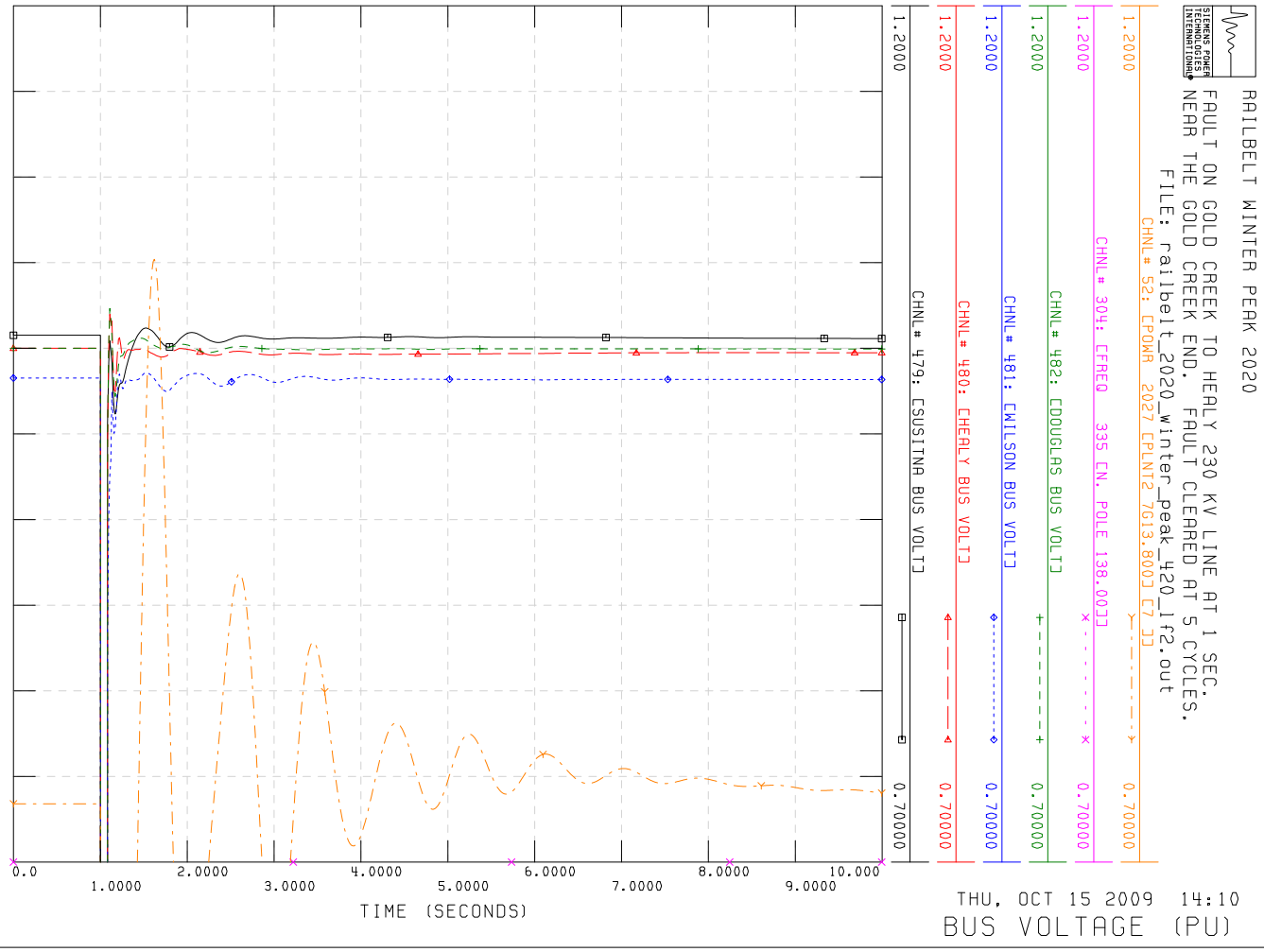
RAILBELT WINTER PEAK 2020
FAULT ON GOLD CREEK TO HEALY 230 KV LINE AT 1 SEC.
NEAR THE GOLD CREEK END. FAULT CLEARED AT 5 CYCLES.
FILE: railbelt_2020_winter_peak_420_lf2.out
CHNL# 52: CPOWR 2027 CPLNT2 7613.800J C7 JJ
CHNL# 304: CFREQ 335 CN. POLE 138.00JJ
CHNL# 482: CDOUGLAS BUS VOLTJ
CHNL# 481: CWILSON BUS VOLTJ
CHNL# 480: CHEALY BUS VOLTJ
CHNL# 479: CSUSITNA BUS VOLTJ
1.2000
0.70000
0.0
1.0000
2.0000
3.0000
4.0000
5.0000
6.0000
7.0000
8.0000
9.0000
10.000
TIME (SECONDS)
THU, OCT 15 2009 14:10
BUS VOLTAGE (PU)

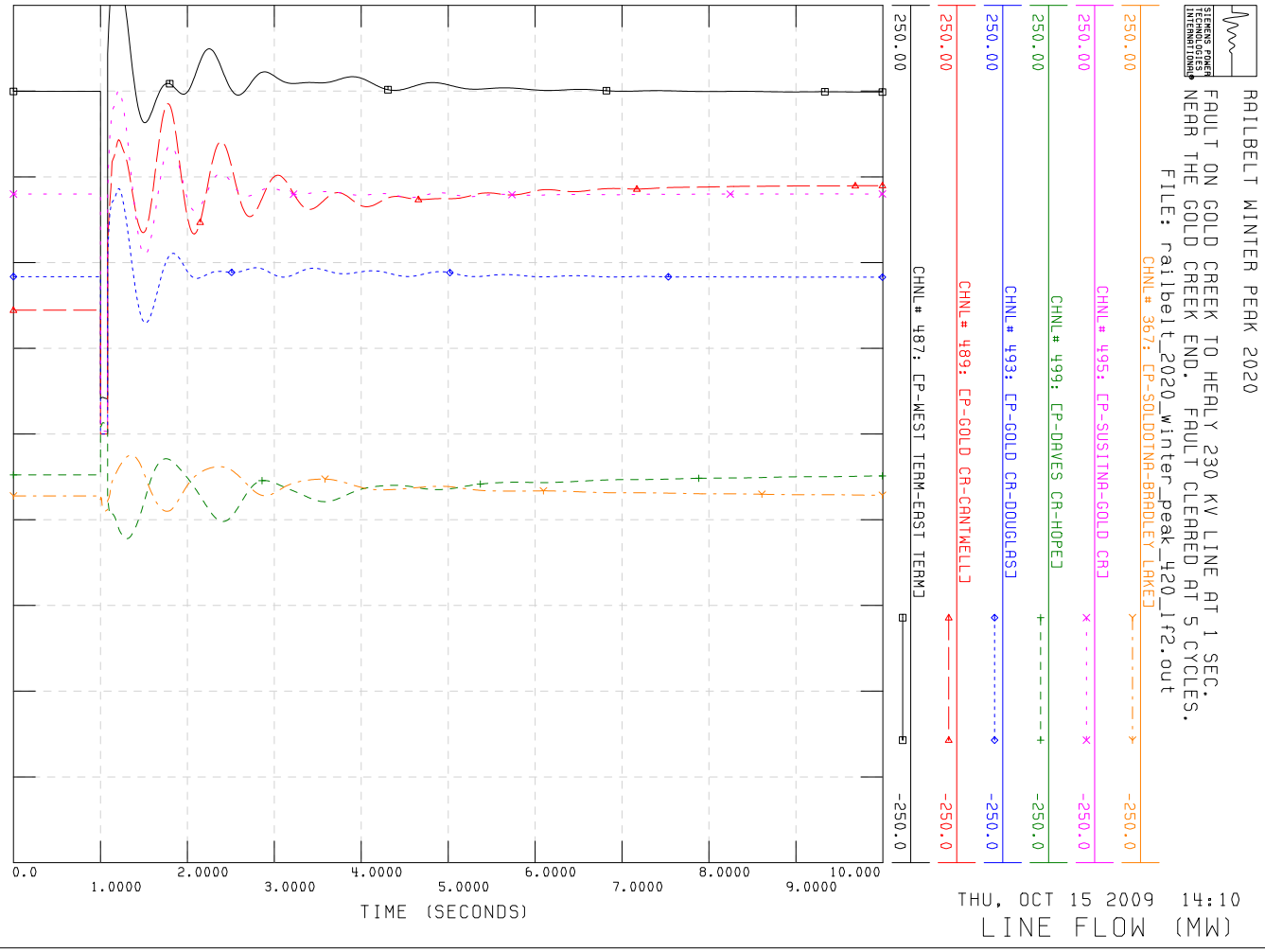
RAILBELT WINTER PEAK 2020
FAULT ON GOLD CREEK TO HEALY 230 KV LINE AT 1 SEC.
NEAR THE GOLD CREEK END. FAULT CLEARED AT 5 CYCLES.
FILE: railbelt_2020_winter_peak_420_lf2.out
CHNL# 367: CP-SOLDOTNA-BRADLEY LAKE
CHNL# 495: CP-SUSITNA-GOLD CR
CHNL# 499: CP-DAVES CR-HOPE
CHNL# 493: CP-GOLD CR-DOUGLAS
CHNL# 489: CP-GOLD CR-CANTWELL
CHNL# 487: CP-WEST TERM-EAST TERM
250.00
-250.0
TIME (SECONDS)
THU, OCT 15 2009 14:10
LINE FLOW (MW)

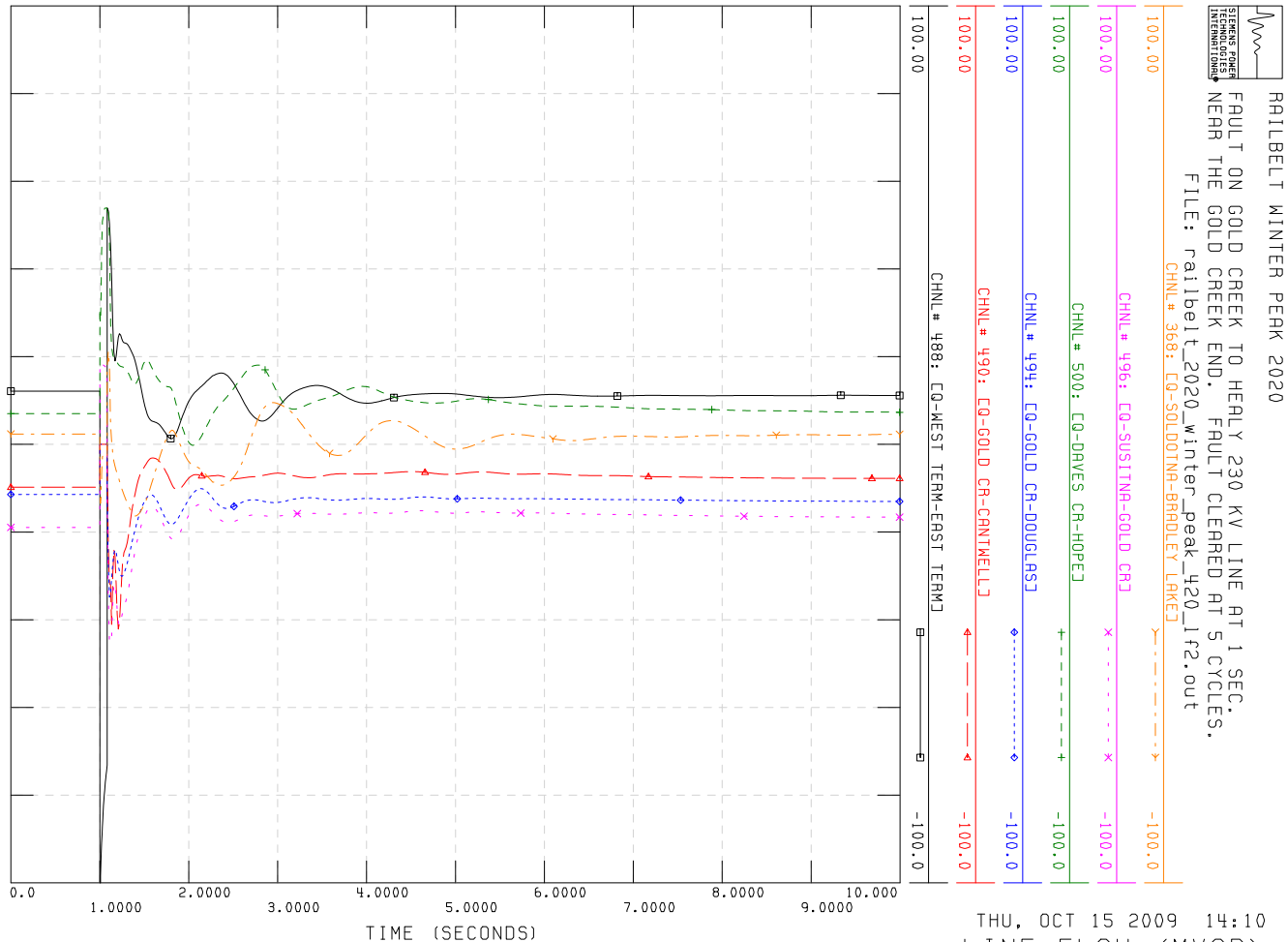
RAILBELT WINTER PEAK 2020
FAULT ON GOLD CREEK TO HEALY 230 KV LINE AT 1 SEC.
NEAR THE GOLD CREEK END. FAULT CLEARED AT 5 CYCLES.
FILE: railbelt_2020_winter_peak_420_lf2.out
CHNL# 368: CQ-SOLDOTNA-BRADLEY LAKE
CHNL# 496: CQ-SUSITNA-GOLD CR
CHNL# 500: CQ-DAVES CR-HOPE
CHNL# 494: CQ-GOLD CR-DOUGLAS
CHNL# 490: CQ-GOLD CR-CANTWELL
CHNL# 488: CQ-WEST TERM-EAST TERM
100.00
-100.0
TIME (SECONDS)
THU, OCT 15 2009 14:10
LINE FLOW (MVAR)

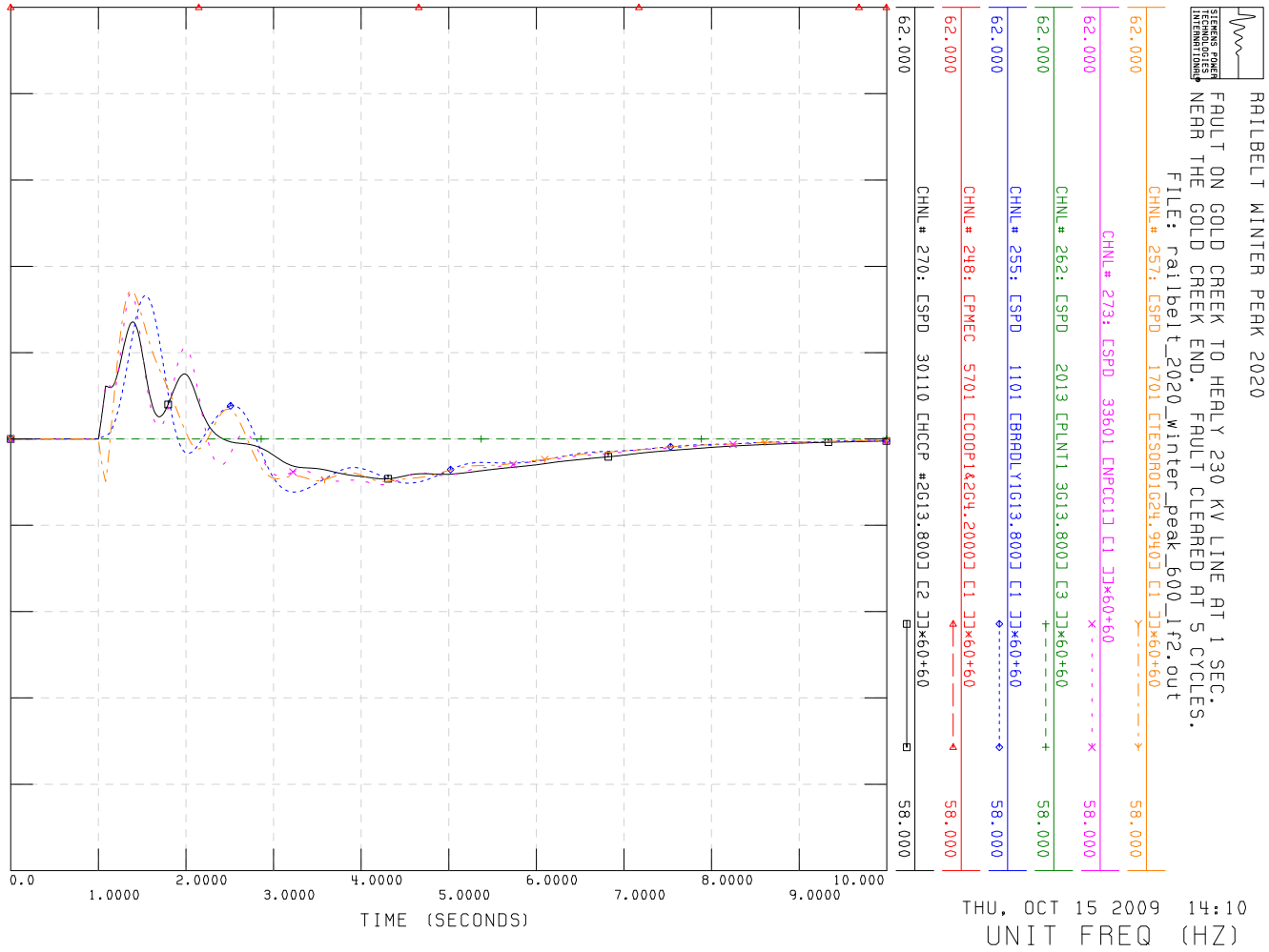
RAILBELT WINTER PEAK 2020
FAULT ON GOLD CREEK TO HEALY 230 KV LINE AT 1 SEC.
NEAR THE GOLD CREEK END. FAULT CLEARED AT 5 CYCLES.
FILE: railbelt_2020_winter_peak_600_lf2.out
CHNL# 257: CSPD 1701 CTESOR01G24.9400 C1 JJ×60+60
CHNL# 273: CSPD 33601 CNPCC1J C1 JJ×60+60
CHNL# 262: CSPD 2013 CPLNT1 3G13.8000 C3 JJ×60+60
CHNL# 255: CSPD 1101 CBRADLY1G13.8000 C1 JJ×60+60
CHNL# 248: CPMEC 5701 CCOOPI&2G4.2000J C1 JJ×60+60
CHNL# 270: CSPD 30110 CHCCP #2G13.8000 C2 JJ×60+60
62.000
58.000
0.0
1.0000
2.0000
3.0000
4.0000
5.0000
6.0000
7.0000
8.0000
9.0000
10.000
TIME (SECONDS)
THU, OCT 15 2009 14:10
UNIT FREQ (HZ)

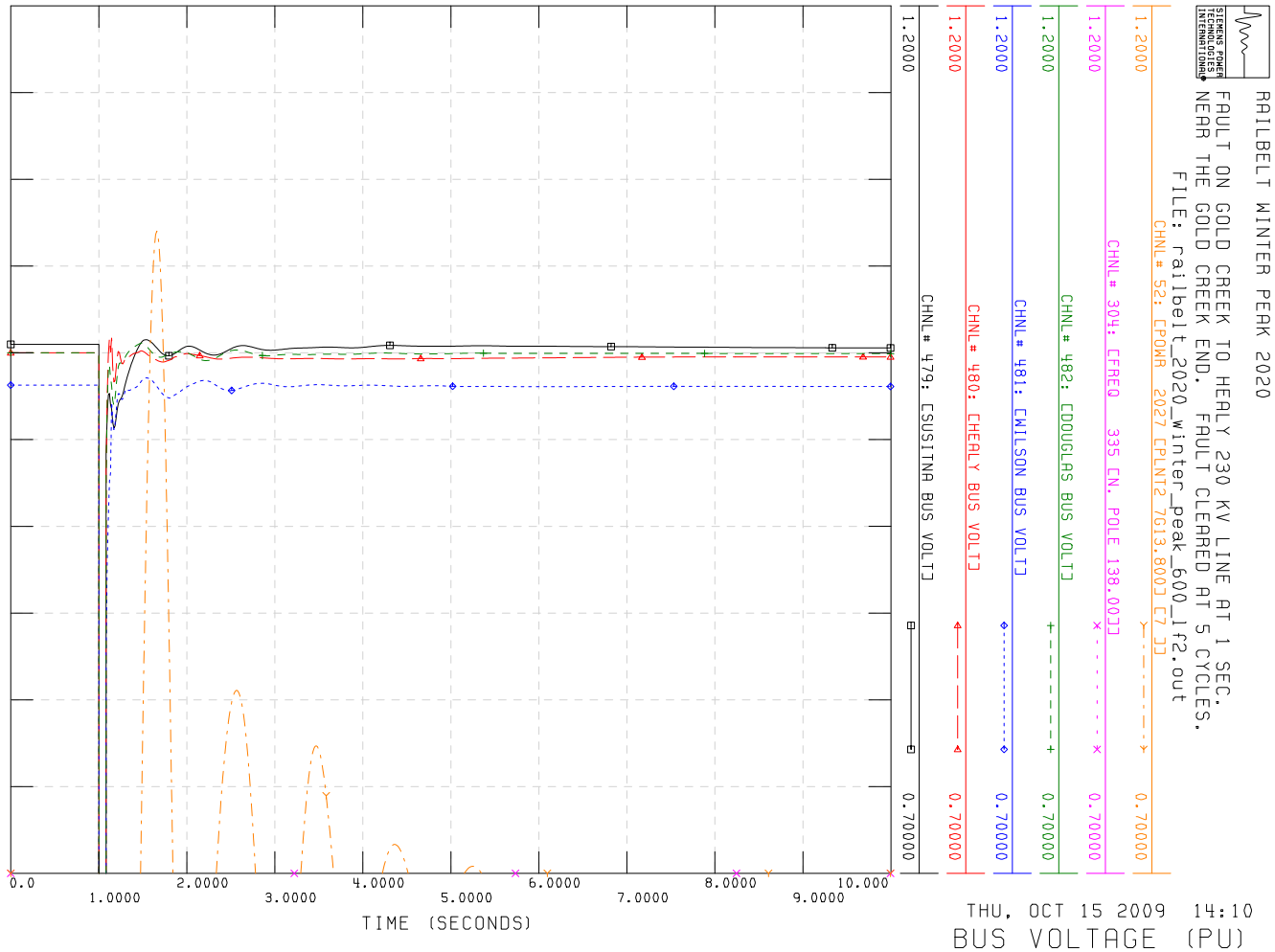
RAILBELT WINTER PEAK 2020
FAULT ON GOLD CREEK TO HEALY 230 KV LINE AT 1 SEC.
NEAR THE GOLD CREEK END. FAULT CLEARED AT 5 CYCLES.
FILE: railbelt_2020_winter_peak_600_lf2.out
CHNL# 52: CPOWR 2027 CPLNT2 7613.8003 C7 JJ
CHNL# 304: CFREQ 335 CN. POLE 138.003J
CHNL# 482: CDOUGLAS BUS VOLTJ
CHNL# 481: CWILSON BUS VOLTJ
CHNL# 460: CHEALY BUS VOLTJ
CHNL# 479: CSUSITNA BUS VOLTJ
1.2000
0.70000
0.0
1.0000
2.0000
3.0000
4.0000
5.0000
6.0000
7.0000
8.0000
9.0000
10.000
TIME (SECONDS)
THU, OCT 15 2009 14:10
BUS VOLTAGE (PU)

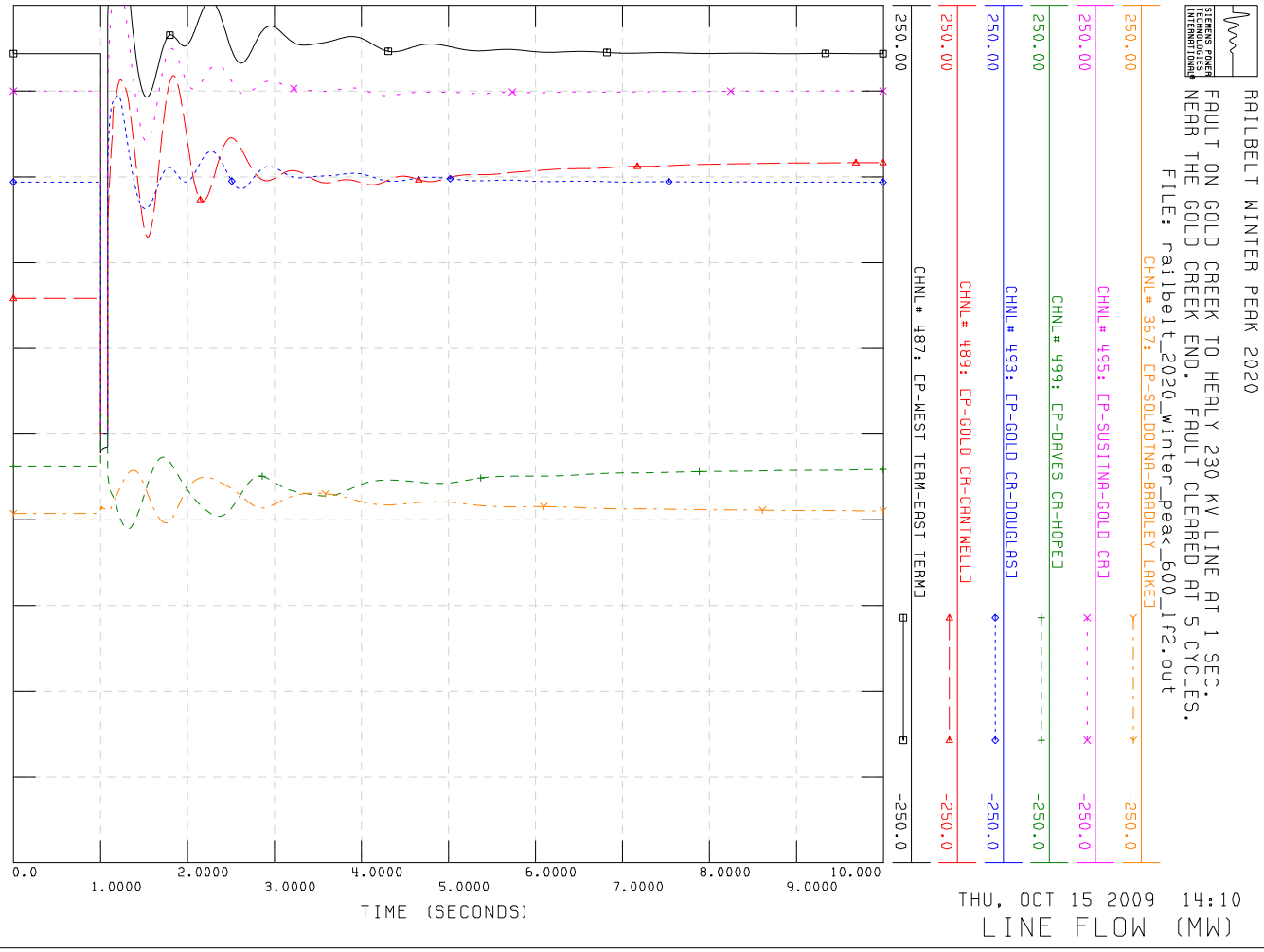
RAILBELT WINTER PEAK 2020
FAULT ON GOLD CREEK TO HEALY 230 KV LINE AT 1 SEC.
NEAR THE GOLD CREEK END. FAULT CLEARED AT 5 CYCLES.
FILE: railbelt_2020_winter_peak_600_lf2.out
CHNL# 367: CP-SOLDOTNA-BRADLEY LAKE
CHNL# 495: CP-SUSITNA-GOLD CR
CHNL# 499: CP-DAVES CR-HOPE
CHNL# 493: CP-GOLD CR-DOUGLAS
CHNL# 489: CP-GOLD CR-CANTWELL
CHNL# 487: CP-WEST TERM-EAST TERM
250.00
-250.0
0.0
1.0000
2.0000
3.0000
4.0000
5.0000
6.0000
7.0000
8.0000
9.0000
10.000
TIME (SECONDS)
THU, OCT 15 2009 14:10
LINE FLOW (MW)

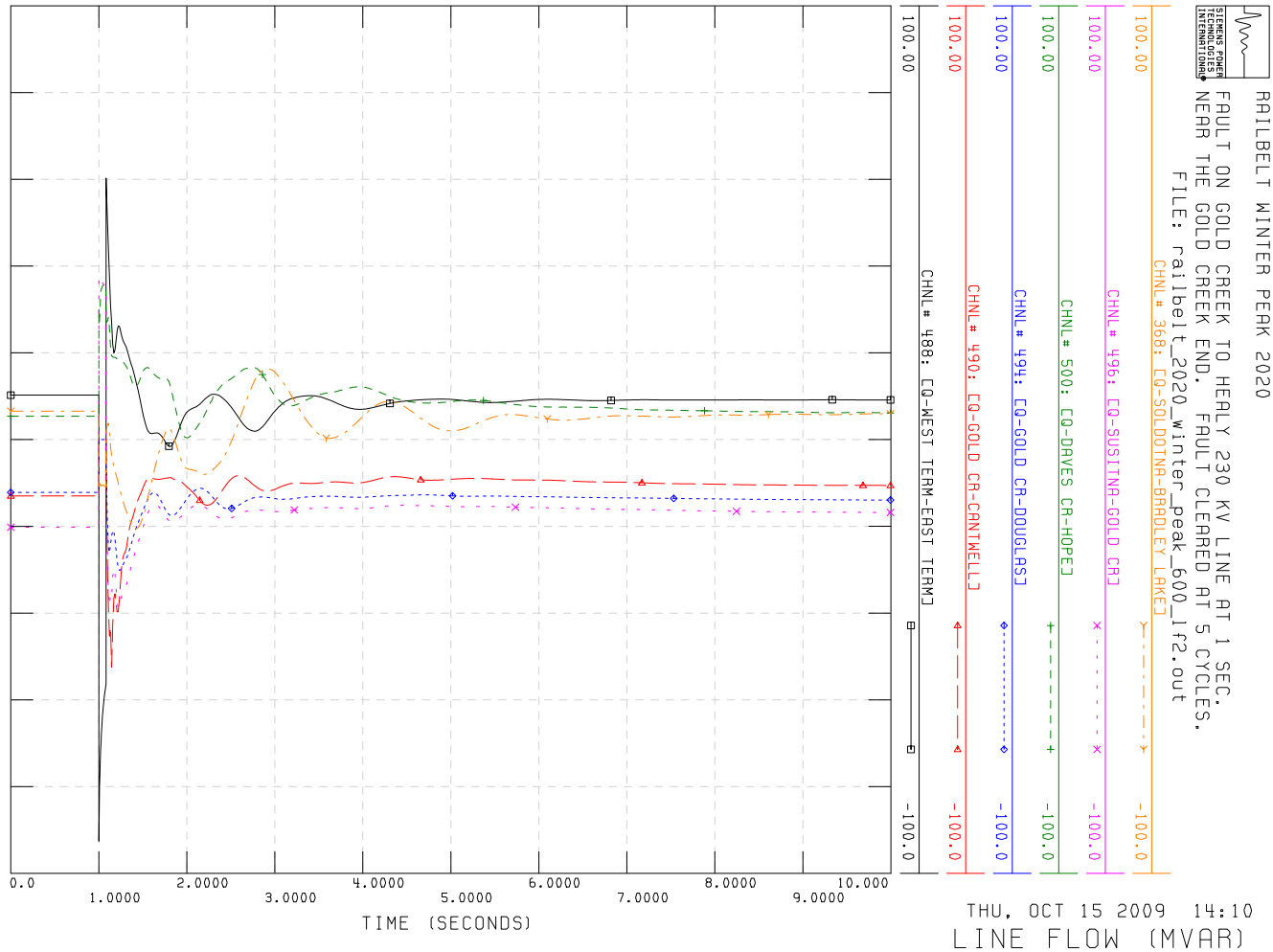
RAILBELT WINTER PEAK 2020
FAULT ON GOLD CREEK TO HEALY 230 KV LINE AT 1 SEC.
NEAR THE GOLD CREEK END. FAULT CLEARED AT 5 CYCLES.
FILE: railbelt_2020_winter_peak_600_lf2.out
CHNL# 368: CQ-SOLDOTNA-BRADLEY LAKE
CHNL# 496: CQ-SUSITNA-GOLD CR
CHNL# 500: CQ-DAVES CR-HOPE
CHNL# 494: CQ-GOLD CR-DOUGLAS
CHNL# 490: CQ-GOLD CR-CANTWELL
CHNL# 488: CQ-WEST TERM-EAST TERM
100.00
-100.0
0.0
1.0000
2.0000
3.0000
4.0000
5.0000
6.0000
7.0000
8.0000
9.0000
10.000
TIME (SECONDS)
THU, OCT 15 2009 14:10
LINE FLOW (MVAR)

RAILBELT SUMMER PEAK 2020

FAULT ON GOLD CREEK TO HEALY 230 KV LINE AT 1 SEC.
NEAR THE GOLD CREEK END. FAULT CLEARED AT 5 CYCLES.
FILE: railbelt_2020_summer_peak_420_lf2.out

THU, OCT 15 2009 14:10

UNIT FREQ (HZ)

CHNL# 257: [SPD 1701 [TESOR01G24.940] [1]]×60+60
62.000 58.000

CHNL# 273: [SPD 33601 [NPCC1] [1]]×60+60
62.000 58.000

CHNL# 262: [SPD 2013 [PLNT1 3G13.800] [3]]×60+60
62.000 58.000

CHNL# 255: [SPD 1101 [BRADLY1G13.800] [1]]×60+60
62.000 58.000

CHNL# 248: [PMEC 5701 [COOP1&2G4.2000] [1]]×60+60
62.000 58.000

CHNL# 270: [SPD 30110 [HCCP #2G13.800] [2]]×60+60
62.000 58.000

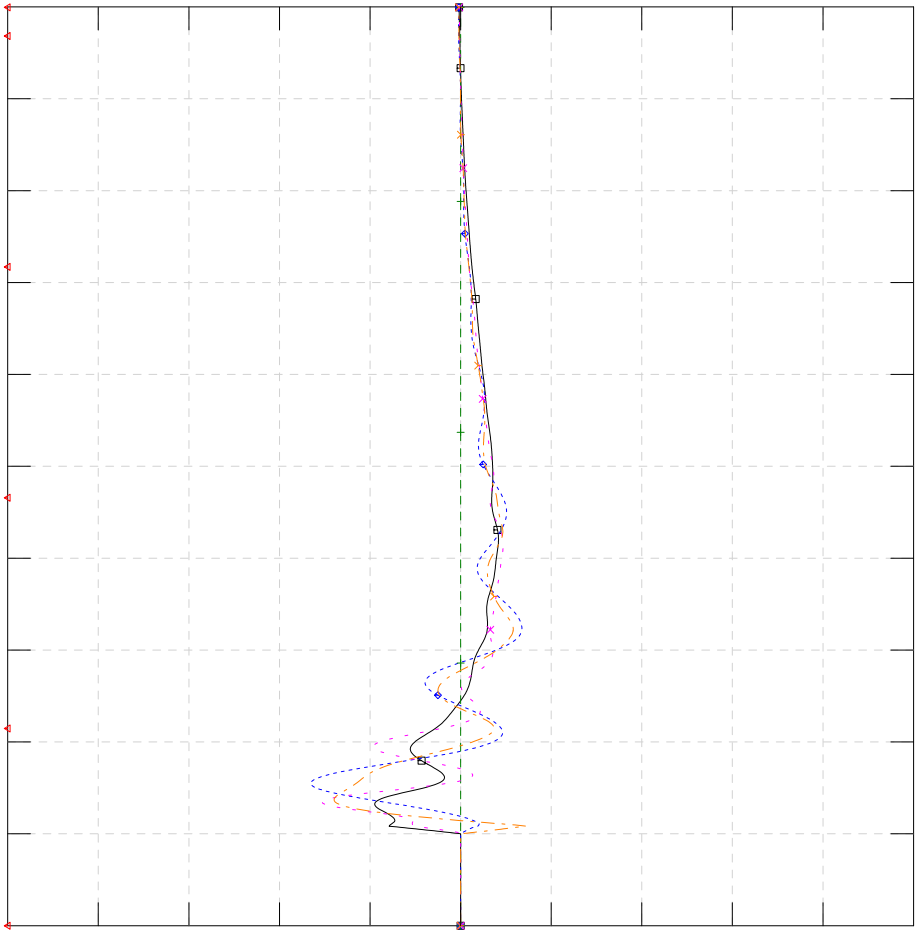

RAILBELT SUMMER PEAK 2020

FAULT ON GOLD CREEK TO HEALY 230 KV LINE AT 1 SEC.
NEAR THE GOLD CREEK END. FAULT CLEARED AT 5 CYCLES.
FILE: railbelt_2020_summer_peak_420_lf2.out

THU, OCT 15 2009 14:10

BUS VOLTAGE (PU)

CHNL# 52: [POWR 2027 [PLNT2 7G13.800] [7]]
1.2000 0.70000

CHNL# 304: [FREQ 335 [N. POLE 138.00]]
1.2000 0.70000

CHNL# 482: [DOUGLAS BUS VOLT]
1.2000 0.70000

CHNL# 481: [WILSON BUS VOLT]
1.2000 0.70000

CHNL# 480: [HEALY BUS VOLT]
1.2000 0.70000

CHNL# 479: [SUSITNA BUS VOLT]
1.2000 0.70000

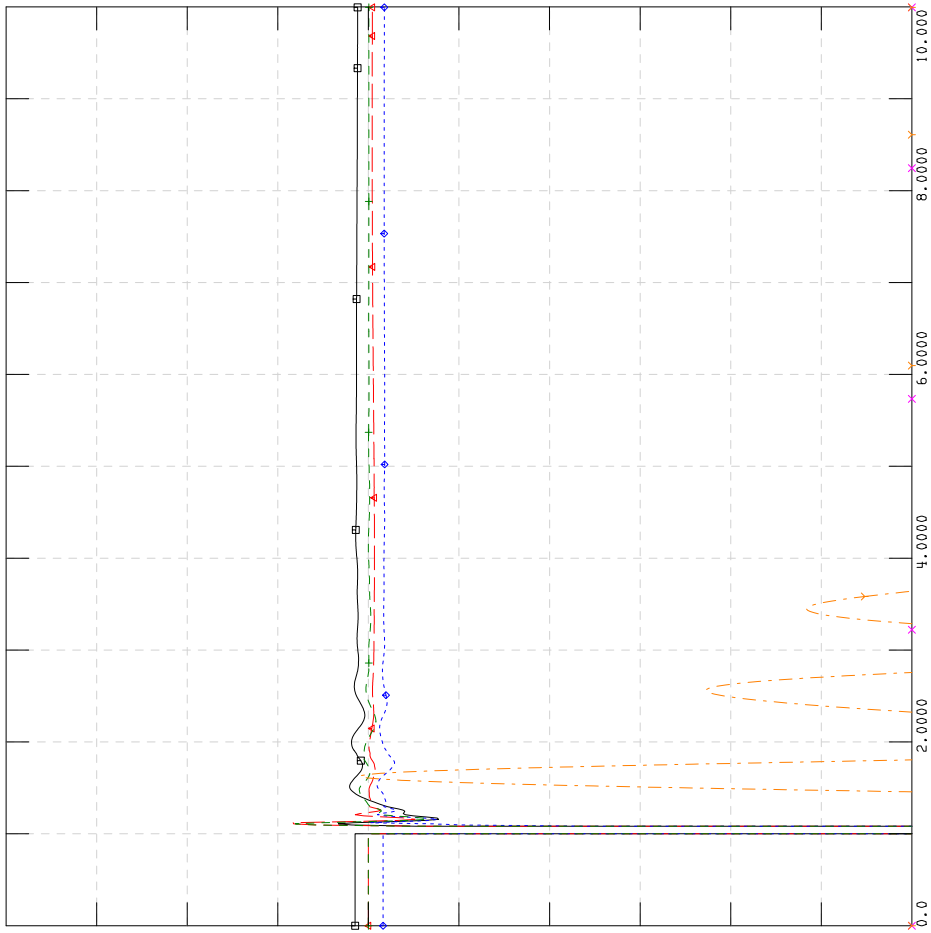

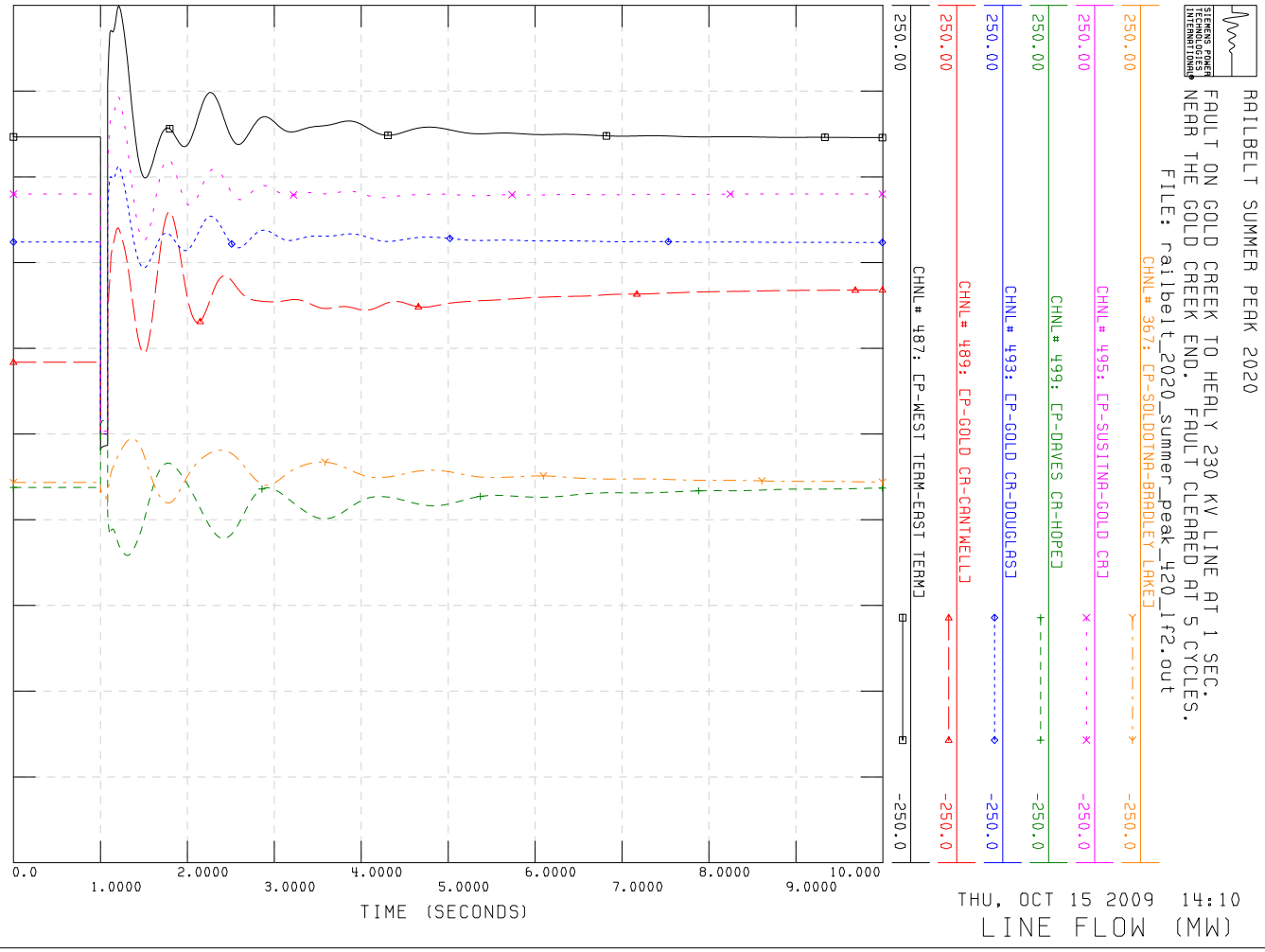
RAILBELT SUMMER PEAK 2020
FAULT ON GOLD CREEK TO HEALY 230 KV LINE AT 1 SEC.
NEAR THE GOLD CREEK END. FAULT CLEARED AT 5 CYCLES.
FILE: railbelt_2020_summer_peak_420_lf2.out
CHNL# 367: CP-SOLDOTNA-BRADLEY LAKE
CHNL# 495: CP-SUSITNA-GOLD CR
CHNL# 499: CP-DAVES CR-HOPE
CHNL# 493: CP-GOLD CR-DOUGLAS
CHNL# 489: CP-GOLD CR-CANTWELL
CHNL# 487: CP-WEST TERM-EAST TERM
250.00
-250.0
TIME (SECONDS)
0.0
1.0000
2.0000
3.0000
4.0000
5.0000
6.0000
7.0000
8.0000
9.0000
10.000
THU, OCT 15 2009 14:10
LINE FLOW (MW)

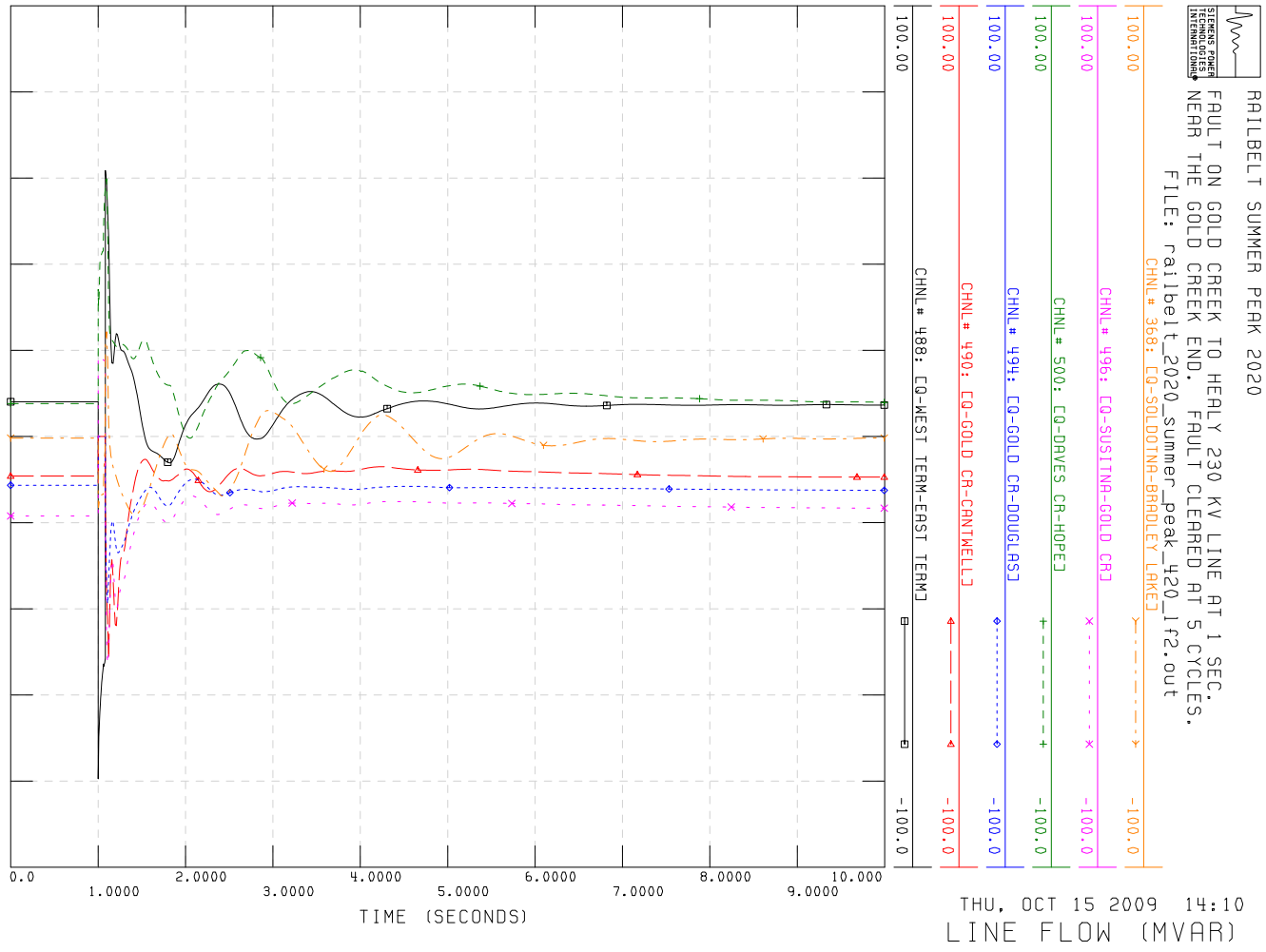
RAILBELT SUMMER PEAK 2020
FAULT ON GOLD CREEK TO HEALY 230 KV LINE AT 1 SEC.
NEAR THE GOLD CREEK END. FAULT CLEARED AT 5 CYCLES.
FILE: railbelt_2020_summer_peak_420_lf2.out
CHNL# 368: CQ-SOLDOTNA-BRADLEY LAKE
CHNL# 496: CQ-SUSITNA-GOLD CR
CHNL# 500: CQ-DAVES CR-HOPE
CHNL# 494: CQ-GOLD CR-DOUGLAS
CHNL# 490: CQ-GOLD CR-CANTWELL
CHNL# 488: CQ-WEST TERM-EAST TERM
100.00
-100.0
TIME (SECONDS)
0.0
1.0000
2.0000
3.0000
4.0000
5.0000
6.0000
7.0000
8.0000
9.0000
10.000
THU, OCT 15 2009 14:10
LINE FLOW (MVAR)

RAILBELT SUMMER PEAK 2020

FAULT ON GOLD CREEK TO HEALY 230 KV LINE AT 1 SEC.
NEAR THE GOLD CREEK END. FAULT CLEARED AT 5 CYCLES.
FILE: railbelt_2020_summer_peak_600_lf2.out

THU, OCT 15 2009 14:10

UNIT FREQ (HZ)

CHNL# 257: [SPD 1701 [TESOR01G24.940] [1]]×60+60
62.000 58.000

CHNL# 273: [SPD 33601 [NPCC1] [1]]×60+60
62.000 58.000

CHNL# 262: [SPD 2013 [PLNT1 3G13.800] [3]]×60+60
62.000 58.000

CHNL# 255: [SPD 1101 [BRADLY1G13.800] [1]]×60+60
62.000 58.000

CHNL# 248: [PMEC 5701 [COOP1&2G4.2000] [1]]×60+60
62.000 58.000

CHNL# 270: [SPD 30110 [HCCP #2G13.800] [2]]×60+60
62.000 58.000

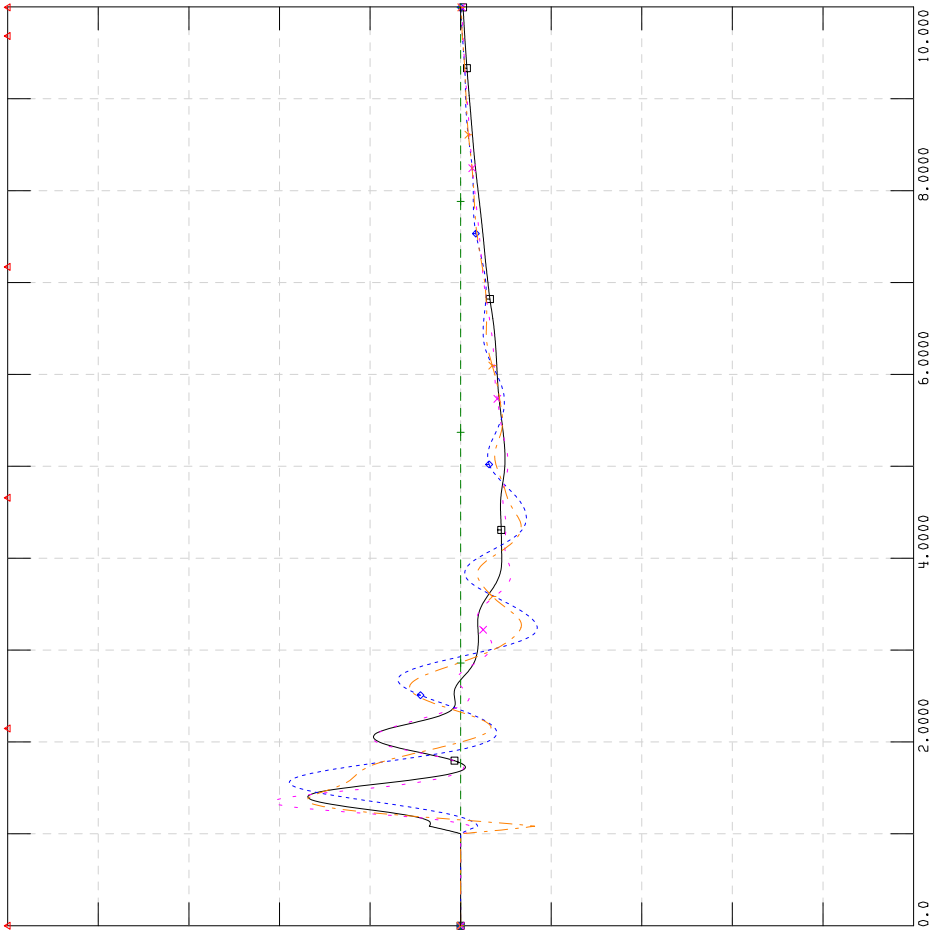

RAILBELT SUMMER PEAK 2020

FAULT ON GOLD CREEK TO HEALY 230 KV LINE AT 1 SEC.
NEAR THE GOLD CREEK END. FAULT CLEARED AT 5 CYCLES.
FILE: railbelt_2020_summer_peak_600_lf2.out

THU, OCT 15 2009 14:10

BUS VOLTAGE (PU)

CHNL# 52: [POWR 2027 [PLNT2 7G13.800] [7]]
1.2000 0.70000

CHNL# 304: [FREQ 335 [N. POLE 138.00]]
1.2000 0.70000

CHNL# 482: [DOUGLAS BUS VOLT]
1.2000 0.70000

CHNL# 481: [WILSON BUS VOLT]
1.2000 0.70000

CHNL# 480: [HEALY BUS VOLT]
1.2000 0.70000

CHNL# 479: [SUSITNA BUS VOLT]
1.2000 0.70000

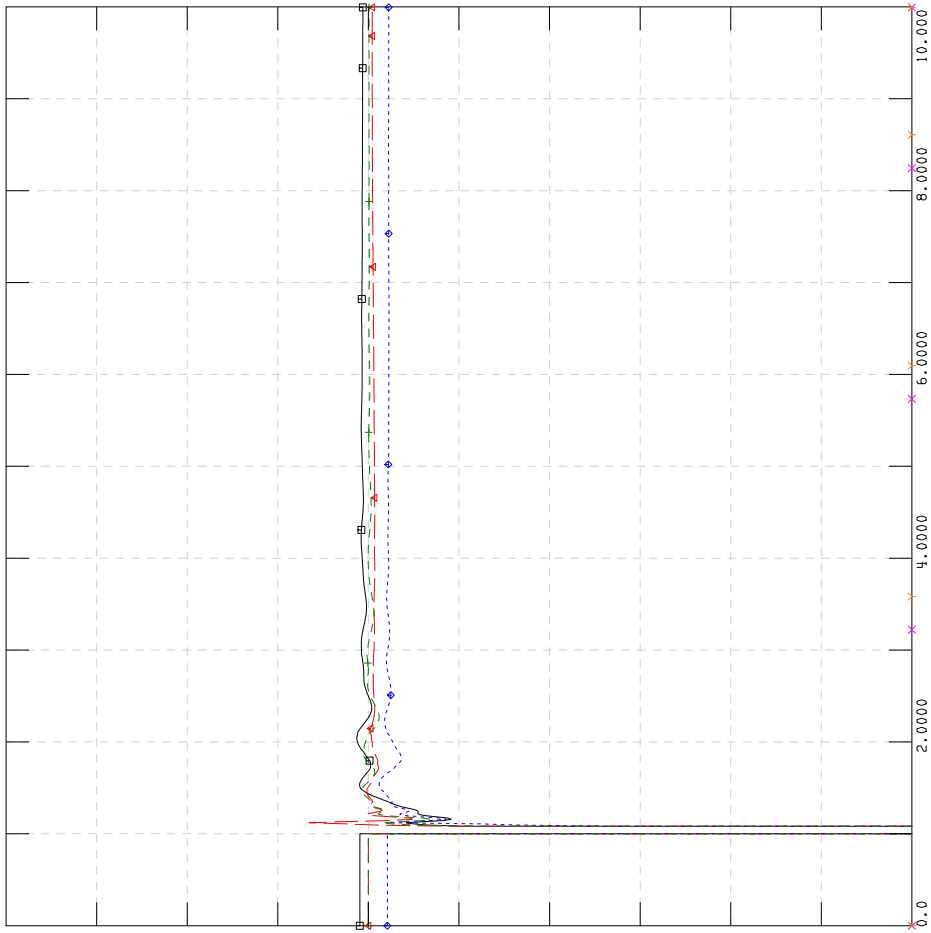

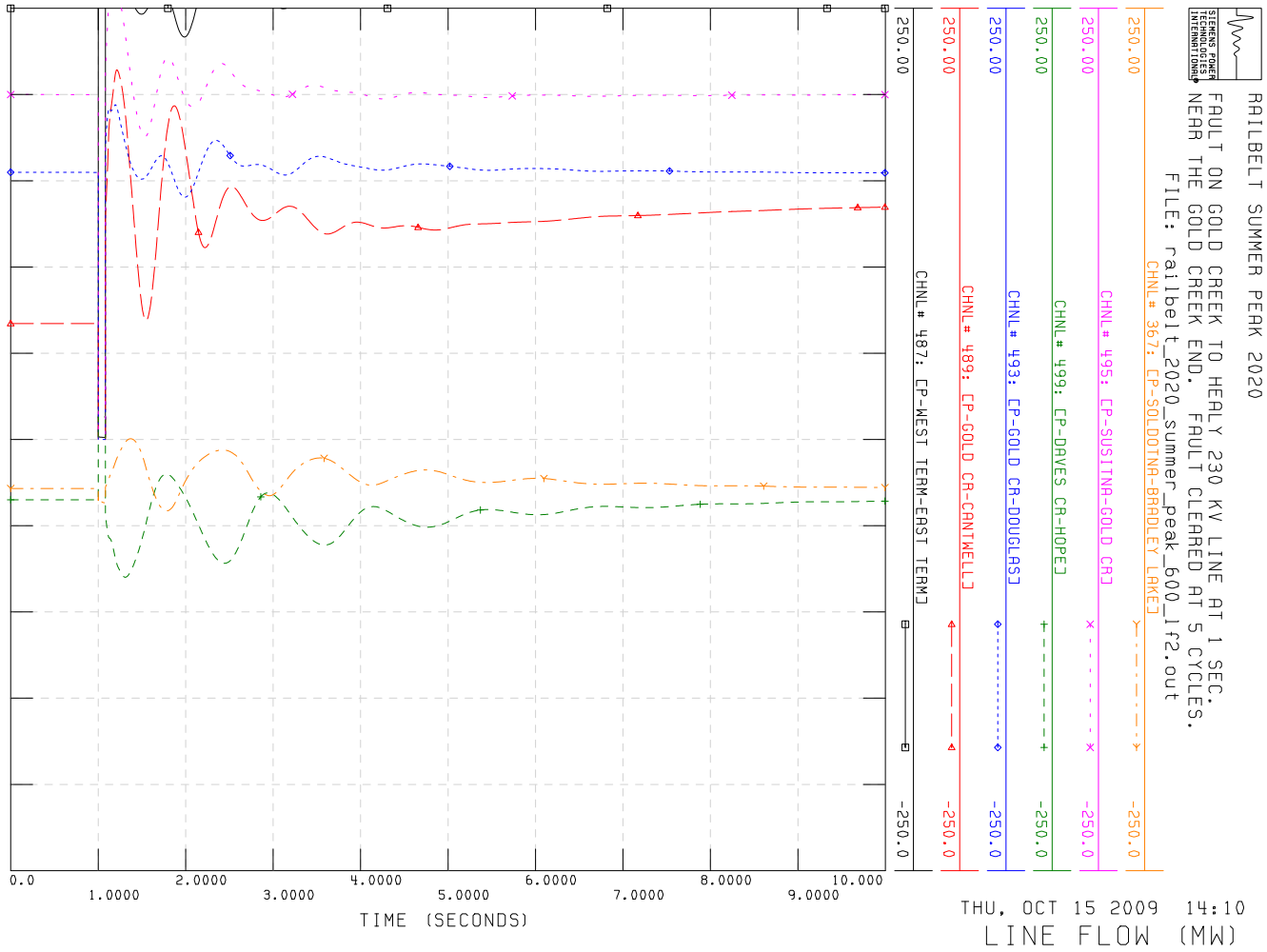
RAILBELT SUMMER PEAK 2020
FAULT ON GOLD CREEK TO HEALY 230 KV LINE AT 1 SEC.
NEAR THE GOLD CREEK END. FAULT CLEARED AT 5 CYCLES.
FILE: railbelt_2020_summer_peak_600_lf2.out
CHNL# 367: [P-SOLDOTNA-BRADLEY LAKE]
CHNL# 495: [P-SUSITNA-GOLD CR]
CHNL# 499: [P-DAVES CR-HOPE]
CHNL# 493: [P-GOLD CR-DOUGLAS]
CHNL# 489: [P-GOLD CR-CANTWELL]
CHNL# 487: [P-WEST TERM-EAST TERM]
250.00
-250.0
0.0
1.0000
2.0000
3.0000
4.0000
5.0000
6.0000
7.0000
8.0000
9.0000
10.000
TIME (SECONDS)
THU, OCT 15 2009 14:10
LINE FLOW (MW)

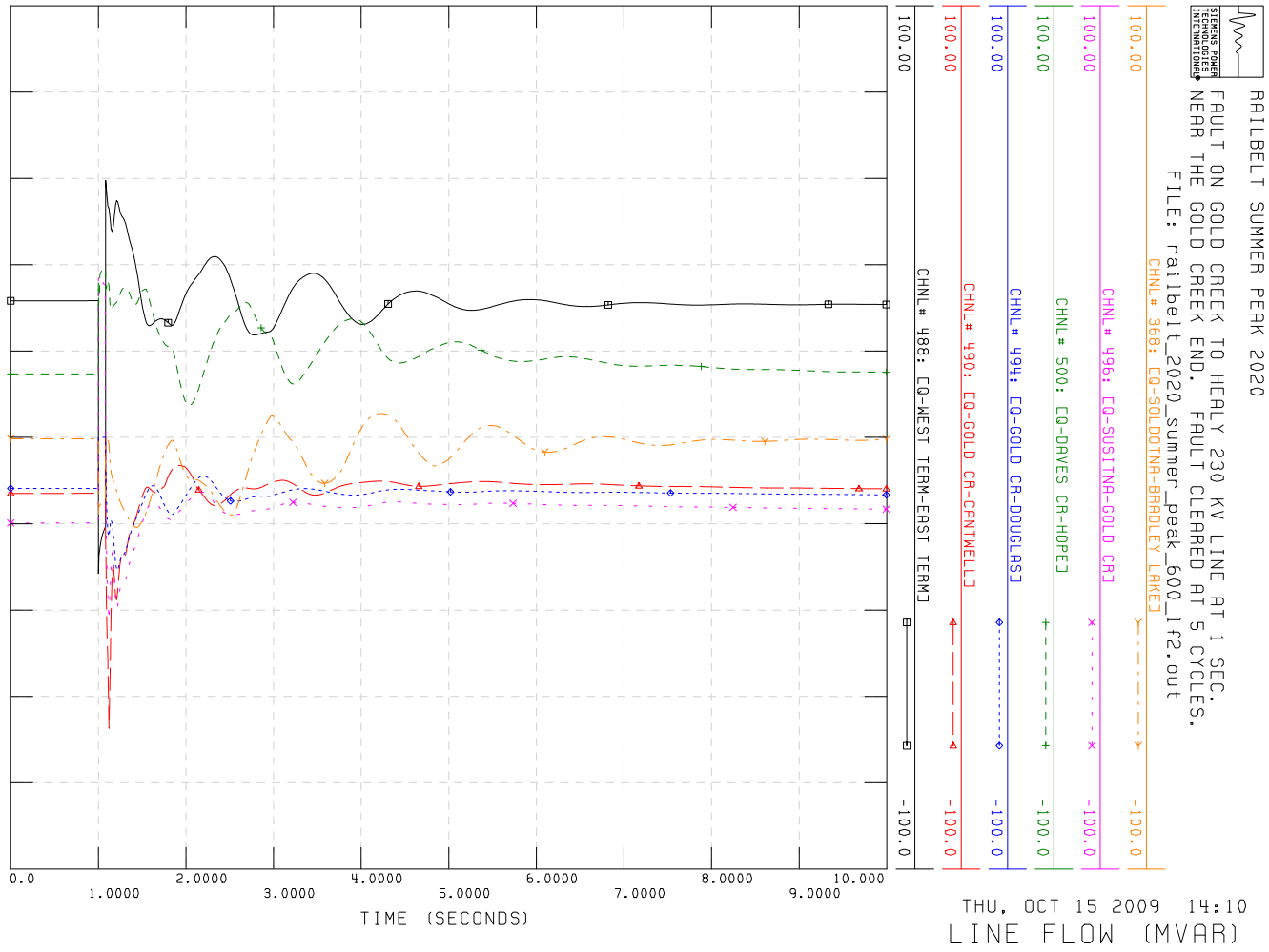
RAILBELT SUMMER PEAK 2020
FAULT ON GOLD CREEK TO HEALY 230 KV LINE AT 1 SEC.
NEAR THE GOLD CREEK END. FAULT CLEARED AT 5 CYCLES.
FILE: railbelt_2020_summer_peak_600_lf2.out
CHNL# 368: [Q-SOLDOTNA-BRADLEY LAKE]
CHNL# 496: [Q-SUSITNA-GOLD CR]
CHNL# 500: [Q-DAVES CR-HOPE]
CHNL# 494: [Q-GOLD CR-DOUGLAS]
CHNL# 490: [Q-GOLD CR-CANTWELL]
CHNL# 488: [Q-WEST TERM-EAST TERM]
100.00
-100.0
0.0
1.0000
2.0000
3.0000
4.0000
5.0000
6.0000
7.0000
8.0000
9.0000
10.000
TIME (SECONDS)
THU, OCT 15 2009 14:10
LINE FLOW (MVAR)

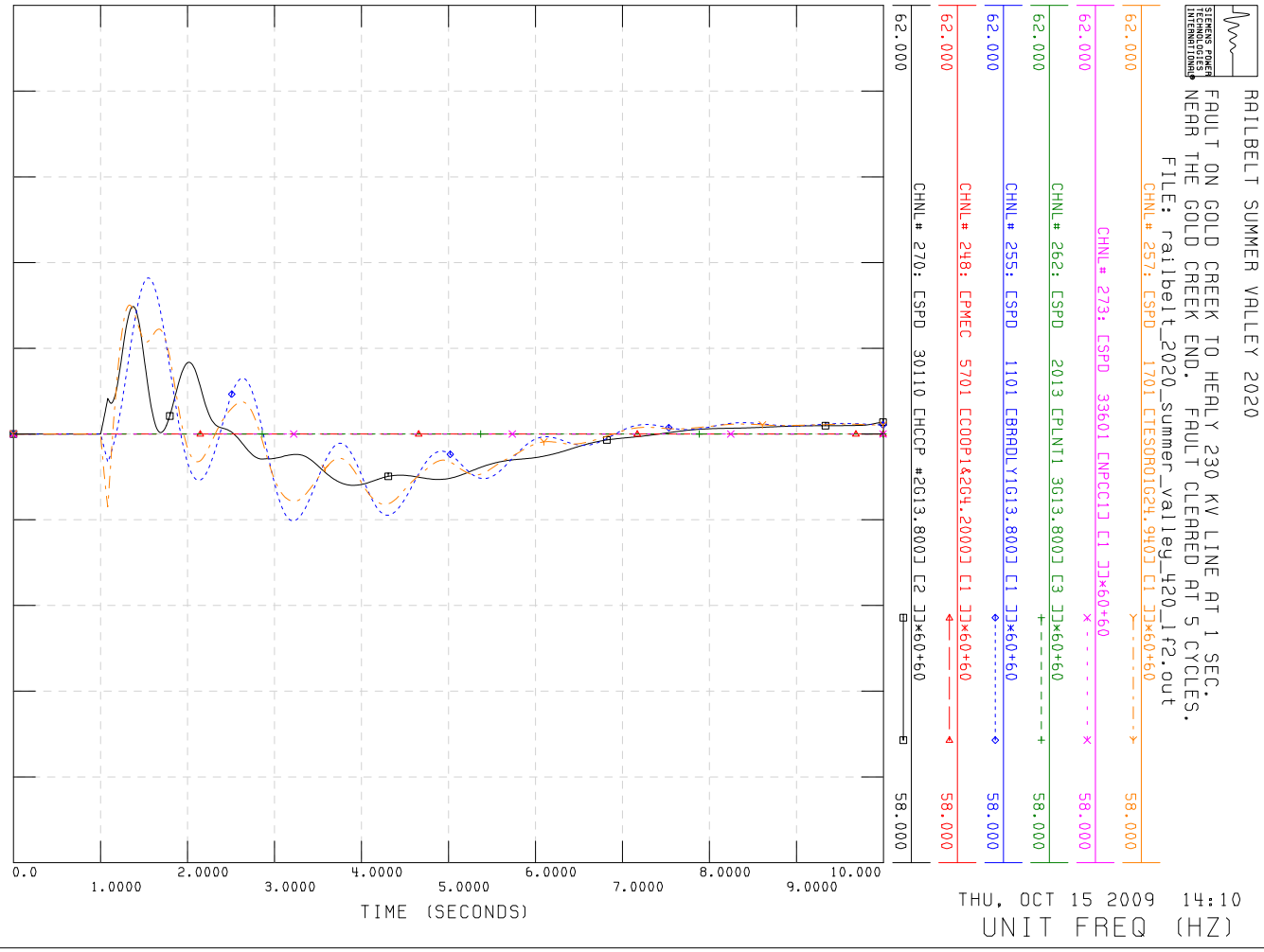
RAILBELT SUMMER VALLEY 2020
FAULT ON GOLD CREEK TO HEALY 230 KV LINE AT 1 SEC.
NEAR THE GOLD CREEK END. FAULT CLEARED AT 5 CYCLES.
FILE: railbelt_2020_summer_valley_420_lf2.out
CHNL# 257: CSPD 1701 CTESOROG24.9400] C1]]×60+60
CHNL# 273: CSPD 33601 CNPCC1] C1]]×60+60
CHNL# 262: CSPD 2013 CPLNT1 3G13.800] C3]]×60+60
CHNL# 255: CSPD 1101 CBRADLY1G13.800] C1]]×60+60
CHNL# 248: CPMEC 5701 CCOOP1&2G4.2000] C1]]×60+60
CHNL# 270: CSPD 30110 CHCCP #2G13.800] C2]]×60+60
62.000
58.000
0.0
1.0000
2.0000
3.0000
4.0000
5.0000
6.0000
7.0000
8.0000
9.0000
10.000
TIME (SECONDS)
THU, OCT 15 2009 14:10
UNIT FREQ (HZ)

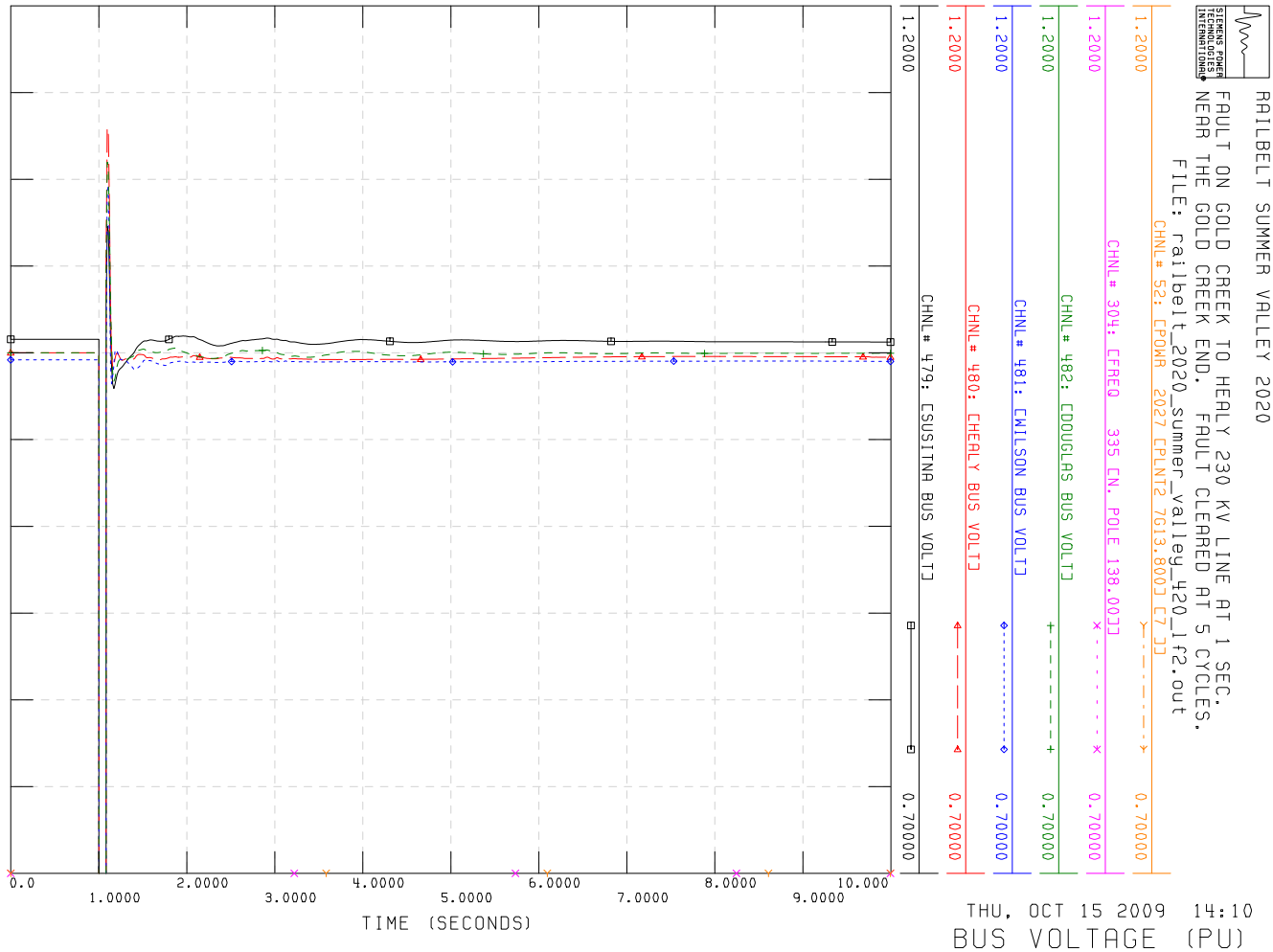
RAILBELT SUMMER VALLEY 2020
FAULT ON GOLD CREEK TO HEALY 230 KV LINE AT 1 SEC.
NEAR THE GOLD CREEK END. FAULT CLEARED AT 5 CYCLES.
FILE: railbelt_2020_summer_valley_420_lf2.out
CHNL# 52: CPOWR 2027 CPLNT2 7613.800] C7]]
CHNL# 304: CFREQ 335 CN. POLE 138.00]]
CHNL# 482: CDOUGLAS BUS VOLT]
CHNL# 481: CWILSON BUS VOLT]
CHNL# 460: CHEALY BUS VOLT]
CHNL# 479: CSUSITNA BUS VOLT]
1.2000
0.70000
0.0
1.0000
2.0000
3.0000
4.0000
5.0000
6.0000
7.0000
8.0000
9.0000
10.000
TIME (SECONDS)
THU, OCT 15 2009 14:10
BUS VOLTAGE (PU)

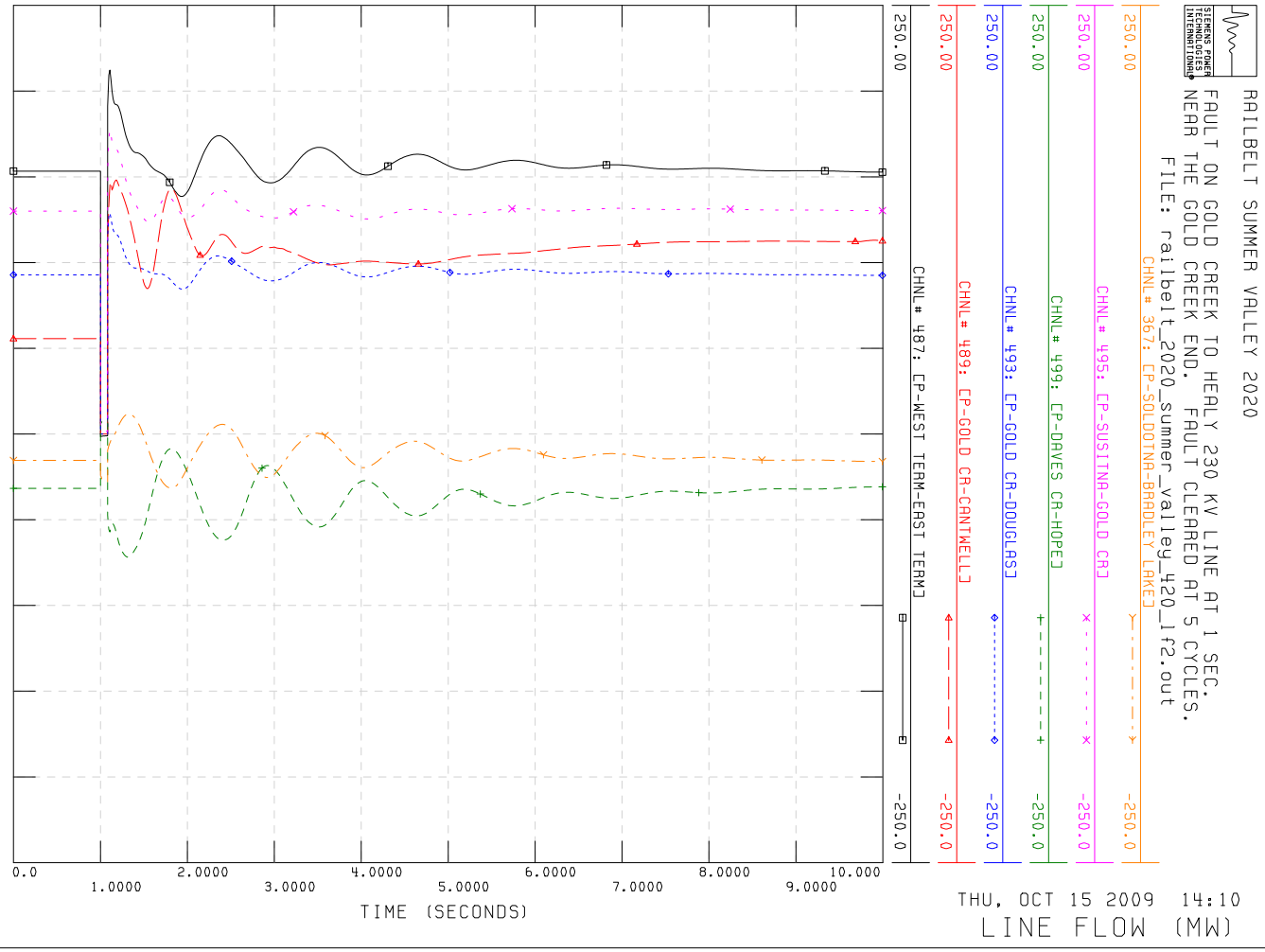
RAILBELT SUMMER VALLEY 2020
FAULT ON GOLD CREEK TO HEALY 230 KV LINE AT 1 SEC.
NEAR THE GOLD CREEK END. FAULT CLEARED AT 5 CYCLES.
FILE: railbelt_2020_summer_valley_420_lf2.out
CHNL# 367: EP-SOLDOTNA-BRADLEY LAKE
CHNL# 495: EP-SUSITNA-GOLD CR
CHNL# 499: EP-DAVES CR-HOPE
CHNL# 493: EP-GOLD CR-DOUGLAS
CHNL# 489: EP-GOLD CR-CANTWELL
CHNL# 487: EP-WEST TERM-EAST TERM
250.00
-250.0
TIME (SECONDS)
0.0
1.0000
2.0000
3.0000
4.0000
5.0000
6.0000
7.0000
8.0000
9.0000
10.000
THU, OCT 15 2009 14:10
LINE FLOW (MW)

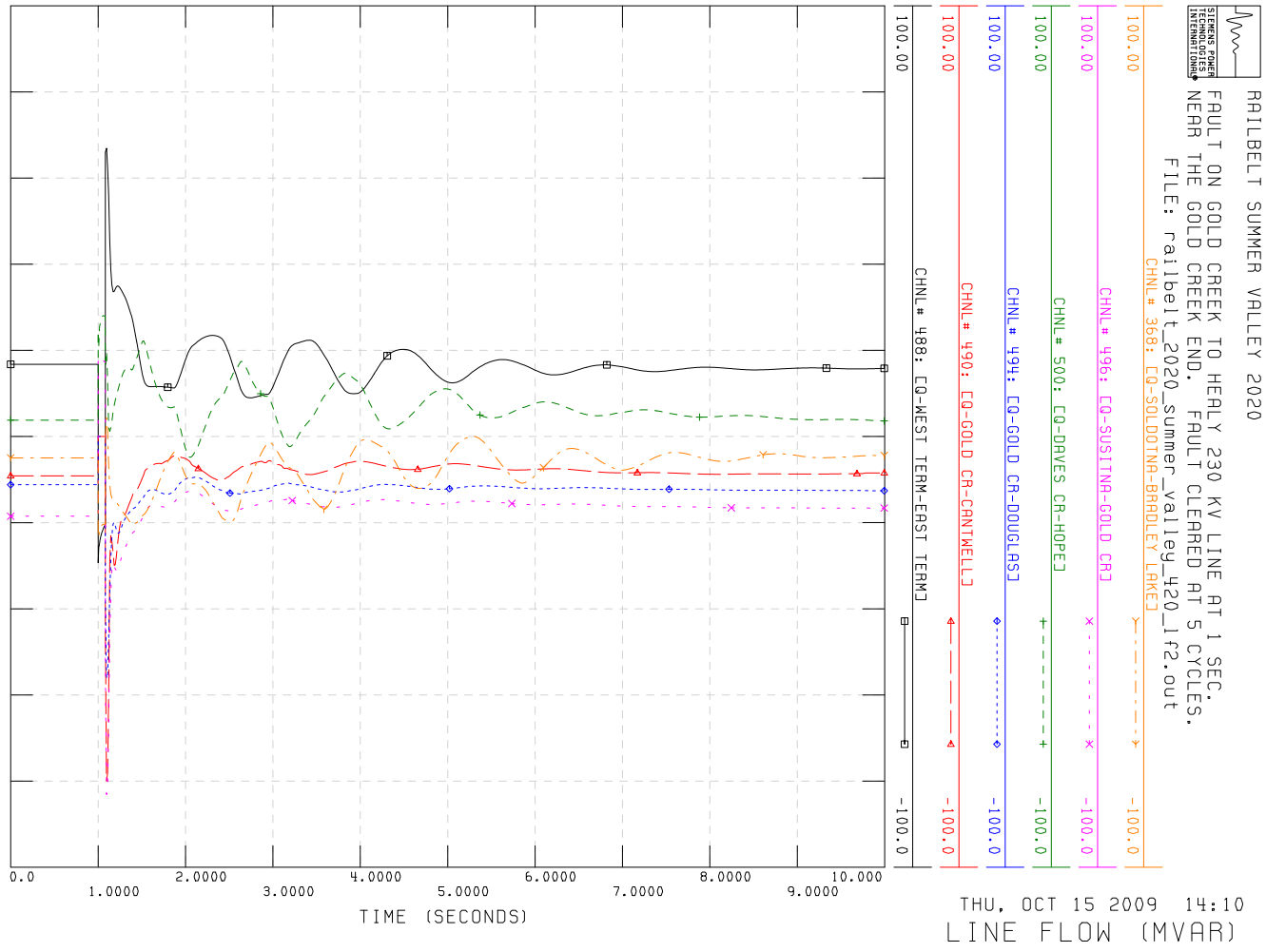
RAILBELT SUMMER VALLEY 2020
FAULT ON GOLD CREEK TO HEALY 230 KV LINE AT 1 SEC.
NEAR THE GOLD CREEK END. FAULT CLEARED AT 5 CYCLES.
FILE: railbelt_2020_summer_valley_420_lf2.out
CHNL# 368: CQ-SOLDOTNA-BRADLEY LAKE
CHNL# 496: CQ-SUSITNA-GOLD CR
CHNL# 500: CQ-DAVES CR-HOPE
CHNL# 494: CQ-GOLD CR-DOUGLAS
CHNL# 490: CQ-GOLD CR-CANTWELL
CHNL# 488: CQ-WEST TERM-EAST TERM
100.00
-100.0
TIME (SECONDS)
0.0
1.0000
2.0000
3.0000
4.0000
5.0000
6.0000
7.0000
8.0000
9.0000
10.000
THU, OCT 15 2009 14:10
LINE FLOW (MVAR)

RAILBELT SUMMER VALLEY 2020

FAULT ON GOLD CREEK TO HEALY 230 KV LINE AT 1 SEC.
NEAR THE GOLD CREEK END. FAULT CLEARED AT 5 CYCLES.
FILE: railbelt_2020_summer_valley_600_lf2.out

THU, OCT 15 2009 14:10

UNIT FREQ (HZ)

CHNL# 257: [SPD 1701 [TESOR01G24.940] [1]]×60+60
62.000 58.000

CHNL# 273: [SPD 33601 [NPCC1] [1]]×60+60
62.000 58.000

CHNL# 262: [SPD 2013 [PLNT1 3G13.800] [3]]×60+60
62.000 58.000

CHNL# 255: [SPD 1101 [BRADLY1G13.800] [1]]×60+60
62.000 58.000

CHNL# 248: [PMEC 5701 [COOP1&2G4.2000] [1]]×60+60
62.000 58.000

CHNL# 270: [SPD 30110 [HCCP #2G13.800] [2]]×60+60
62.000 58.000

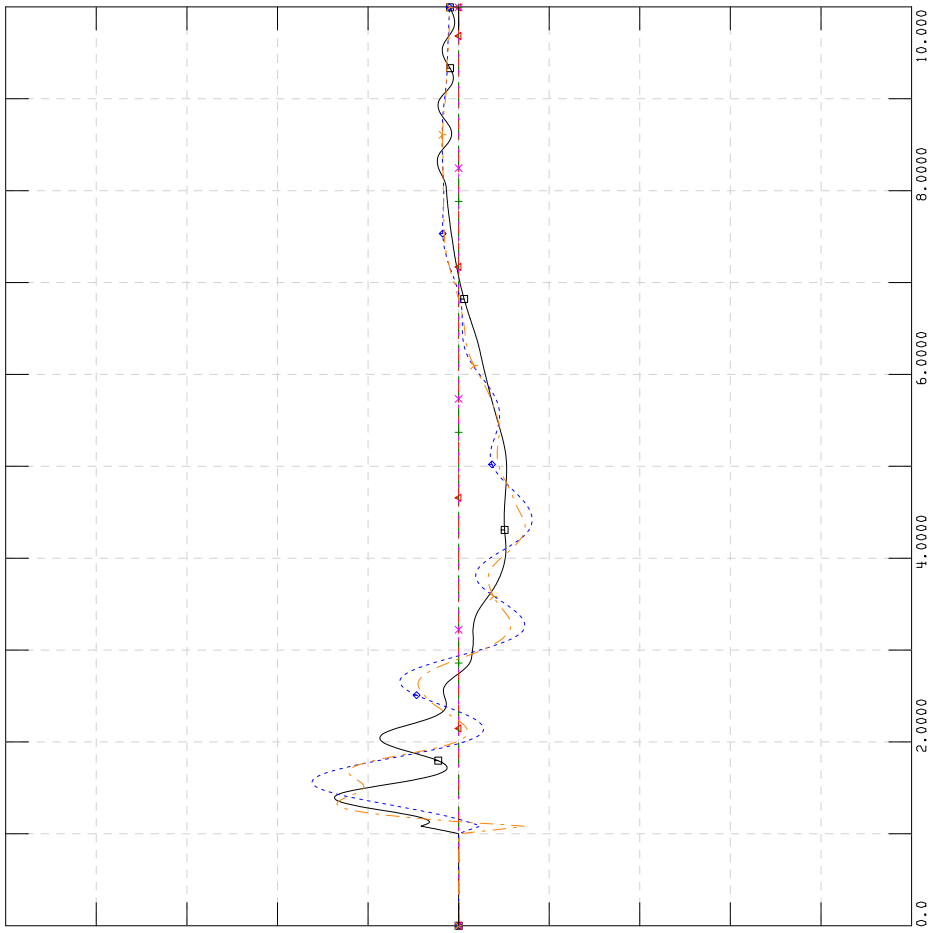

RAILBELT SUMMER VALLEY 2020

FAULT ON GOLD CREEK TO HEALY 230 KV LINE AT 1 SEC.
NEAR THE GOLD CREEK END. FAULT CLEARED AT 5 CYCLES.
FILE: railbelt_2020_summer_valley_600_lf2.out

THU, OCT 15 2009 14:10

BUS VOLTAGE (PU)

CHNL# 52: [POWR 2027 [PLNT2 7G13.800] [7]]
1.2000 0.70000

CHNL# 304: [FREQ 335 [N. POLE 138.00]]
1.2000 0.70000

CHNL# 482: [DOUGLAS BUS VOLT]
1.2000 0.70000

CHNL# 481: [WILSON BUS VOLT]
1.2000 0.70000

CHNL# 480: [HEALY BUS VOLT]
1.2000 0.70000

CHNL# 479: [SUSITNA BUS VOLT]
1.2000 0.70000

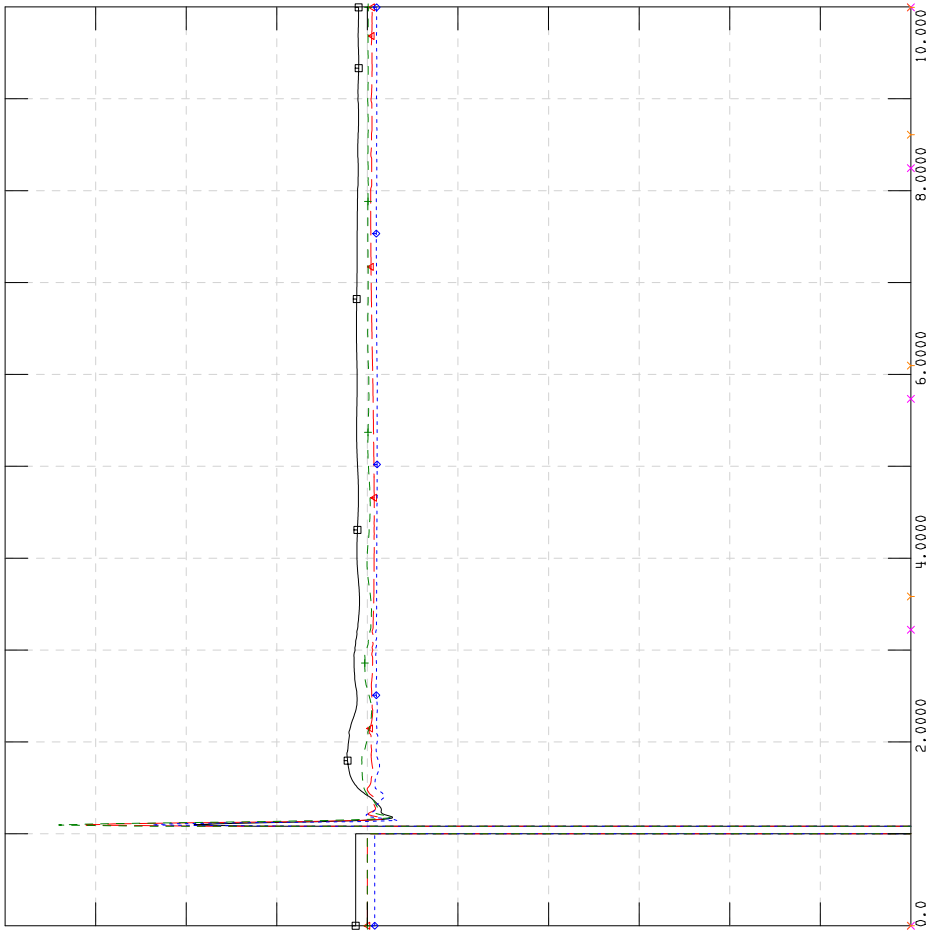

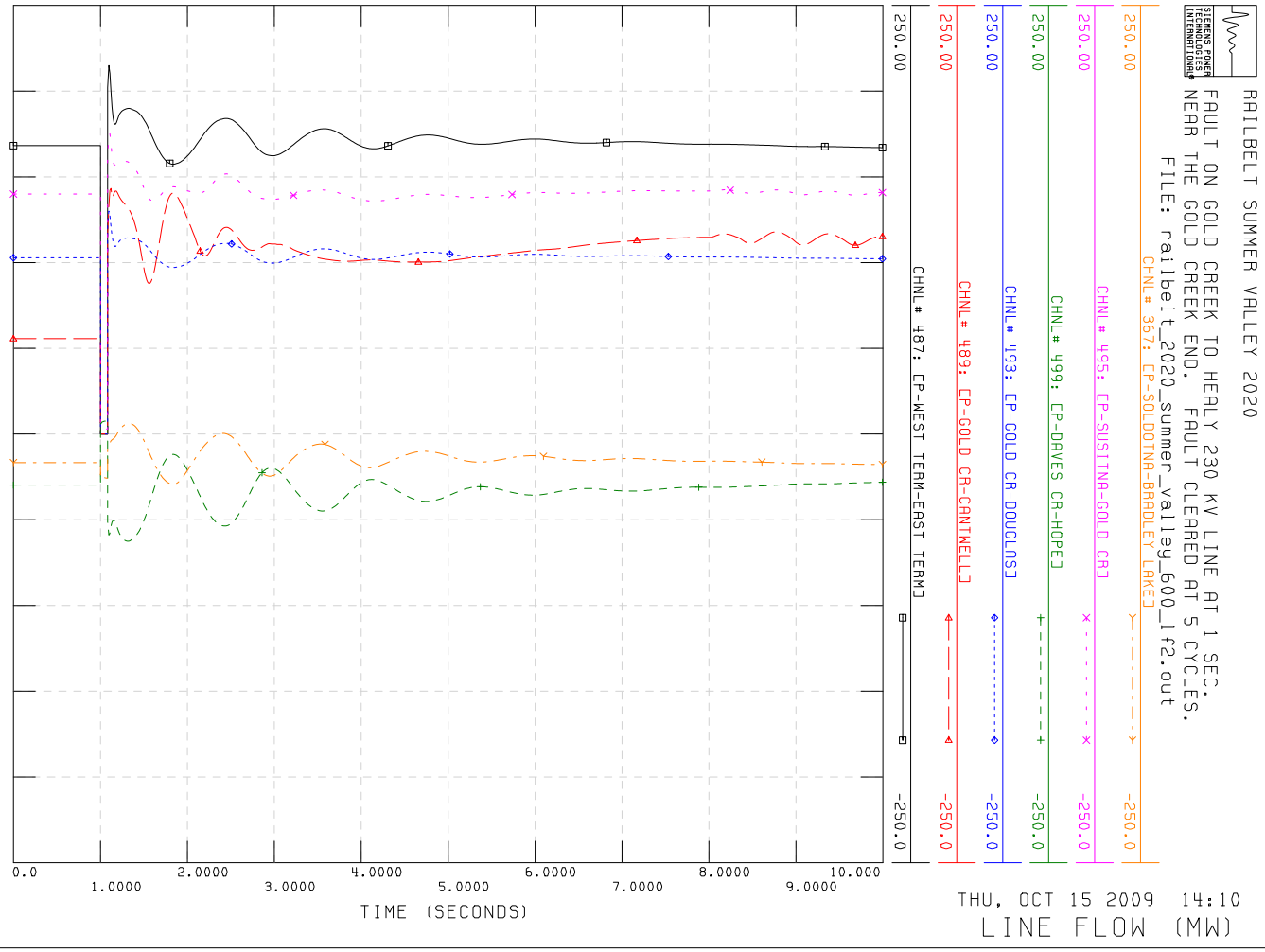
RAILBELT SUMMER VALLEY 2020
FAULT ON GOLD CREEK TO HEALY 230 KV LINE AT 1 SEC.
NEAR THE GOLD CREEK END. FAULT CLEARED AT 5 CYCLES.
FILE: railbelt_2020_summer_valley_600_lf2.out
CHNL# 367: CP-SOLDOTNA-BRADLEY LAKE
CHNL# 495: CP-SUSITNA-GOLD CRK
CHNL# 499: CP-DAVES CR-HOPE
CHNL# 493: CP-GOLD CR-DOUGLAS
CHNL# 489: CP-GOLD CR-CANTWELL
CHNL# 487: CP-WEST TERM-EAST TERM
250.00
-250.0
TIME (SECONDS)
0.0
1.0000
2.0000
3.0000
4.0000
5.0000
6.0000
7.0000
8.0000
9.0000
10.000
THU, OCT 15 2009 14:10
LINE FLOW (MW)

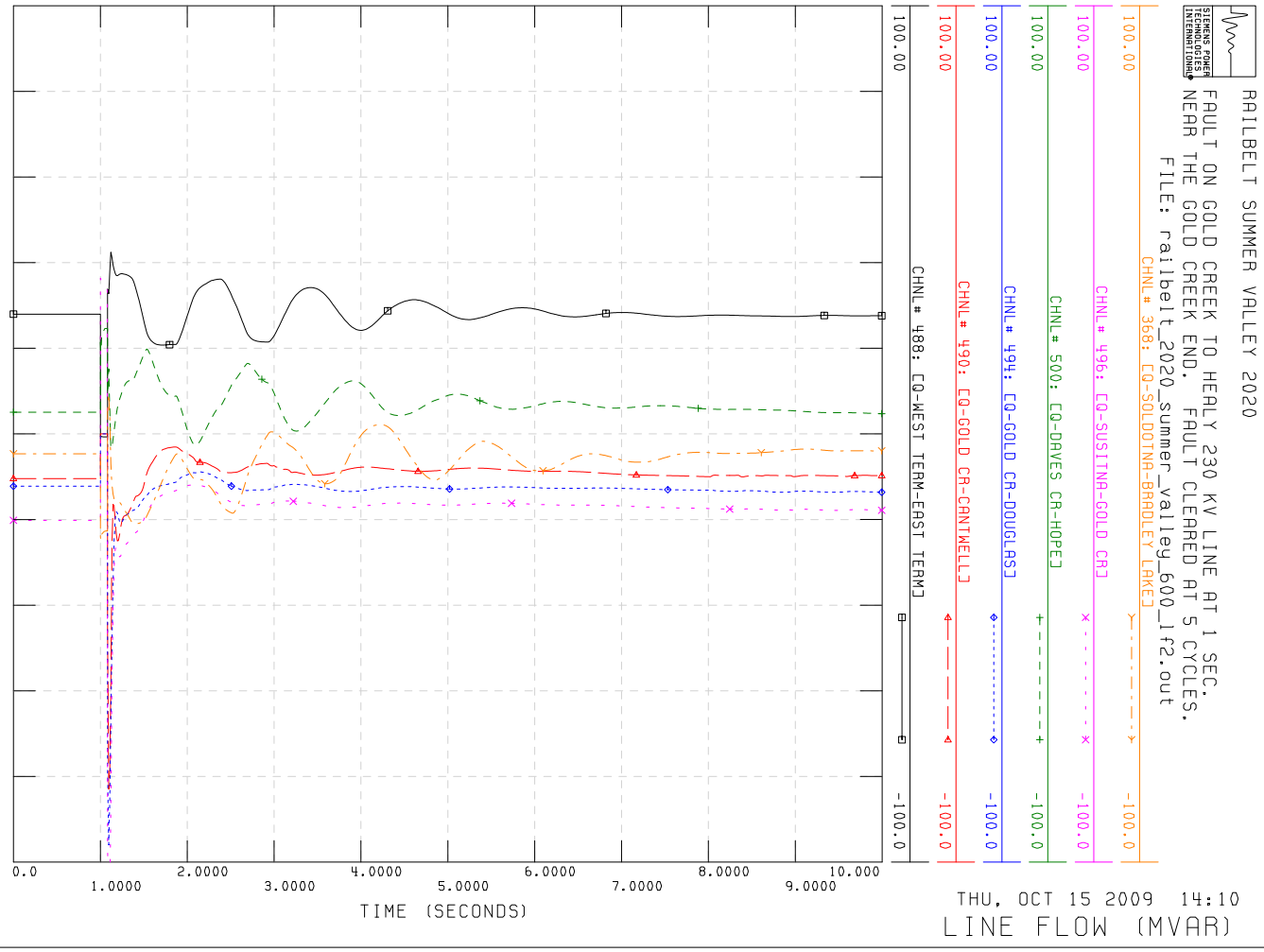
RAILBELT SUMMER VALLEY 2020
FAULT ON GOLD CREEK TO HEALY 230 KV LINE AT 1 SEC.
NEAR THE GOLD CREEK END. FAULT CLEARED AT 5 CYCLES.
FILE: railbelt_2020_summer_valley_600_lf2.out
CHNL# 368: CQ-SOLDOTNA-BRADLEY LAKE
CHNL# 496: CQ-SUSITNA-GOLD CRK
CHNL# 500: CQ-DAVES CR-HOPE
CHNL# 494: CQ-GOLD CR-DOUGLAS
CHNL# 490: CQ-GOLD CR-CANTWELL
CHNL# 488: CQ-WEST TERM-EAST TERM
100.00
-100.0
TIME (SECONDS)
0.0
1.0000
2.0000
3.0000
4.0000
5.0000
6.0000
7.0000
8.0000
9.0000
10.000
THU, OCT 15 2009 14:10
LINE FLOW (MVAR)

RAILBELT WINTER PEAK 2020

FAULT ON HEALY TO WILSON 230 KV LINE AT 1 SEC.
NEAR THE HEALY END. FAULT CLEARED AT 5 CYCLES.
FILE: railbelt_2020_winter_peak_420_1f3.out

THU, OCT 15 2009 14:10

UNIT FREQ (HZ)

CHNL# 257: [SPD 1701 [TESOR01G24.940] [1]]×60+60
62.000 58.000

CHNL# 273: [SPD 33601 [NPCC1] [1]]×60+60
62.000 58.000

CHNL# 262: [SPD 2013 [PLNT1 3G13.800] [3]]×60+60
62.000 58.000

CHNL# 255: [SPD 1101 [BRADLY1G13.800] [1]]×60+60
62.000 58.000

CHNL# 248: [PMEC 5701 [COOP1&2G4.2000] [1]]×60+60
62.000 58.000

CHNL# 270: [SPD 30110 [HCCP #2G13.800] [2]]×60+60
62.000 58.000

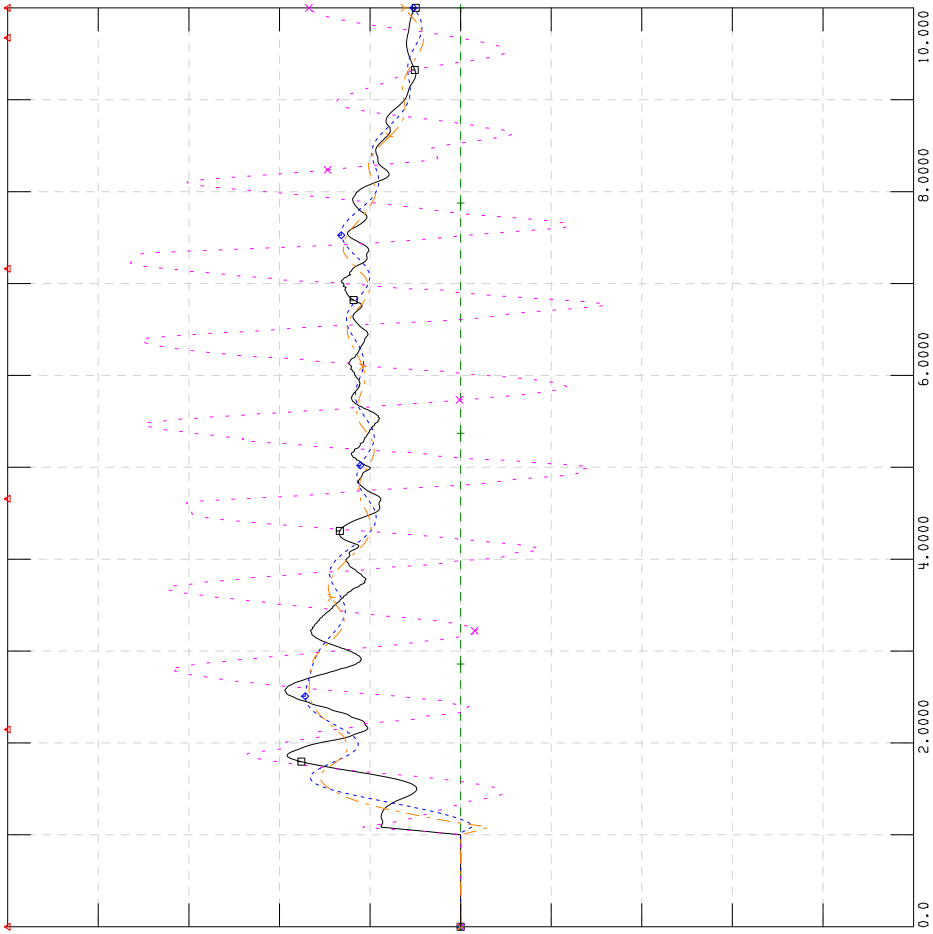

RAILBELT WINTER PEAK 2020

FAULT ON HEALY TO WILSON 230 KV LINE AT 1 SEC.
NEAR THE HEALY END. FAULT CLEARED AT 5 CYCLES.
FILE: railbelt_2020_winter_peak_420_1f3.out

THU, OCT 15 2009 14:10

BUS VOLTAGE (PU)

CHNL# 52: [POWR 2027 [PLNT2 7G13.800] [7]]
1.2000 0.70000

CHNL# 304: [FREQ 335 [N. POLE 138.00]]
1.2000 0.70000

CHNL# 482: [DOUGLAS BUS VOLT]
1.2000 0.70000

CHNL# 481: [WILSON BUS VOLT]
1.2000 0.70000

CHNL# 480: [HEALY BUS VOLT]
1.2000 0.70000

CHNL# 479: [SUSITNA BUS VOLT]
1.2000 0.70000

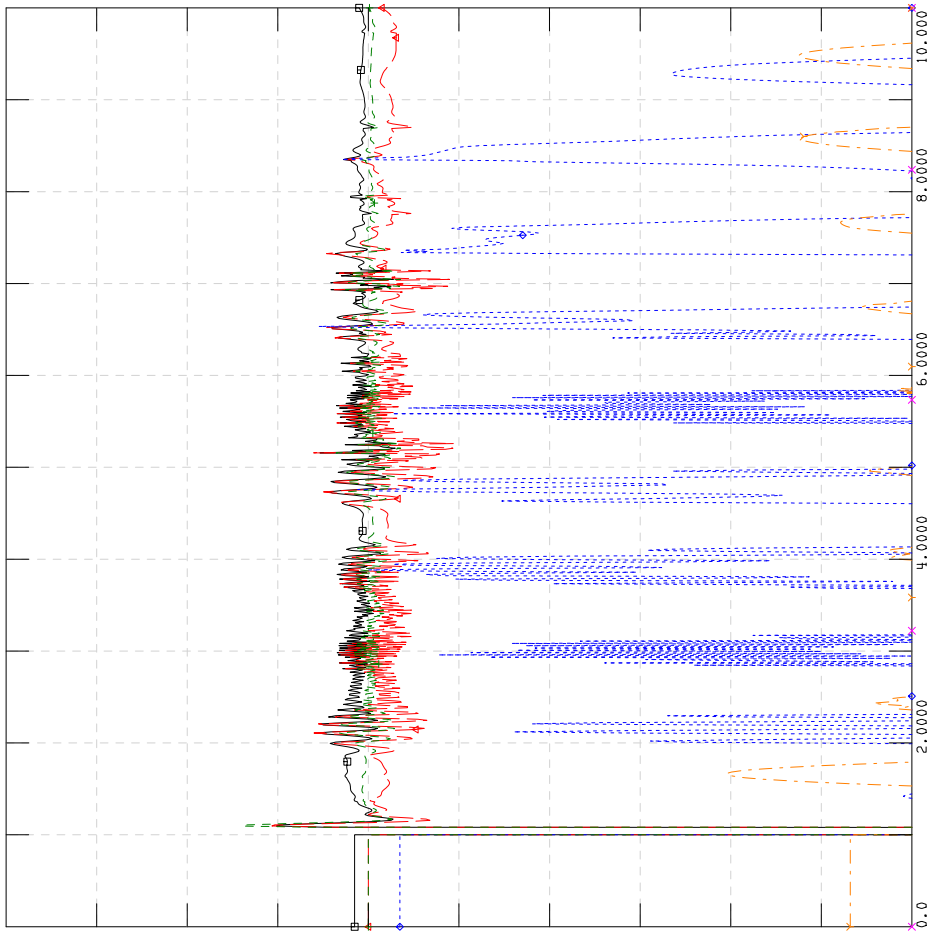

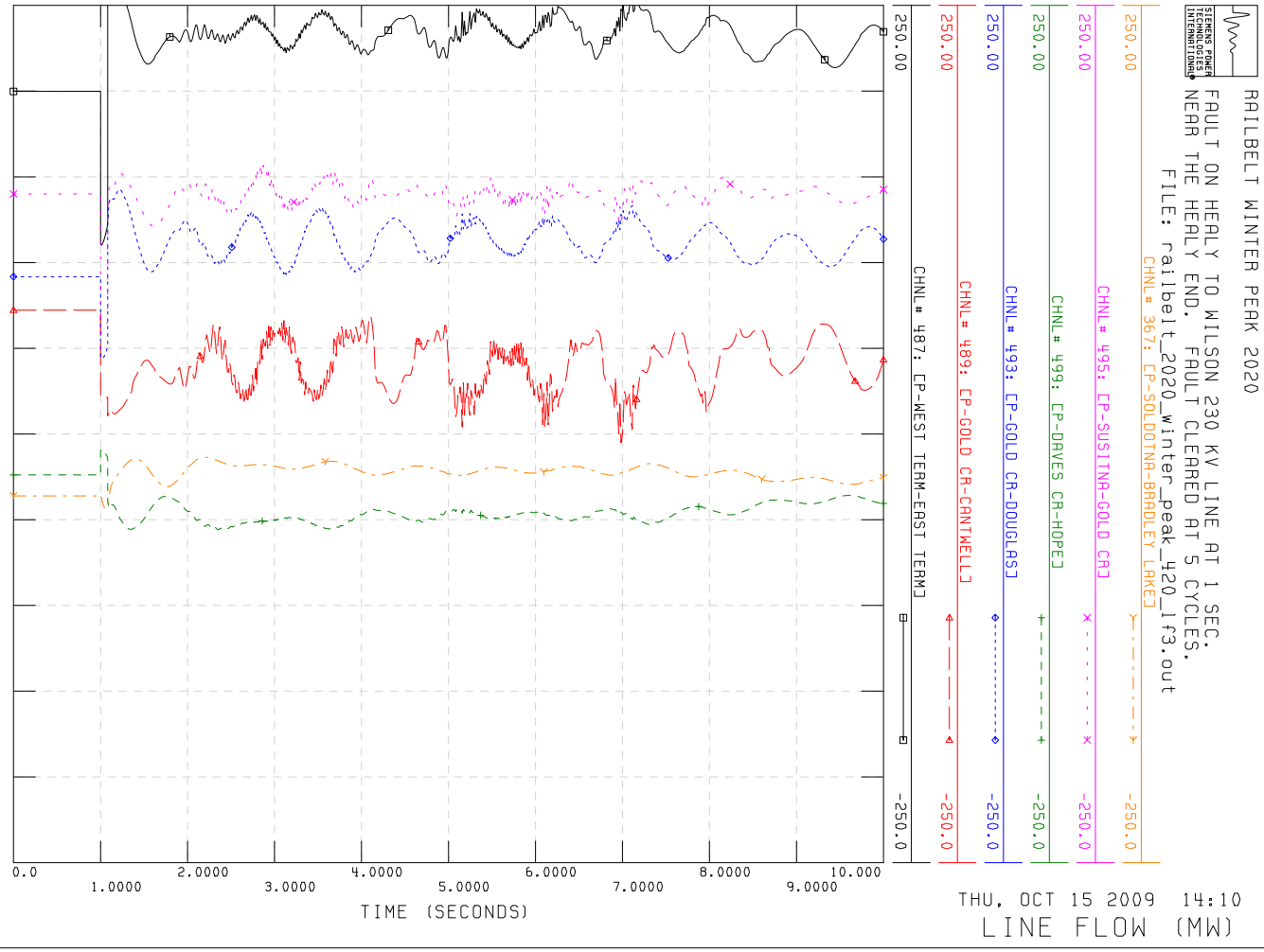
RAILBELT WINTER PEAK 2020
FAULT ON HEALY TO WILSON 230 KV LINE AT 1 SEC.
NEAR THE HEALY END. FAULT CLEARED AT 5 CYCLES.
FILE: railbelt_2020_winter_peak_420_lf3.out
CHNL# 367: EP-SOLDOTNA-BRADLEY LAKE
CHNL# 495: EP-SUSITNA-GOLD CR
CHNL# 499: EP-DAVES CR-HOPE
CHNL# 493: EP-GOLD CR-DOUGLAS
CHNL# 489: EP-GOLD CR-CANTWELL
CHNL# 487: EP-WEST TERM-EAST TERM
250.00
-250.0
TIME (SECONDS)
0.0
1.0000
2.0000
3.0000
4.0000
5.0000
6.0000
7.0000
8.0000
9.0000
10.000
THU, OCT 15 2009 14:10
LINE FLOW (MW)

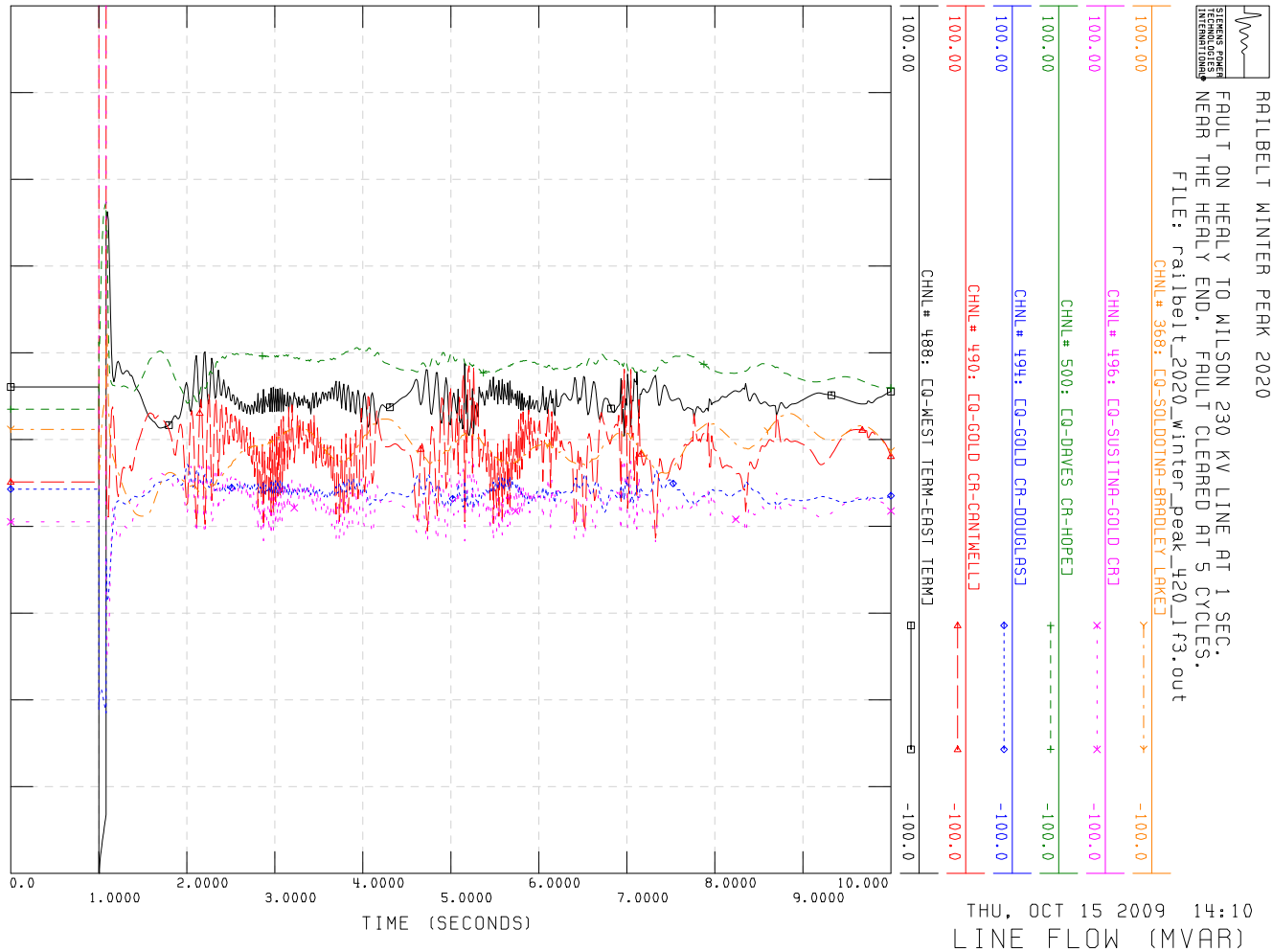
RAILBELT WINTER PEAK 2020
FAULT ON HEALY TO WILSON 230 KV LINE AT 1 SEC.
NEAR THE HEALY END. FAULT CLEARED AT 5 CYCLES.
FILE: railbelt_2020_winter_peak_420_lf3.out
CHNL# 368: CQ-SOLDOTNA-BRADLEY LAKE
CHNL# 496: CQ-SUSITNA-GOLD CR
CHNL# 500: CQ-DAVES CR-HOPE
CHNL# 494: CQ-GOLD CR-DOUGLAS
CHNL# 490: CQ-GOLD CR-CANTWELL
CHNL# 488: CQ-WEST TERM-EAST TERM
100.00
-100.0
TIME (SECONDS)
0.0
1.0000
2.0000
3.0000
4.0000
5.0000
6.0000
7.0000
8.0000
9.0000
10.000
THU, OCT 15 2009 14:10
LINE FLOW (MVAR)

RAILBELT WINTER PEAK 2020

FAULT ON HEALY TO WILSON 230 KV LINE AT 1 SEC.
NEAR THE HEALY END. FAULT CLEARED AT 5 CYCLES.
FILE: railbelt_2020_winter_peak_600_lf3.out

THU, OCT 15 2009 14:10

UNIT FREQ (HZ)

CHNL# 257: [SPD 1701 [TESOR01G24.940] [1]]×60+60
62.000 58.000

CHNL# 273: [SPD 33601 [NPCC1] [1]]×60+60
62.000 58.000

CHNL# 262: [SPD 2013 [PLNT1 3G13.800] [3]]×60+60
62.000 58.000

CHNL# 255: [SPD 1101 [BRADLY1G13.800] [1]]×60+60
62.000 58.000

CHNL# 248: [PMEC 5701 [COOP1&2G4.2000] [1]]×60+60
62.000 58.000

CHNL# 270: [SPD 30110 [HCCP #2G13.800] [2]]×60+60
62.000 58.000

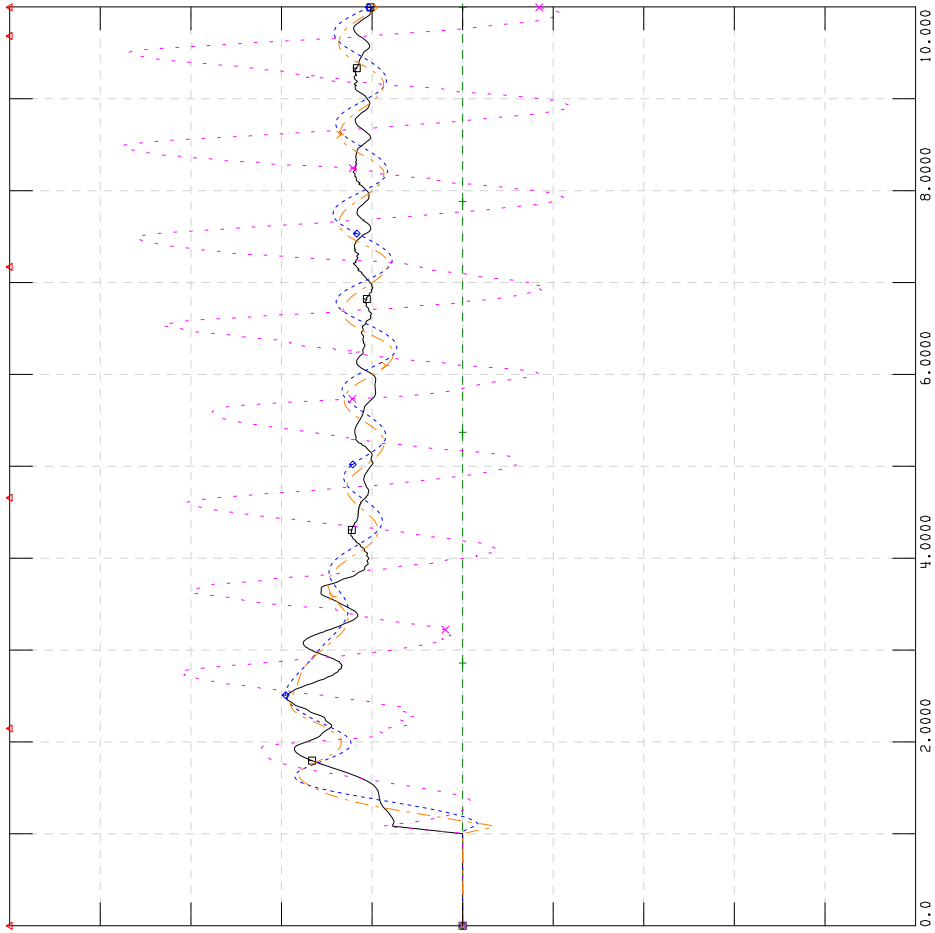

RAILBELT WINTER PEAK 2020

FAULT ON HEALY TO WILSON 230 KV LINE AT 1 SEC.
NEAR THE HEALY END. FAULT CLEARED AT 5 CYCLES.
FILE: railbelt_2020_winter_peak_600_lf3.out

THU, OCT 15 2009 14:10

BUS VOLTAGE (PU)

CHNL# 52: [POWR 2027 [PLNT2 7G13.800] [7]]
1.2000 0.70000

CHNL# 304: [FREQ 335 [N. POLE 138.00]]
1.2000 0.70000

CHNL# 482: [DOUGLAS BUS VOLT]
1.2000 0.70000

CHNL# 481: [WILSON BUS VOLT]
1.2000 0.70000

CHNL# 480: [HEALY BUS VOLT]
1.2000 0.70000

CHNL# 479: [SUSITNA BUS VOLT]
1.2000 0.70000

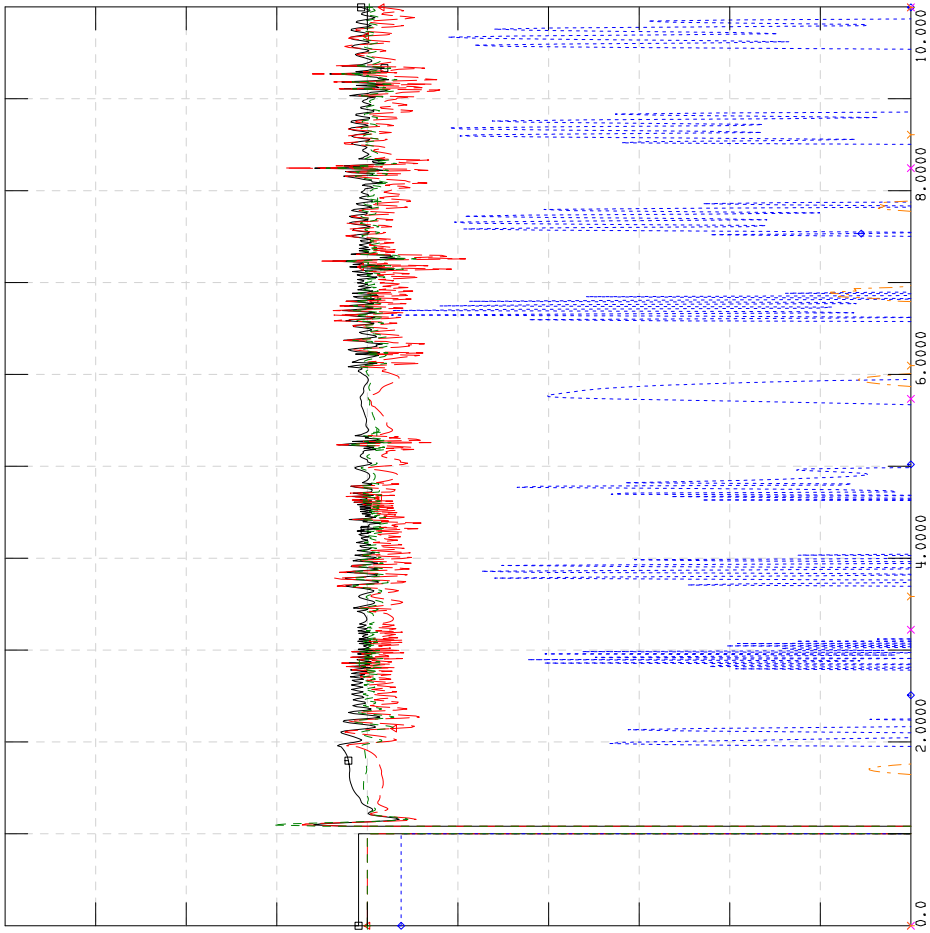

RAILBELT WINTER PEAK 2020

FAULT ON HEALY TO WILSON 230 KV LINE AT 1 SEC.
NEAR THE HEALY END. FAULT CLEARED AT 5 CYCLES.
FILE: railbelt_2020_winter_peak_600_lf3.out

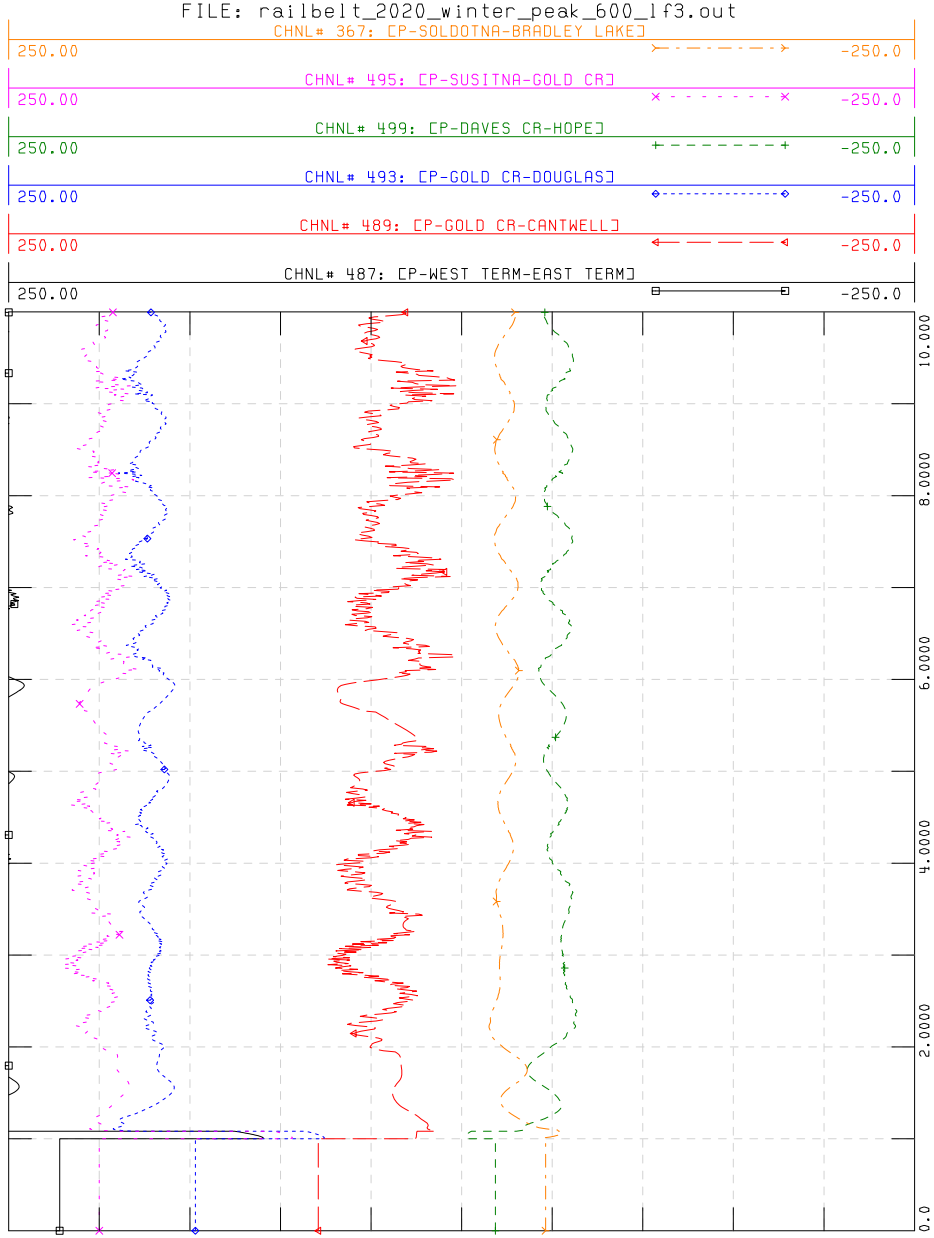

THU, OCT 15 2009 14:10
LINE FLOW (MW)

RAILBELT WINTER PEAK 2020

FAULT ON HEALY TO WILSON 230 KV LINE AT 1 SEC.
NEAR THE HEALY END. FAULT CLEARED AT 5 CYCLES.
FILE: railbelt_2020_winter_peak_600_lf3.out

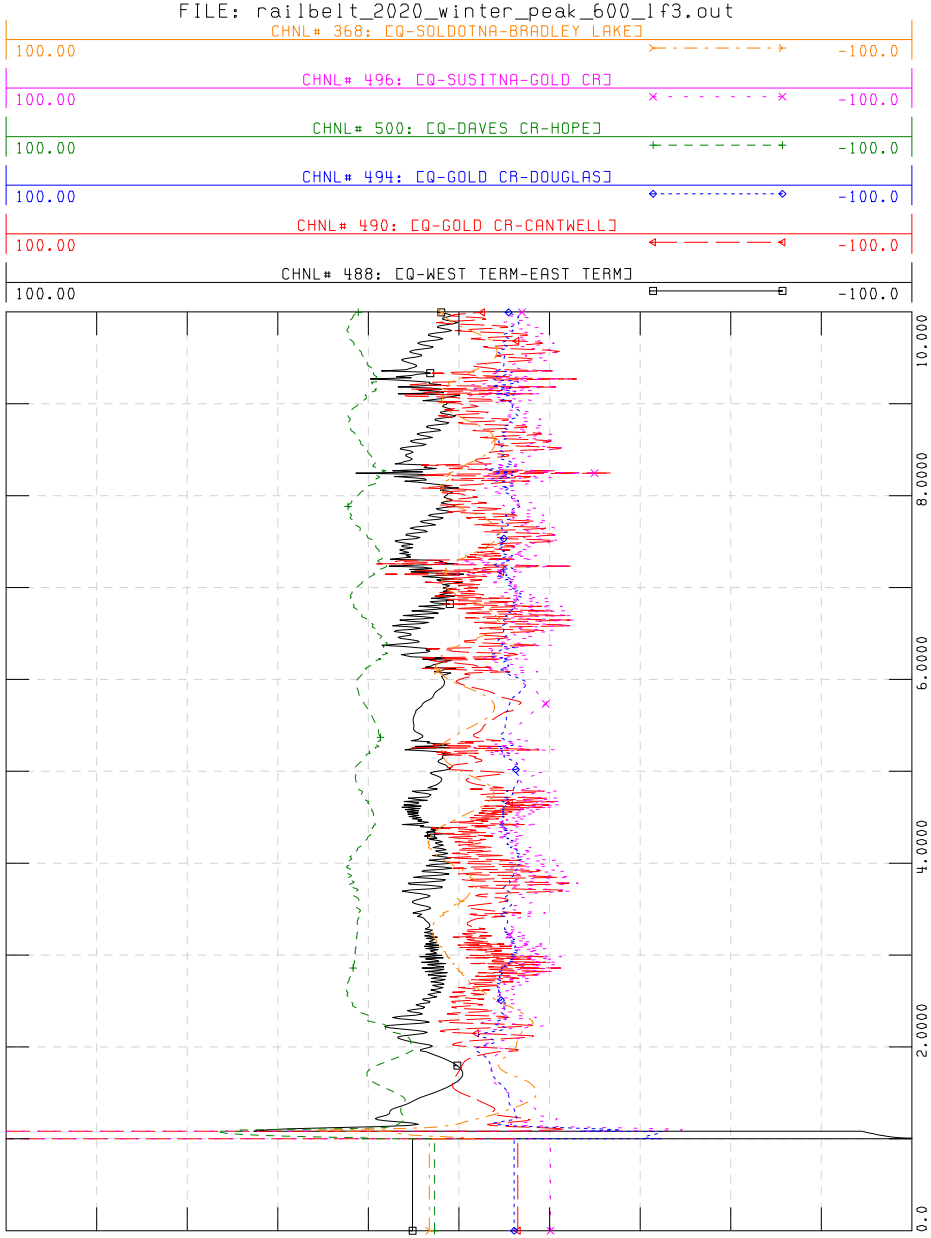

THU, OCT 15 2009 14:11
LINE FLOW (MVAR)

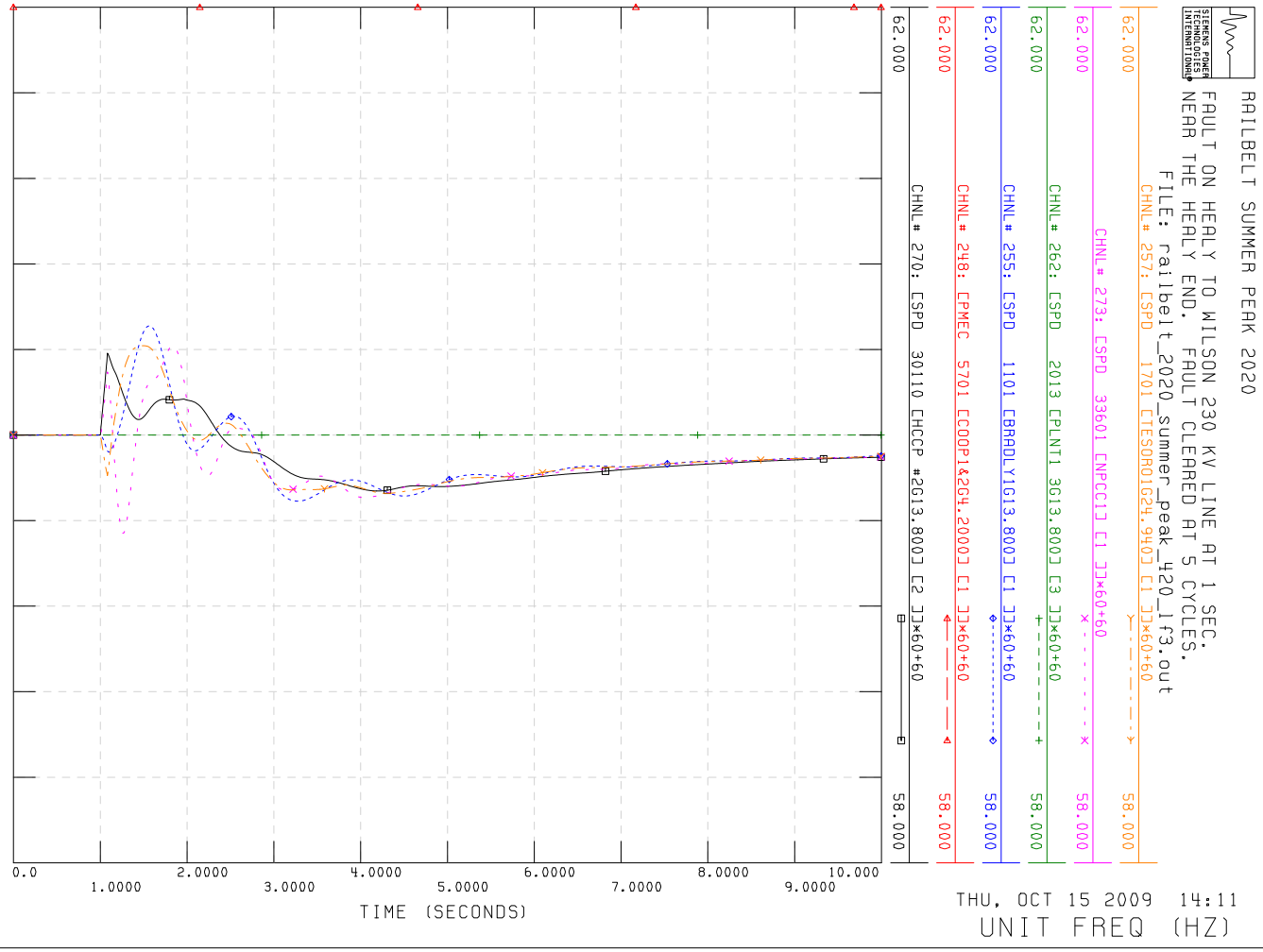
RAILBELT SUMMER PEAK 2020
FAULT ON HEALY TO WILSON 230 KV LINE AT 1 SEC.
NEAR THE HEALY END. FAULT CLEARED AT 5 CYCLES.
FILE: railbelt_2020_summer_peak_420_lf3.out
CHNL# 257: CSPD 1701 CTESORO1G24.9400 C1 JJ×60+60
CHNL# 273: CSPD 33601 CNPCC1J C1 JJ×60+60
CHNL# 262: CSPD 2013 CPLNT1 3G13.8000 C3 JJ×60+60
CHNL# 255: CSPD 1101 CBRADLY1G13.8000 C1 JJ×60+60
CHNL# 248: CPMEC 5701 CCOOP1&2G4.2000 C1 JJ×60+60
CHNL# 270: CSPD 30110 CHCCP #2G13.8000 C2 JJ×60+60
62.000
58.000
0.0
1.0000
2.0000
3.0000
4.0000
5.0000
6.0000
7.0000
8.0000
9.0000
10.000
TIME (SECONDS)
THU, OCT 15 2009 14:11
UNIT FREQ (HZ)

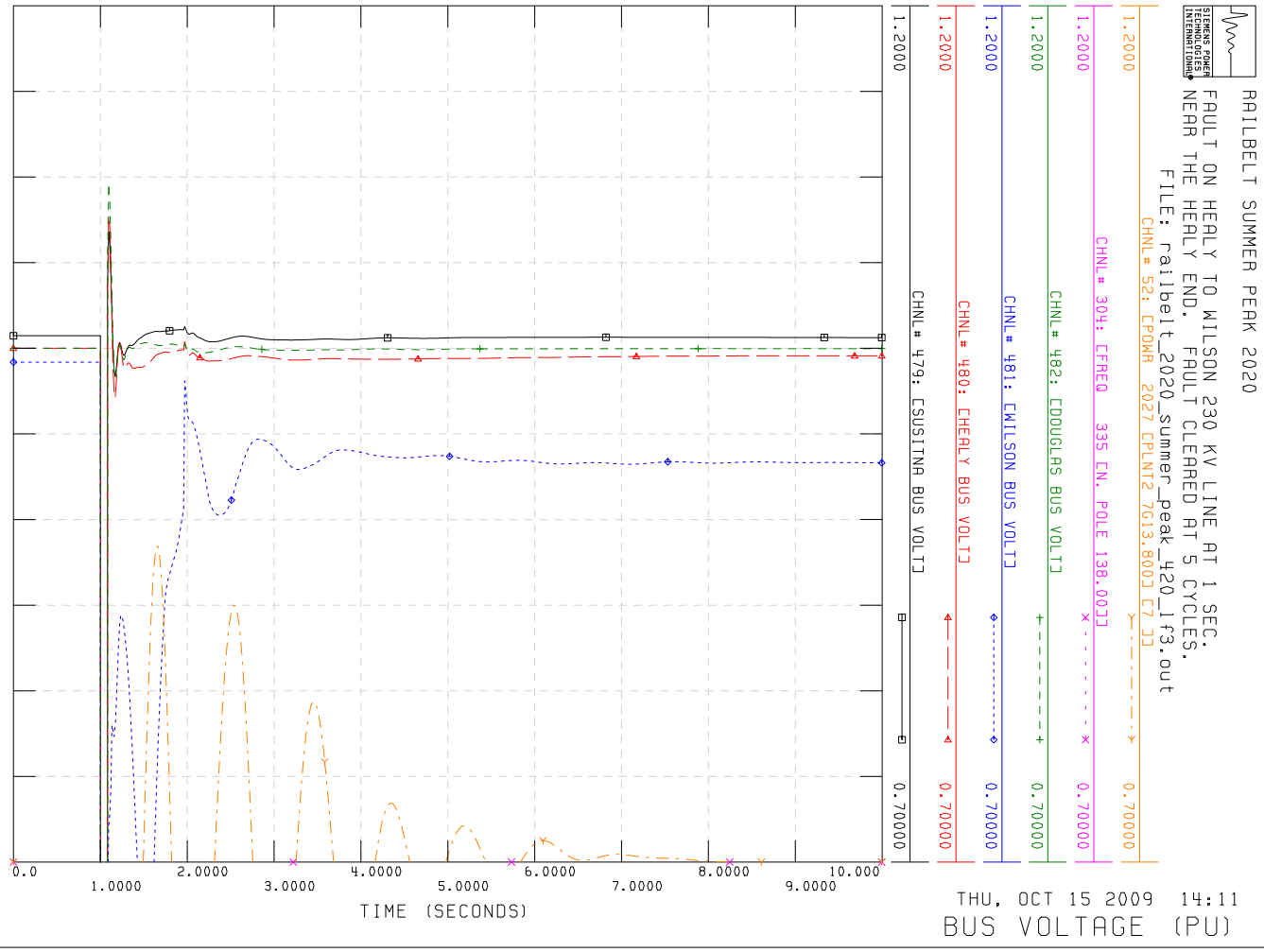
RAILBELT SUMMER PEAK 2020
FAULT ON HEALY TO WILSON 230 KV LINE AT 1 SEC.
NEAR THE HEALY END. FAULT CLEARED AT 5 CYCLES.
FILE: railbelt_2020_summer_peak_420_lf3.out
CHNL# 52: CPOWR 2027 CPLNT2 7613.8000 C7 JJ
CHNL# 304: CFREQ 335 CN. POLE 138.000JJ
CHNL# 482: CDOUGLAS BUS VOLTJ
CHNL# 481: CWILSON BUS VOLTJ
CHNL# 480: CHEALY BUS VOLTJ
CHNL# 479: CSUSITNA BUS VOLTJ
1.2000
0.70000
0.0
1.0000
2.0000
3.0000
4.0000
5.0000
6.0000
7.0000
8.0000
9.0000
10.000
TIME (SECONDS)
THU, OCT 15 2009 14:11
BUS VOLTAGE (PU)

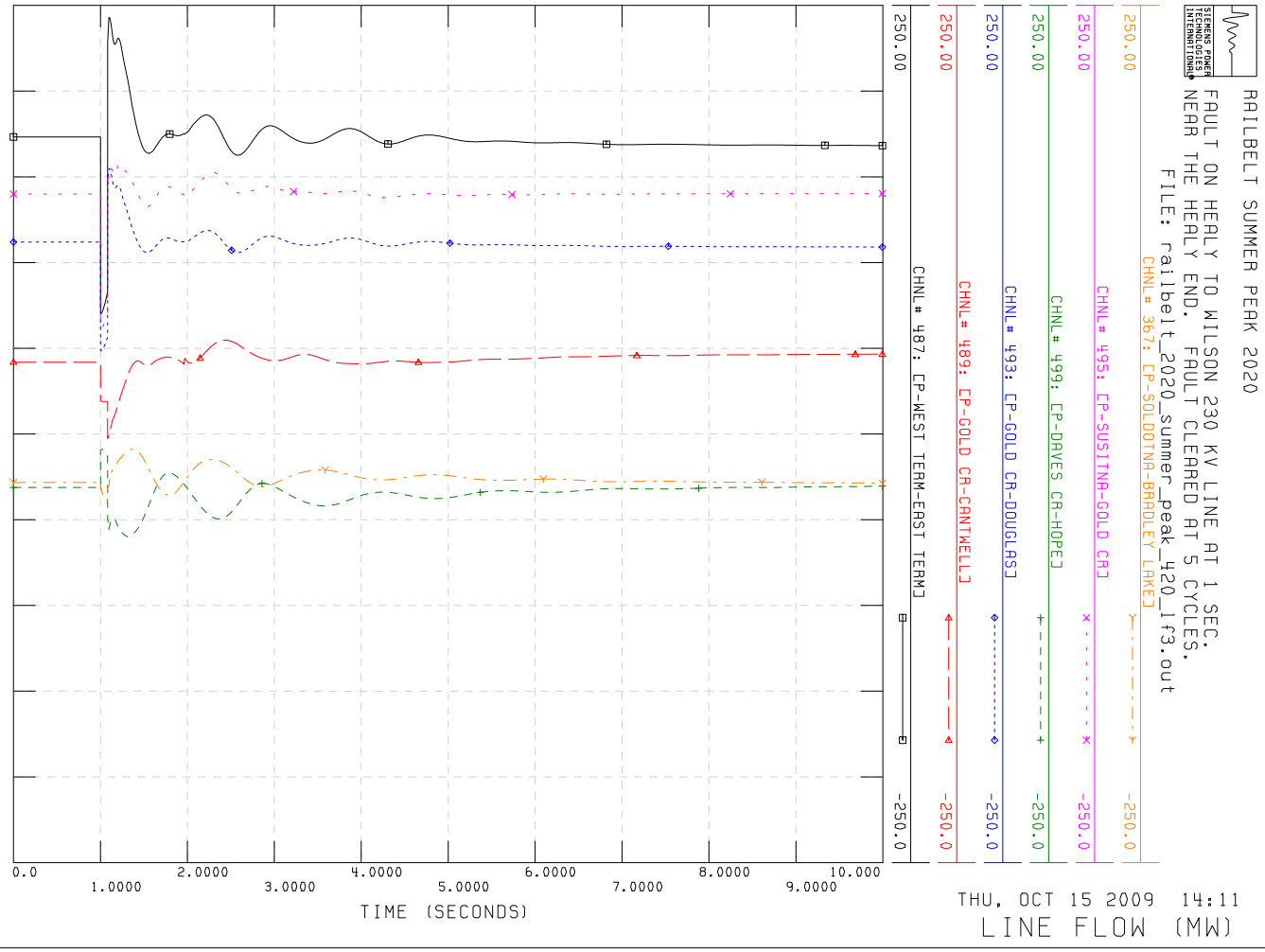
RAILBELT SUMMER PEAK 2020
FAULT ON HEALY TO WILSON 230 KV LINE AT 1 SEC.
NEAR THE HEALY END. FAULT CLEARED AT 5 CYCLES.
FILE: railbelt_2020_summer_peak_420_lf3.out
CHNL# 367: CP-SOLDOTNA-BRADLEY LAKE
CHNL# 495: CP-SUSITNA-GOLD CRK
CHNL# 499: CP-DAVES CR-HOPE
CHNL# 493: CP-GOLD CR-DOUGLAS
CHNL# 489: CP-GOLD CR-CANTWELL
CHNL# 487: CP-WEST TERM-EAST TERM
250.00
-250.0
TIME (SECONDS)
0.0
1.0000
2.0000
3.0000
4.0000
5.0000
6.0000
7.0000
8.0000
9.0000
10.000
THU, OCT 15 2009 14:11
LINE FLOW (MW)

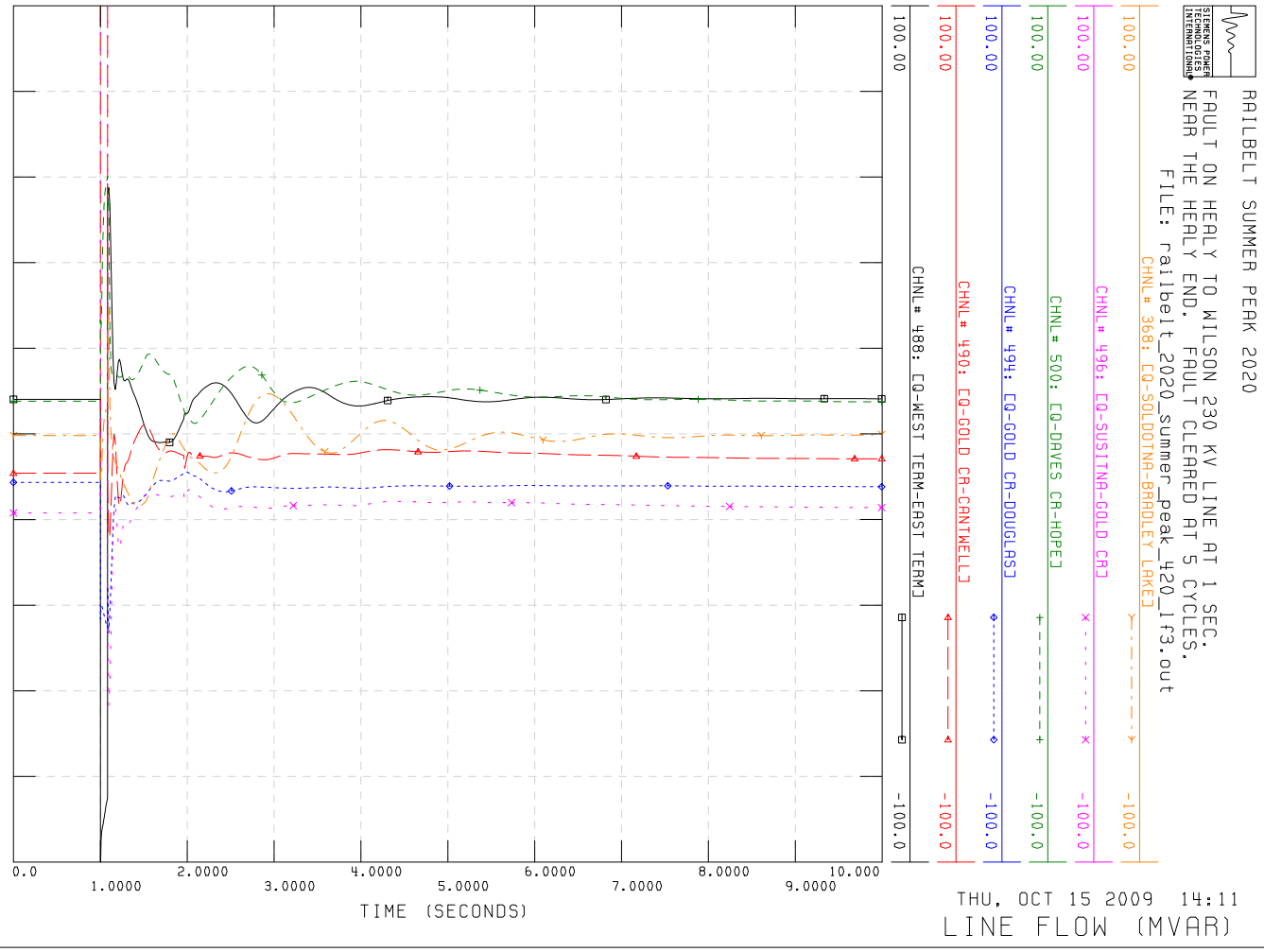
RAILBELT SUMMER PEAK 2020
FAULT ON HEALY TO WILSON 230 KV LINE AT 1 SEC.
NEAR THE HEALY END. FAULT CLEARED AT 5 CYCLES.
FILE: railbelt_2020_summer_peak_420_lf3.out
CHNL# 368: CQ-SOLDOTNA-BRADLEY LAKE
CHNL# 496: CQ-SUSITNA-GOLD CRK
CHNL# 500: CQ-DAVES CR-HOPE
CHNL# 494: CQ-GOLD CR-DOUGLAS
CHNL# 490: CQ-GOLD CR-CANTWELL
CHNL# 488: CQ-WEST TERM-EAST TERM
100.00
-100.0
TIME (SECONDS)
0.0
1.0000
2.0000
3.0000
4.0000
5.0000
6.0000
7.0000
8.0000
9.0000
10.000
THU, OCT 15 2009 14:11
LINE FLOW (MVAR)

RAILBELT SUMMER PEAK 2020

FAULT ON HEALY TO WILSON 230 KV LINE AT 1 SEC.
NEAR THE HEALY END. FAULT CLEARED AT 5 CYCLES.
FILE: railbelt_2020_summer_peak_600_lf3.out

THU, OCT 15 2009 14:11

UNIT FREQ (HZ)

CHNL# 257: [SPD 1701 [TESOR01G24.940] [1]]×60+60
62.000 58.000

CHNL# 273: [SPD 33601 [NPCC1] [1]]×60+60
62.000 58.000

CHNL# 262: [SPD 2013 [PLNT1 3G13.800] [3]]×60+60
62.000 58.000

CHNL# 255: [SPD 1101 [BRADLY1G13.800] [1]]×60+60
62.000 58.000

CHNL# 248: [PMEC 5701 [COOP1&2G4.2000] [1]]×60+60
62.000 58.000

CHNL# 270: [SPD 30110 [HCCP #2G13.800] [2]]×60+60
62.000 58.000

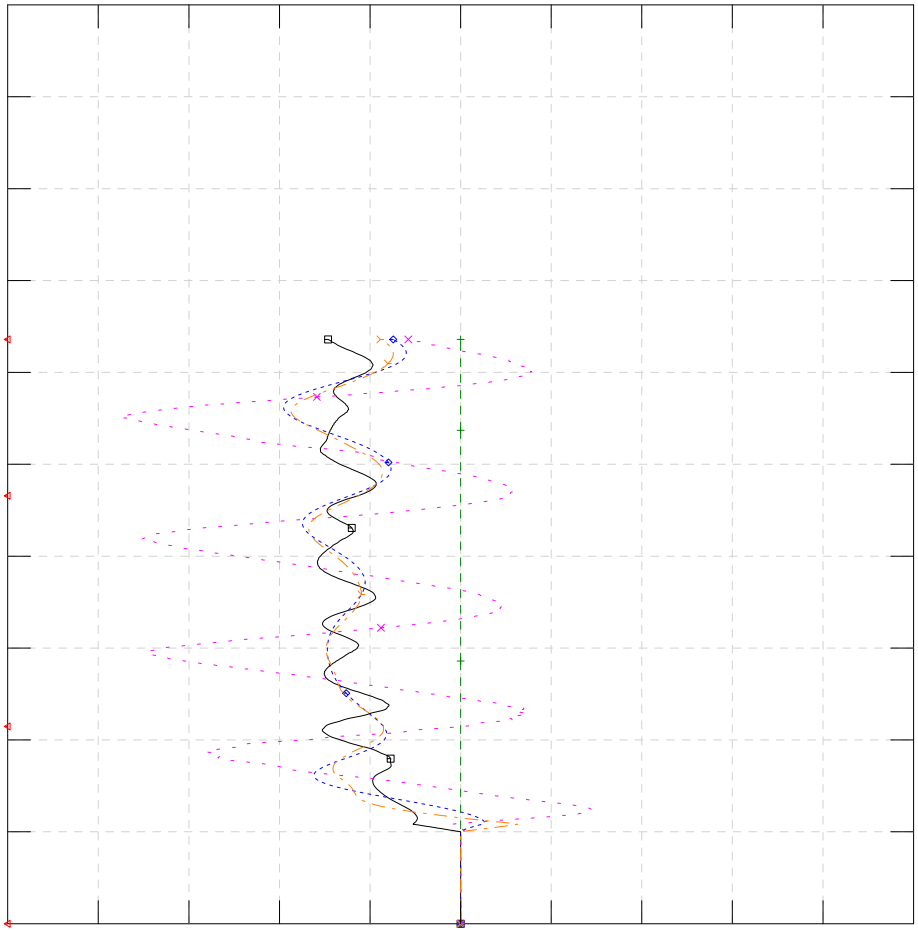

RAILBELT SUMMER PEAK 2020

FAULT ON HEALY TO WILSON 230 KV LINE AT 1 SEC.
NEAR THE HEALY END. FAULT CLEARED AT 5 CYCLES.
FILE: railbelt_2020_summer_peak_600_lf3.out

THU, OCT 15 2009 14:11

BUS VOLTAGE (PU)

CHNL# 52: [POWR 2027 [PLNT2 7G13.800] [7]]
1.2000 0.70000

CHNL# 304: [FREQ 335 [N. POLE 138.00]]
1.2000 0.70000

CHNL# 482: [DOUGLAS BUS VOLT]
1.2000 0.70000

CHNL# 481: [WILSON BUS VOLT]
1.2000 0.70000

CHNL# 480: [HEALY BUS VOLT]
1.2000 0.70000

CHNL# 479: [SUSITNA BUS VOLT]
1.2000 0.70000

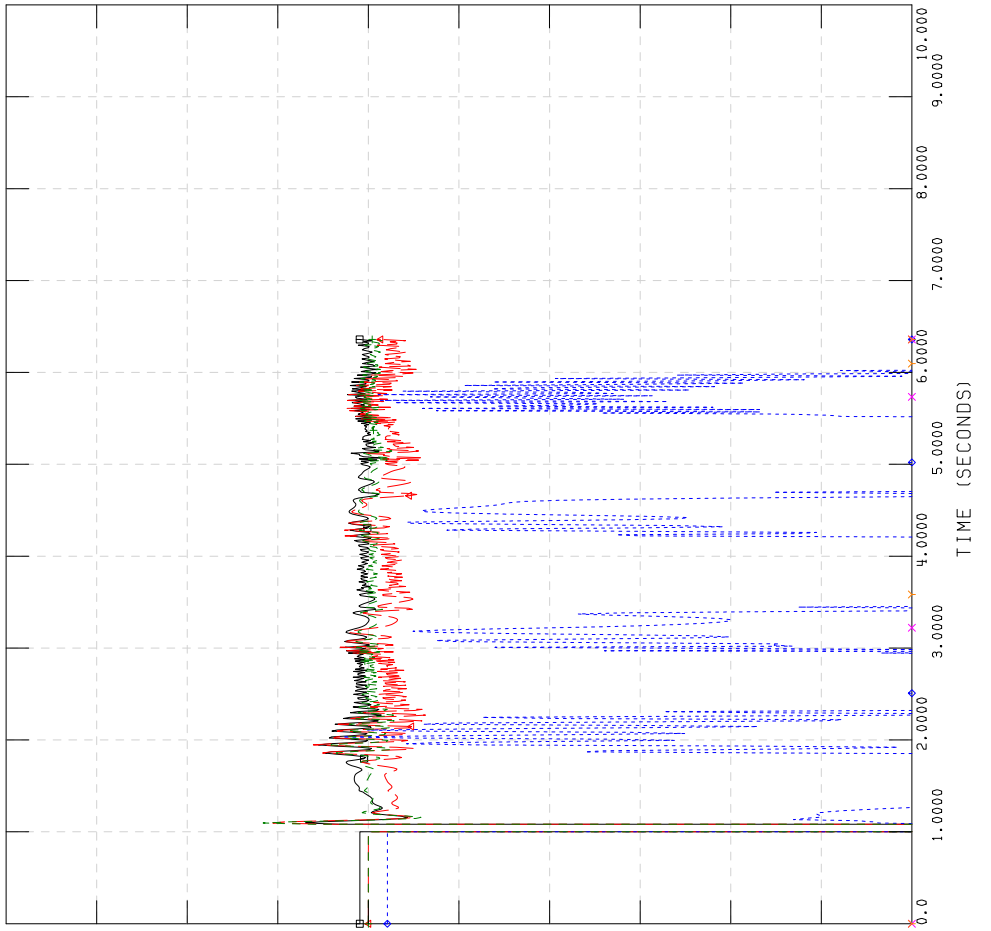

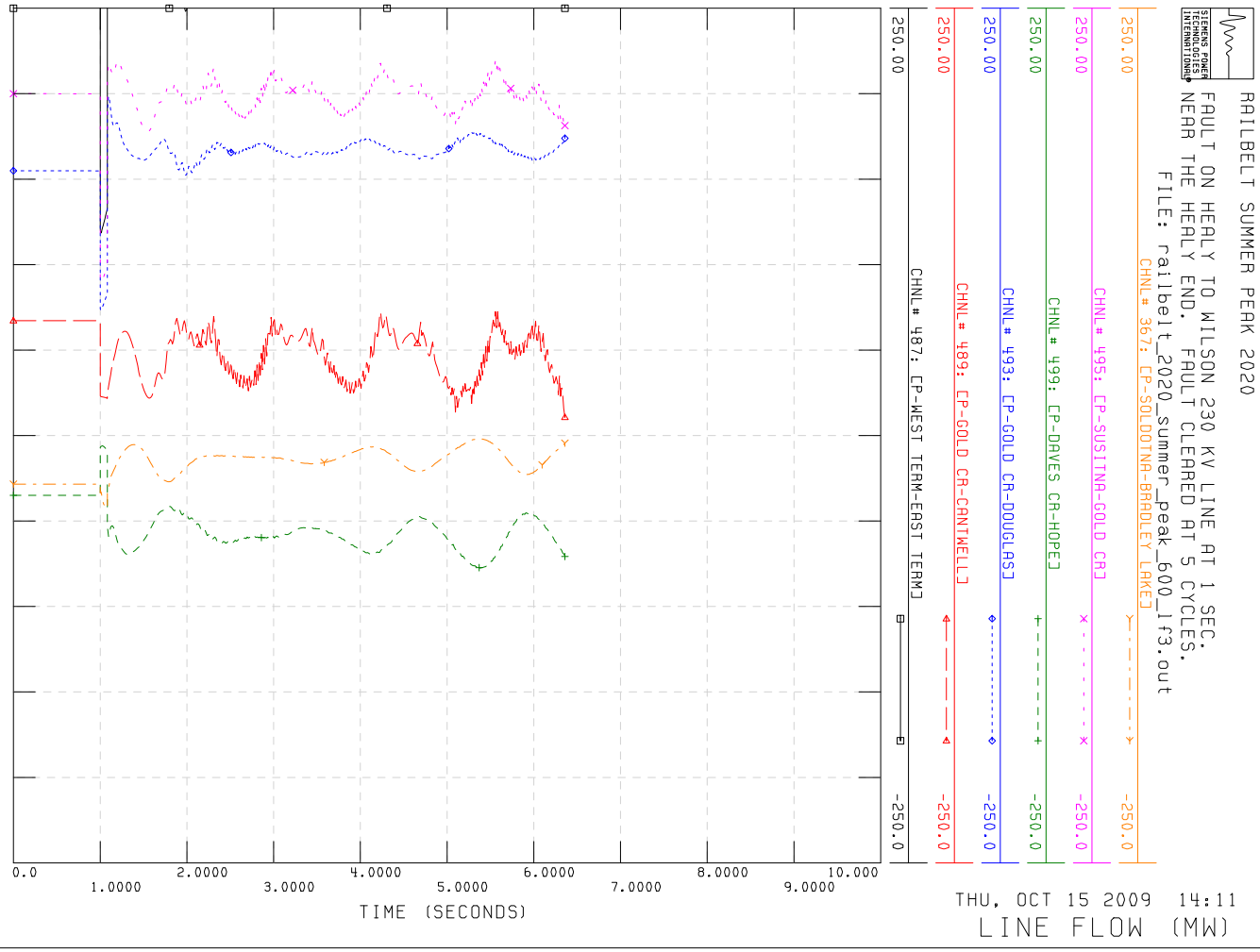
RAILBELT SUMMER PEAK 2020
FAULT ON HEALY TO WILSON 230 KV LINE AT 1 SEC.
NEAR THE HEALY END. FAULT CLEARED AT 5 CYCLES.
FILE: railbelt_2020_summer_peak_600_lf3.out
CHNL# 367: [P-SOLDOTNA-BRADLEY LAKE]
CHNL# 495: [P-SUSITNA-GOLD CR]
CHNL# 499: [P-DAVES CR-HOPE]
CHNL# 493: [P-GOLD CR-DOUGLAS]
CHNL# 489: [P-GOLD CR-CANTWELL]
CHNL# 487: [P-WEST TERM-EAST TERM]
250.00
-250.0
0.0
1.0000
2.0000
3.0000
4.0000
5.0000
6.0000
7.0000
8.0000
9.0000
10.000
TIME (SECONDS)
THU, OCT 15 2009 14:11
LINE FLOW (MW)

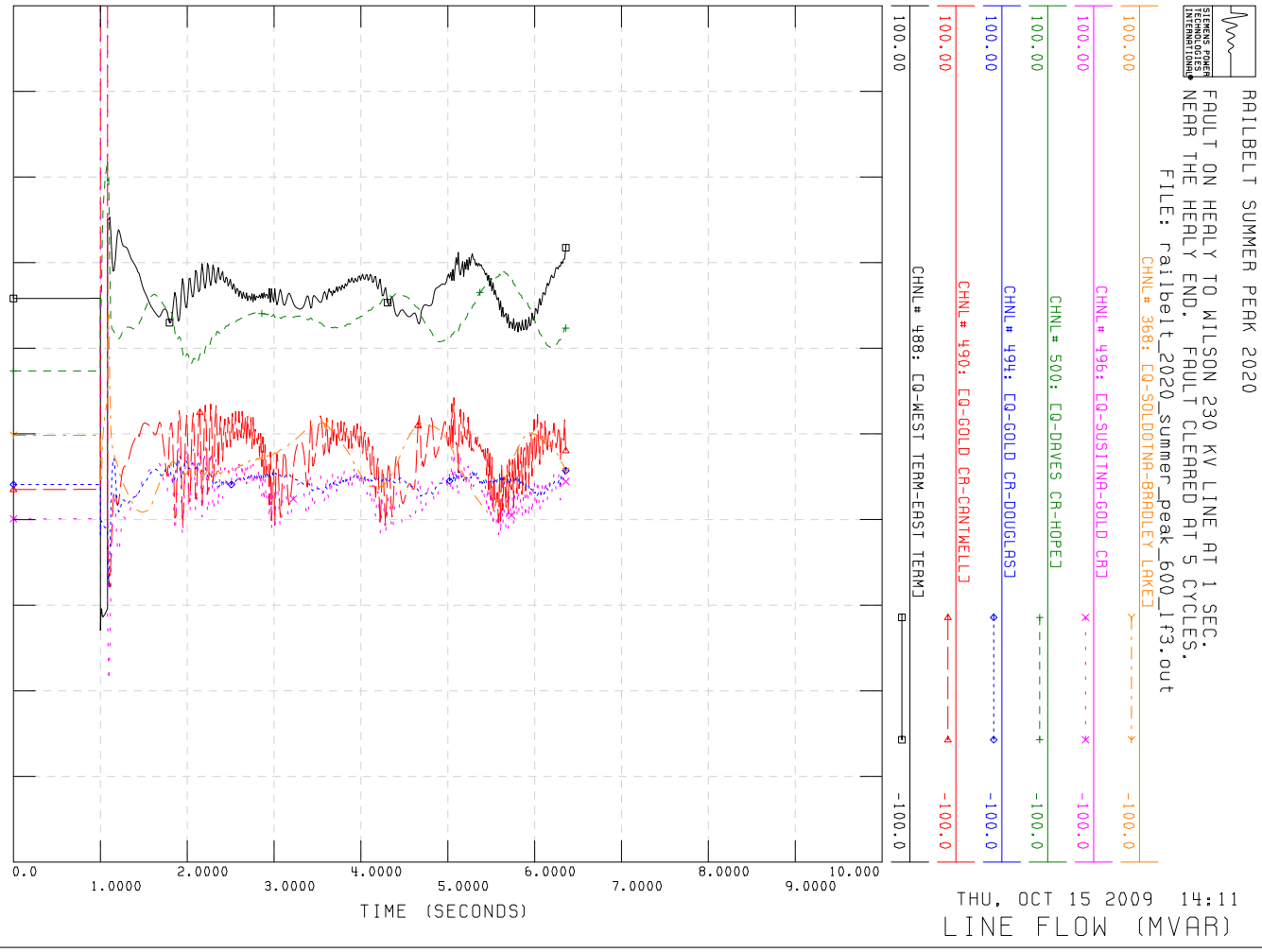
RAILBELT SUMMER PEAK 2020
FAULT ON HEALY TO WILSON 230 KV LINE AT 1 SEC.
NEAR THE HEALY END. FAULT CLEARED AT 5 CYCLES.
FILE: railbelt_2020_summer_peak_600_lf3.out
CHNL# 368: [Q-SOLDOTNA-BRADLEY LAKE]
CHNL# 496: [Q-SUSITNA-GOLD CR]
CHNL# 500: [Q-DAVES CR-HOPE]
CHNL# 494: [Q-GOLD CR-DOUGLAS]
CHNL# 490: [Q-GOLD CR-CANTWELL]
CHNL# 488: [Q-WEST TERM-EAST TERM]
100.00
-100.0
0.0
1.0000
2.0000
3.0000
4.0000
5.0000
6.0000
7.0000
8.0000
9.0000
10.000
TIME (SECONDS)
THU, OCT 15 2009 14:11
LINE FLOW (MVAR)

RAILBELT SUMMER VALLEY 2020

FAULT ON HEALY TO WILSON 230 KV LINE AT 1 SEC.
NEAR THE HEALY END. FAULT CLEARED AT 5 CYCLES.
FILE: railbelt_2020_summer_valley_420_lf3.out

THU, OCT 15 2009 14:31

UNIT FREQ (HZ)

CHNL# 257: [SPD 1701 [TESOR01G24.940] [1]]×60+60
62.000 58.000

CHNL# 273: [SPD 33601 [NPCC1] [1]]×60+60
62.000 58.000

CHNL# 262: [SPD 2013 [PLNT1 3G13.800] [3]]×60+60
62.000 58.000

CHNL# 255: [SPD 1101 [BRADLY1G13.800] [1]]×60+60
62.000 58.000

CHNL# 248: [PMEC 5701 [COOP1&2G4.2000] [1]]×60+60
62.000 58.000

CHNL# 270: [SPD 30110 [HCCP #2G13.800] [2]]×60+60
62.000 58.000

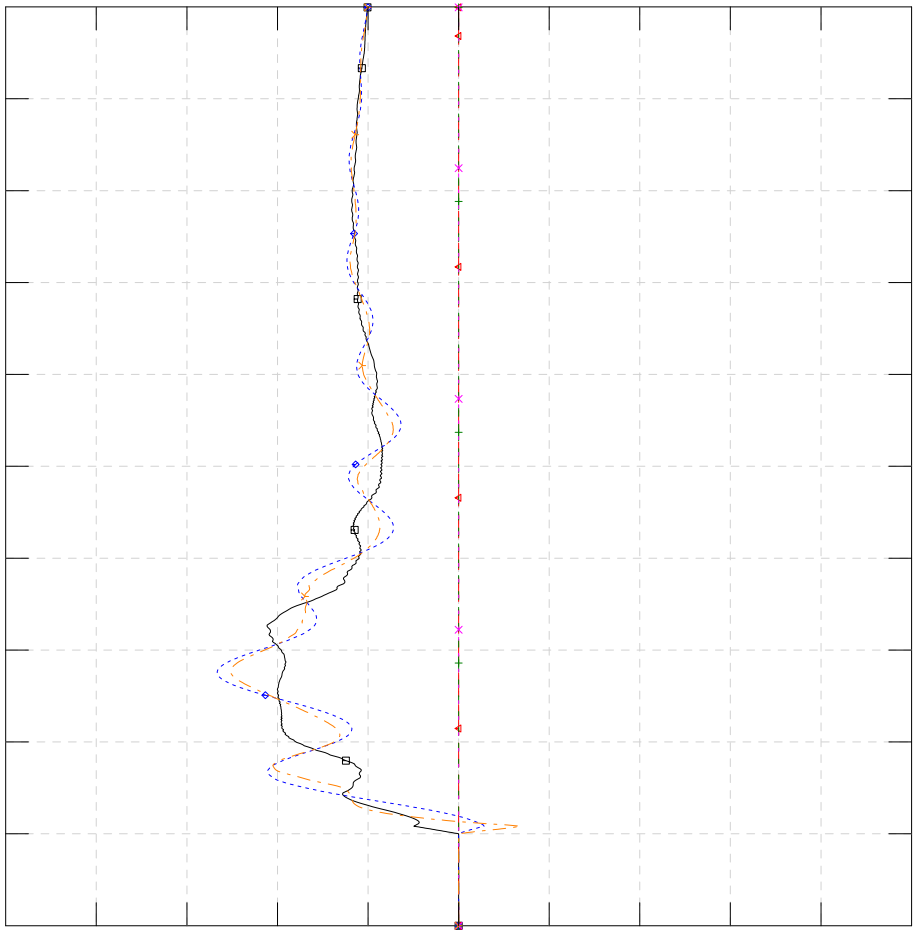

RAILBELT SUMMER VALLEY 2020

FAULT ON HEALY TO WILSON 230 KV LINE AT 1 SEC.
NEAR THE HEALY END. FAULT CLEARED AT 5 CYCLES.
FILE: railbelt_2020_summer_valley_420_lf3.out

THU, OCT 15 2009 14:31

BUS VOLTAGE (PU)

CHNL# 52: [POWR 2027 [PLNT2 7G13.800] [7]]
1.2000 0.70000

CHNL# 304: [FREQ 335 [N. POLE 138.00]]
1.2000 0.70000

CHNL# 482: [DOUGLAS BUS VOLT]
1.2000 0.70000

CHNL# 481: [WILSON BUS VOLT]
1.2000 0.70000

CHNL# 480: [HEALY BUS VOLT]
1.2000 0.70000

CHNL# 479: [SUSITNA BUS VOLT]
1.2000 0.70000

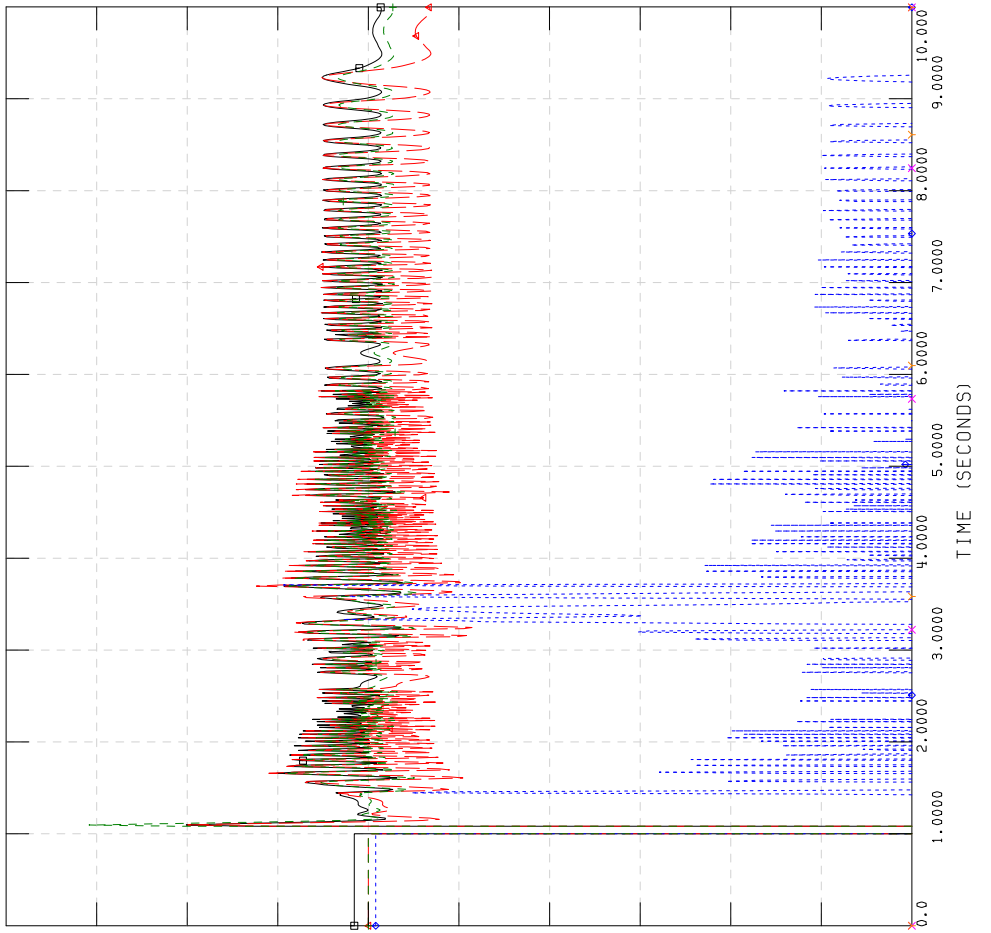

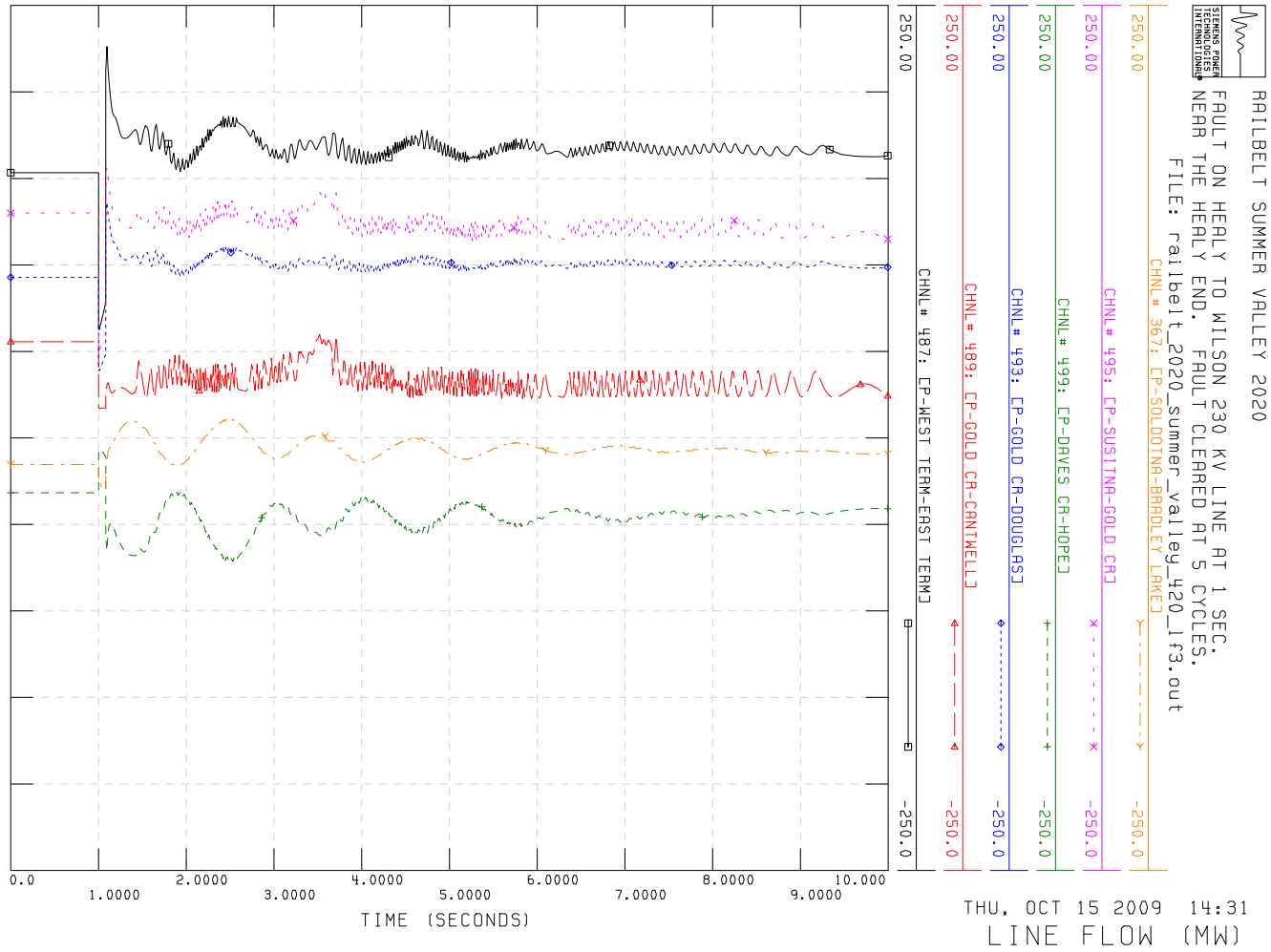
RAILBELT SUMMER VALLEY 2020
FAULT ON HEALY TO WILSON 230 KV LINE AT 1 SEC.
NEAR THE HEALY END. FAULT CLEARED AT 5 CYCLES.
FILE: railbelt_2020_summer_valley_420_lf3.out
CHNL# 367: EP-SOLDOTNA-BRADLEY LAKE
CHNL# 495: EP-SUSITNA-GOLD CRK
CHNL# 499: EP-DAVES CR-HOPE
CHNL# 493: EP-GOLD CR-DOUGLAS
CHNL# 489: EP-GOLD CR-CANTWELL
CHNL# 487: EP-WEST TERM-EAST TERM
250.00
-250.0
0.0
1.0000
2.0000
3.0000
4.0000
5.0000
6.0000
7.0000
8.0000
9.0000
10.000
TIME (SECONDS)
THU, OCT 15 2009 14:31
LINE FLOW (MW)

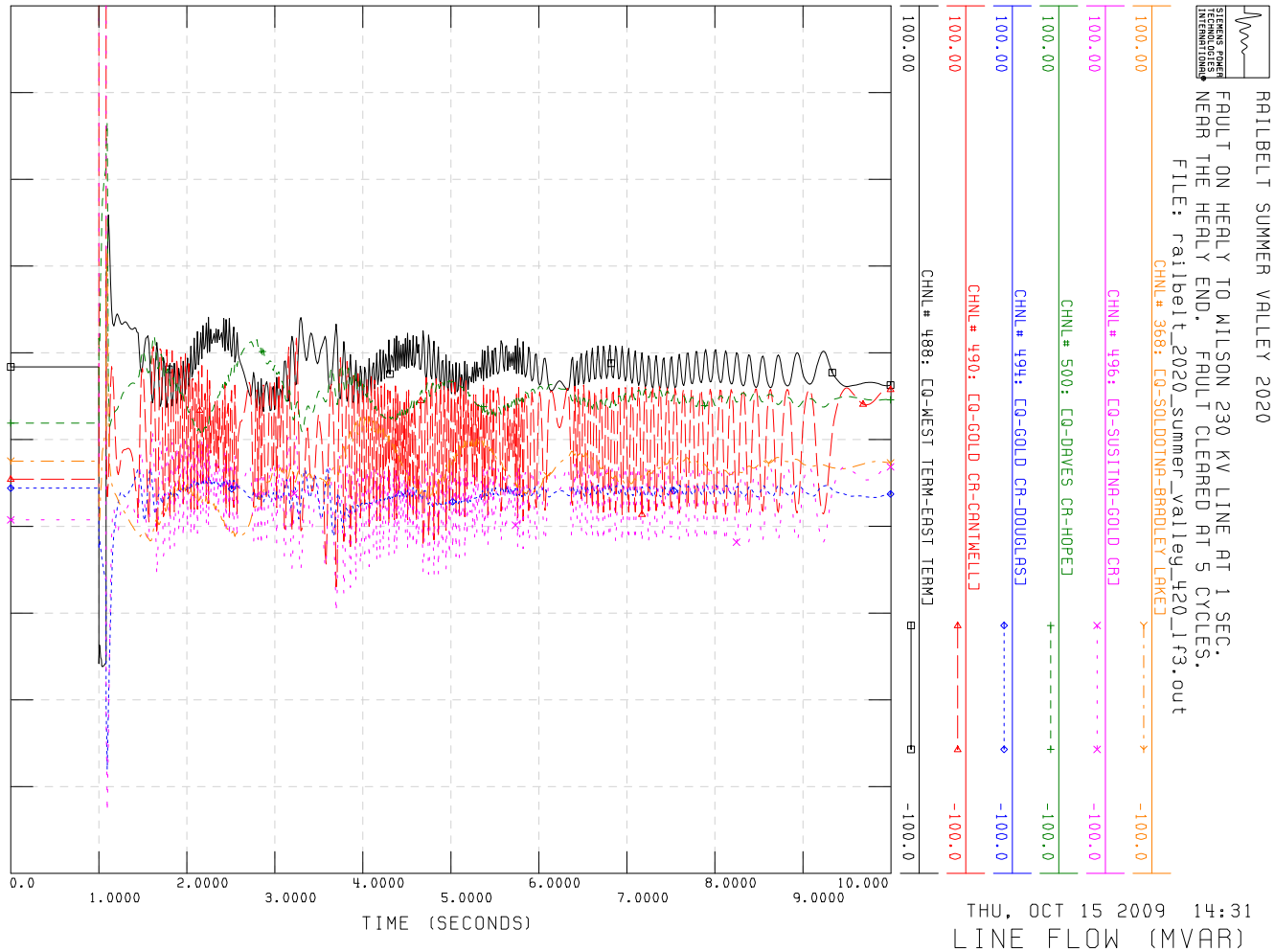
RAILBELT SUMMER VALLEY 2020
FAULT ON HEALY TO WILSON 230 KV LINE AT 1 SEC.
NEAR THE HEALY END. FAULT CLEARED AT 5 CYCLES.
FILE: railbelt_2020_summer_valley_420_lf3.out
CHNL# 368: EQ-SOLDOTNA-BRADLEY LAKE
CHNL# 496: EQ-SUSITNA-GOLD CRK
CHNL# 500: EQ-DAVES CR-HOPE
CHNL# 494: EQ-GOLD CR-DOUGLAS
CHNL# 490: EQ-GOLD CR-CANTWELL
CHNL# 488: EQ-WEST TERM-EAST TERM
100.00
-100.0
0.0
1.0000
2.0000
3.0000
4.0000
5.0000
6.0000
7.0000
8.0000
9.0000
10.000
TIME (SECONDS)
THU, OCT 15 2009 14:31
LINE FLOW (MVAR)

RAILBELT SUMMER VALLEY 2020

FAULT ON HEALY TO WILSON 230 KV LINE AT 1 SEC.
NEAR THE HEALY END. FAULT CLEARED AT 5 CYCLES.
FILE: railbelt_2020_summer_valley_600_lf3.out

THU, OCT 15 2009 14:31

UNIT FREQ (HZ)

CHNL# 257: [SPD 1701 [TESOR01G24.940] [1]]×60+60
62.000 58.000

CHNL# 273: [SPD 33601 [NPCC1] [1]]×60+60
62.000 58.000

CHNL# 262: [SPD 2013 [PLNT1 3G13.800] [3]]×60+60
62.000 58.000

CHNL# 255: [SPD 1101 [BRADLY1G13.800] [1]]×60+60
62.000 58.000

CHNL# 248: [PMEC 5701 [COOP1&2G4.2000] [1]]×60+60
62.000 58.000

CHNL# 270: [SPD 30110 [HCCP #2G13.800] [2]]×60+60
62.000 58.000

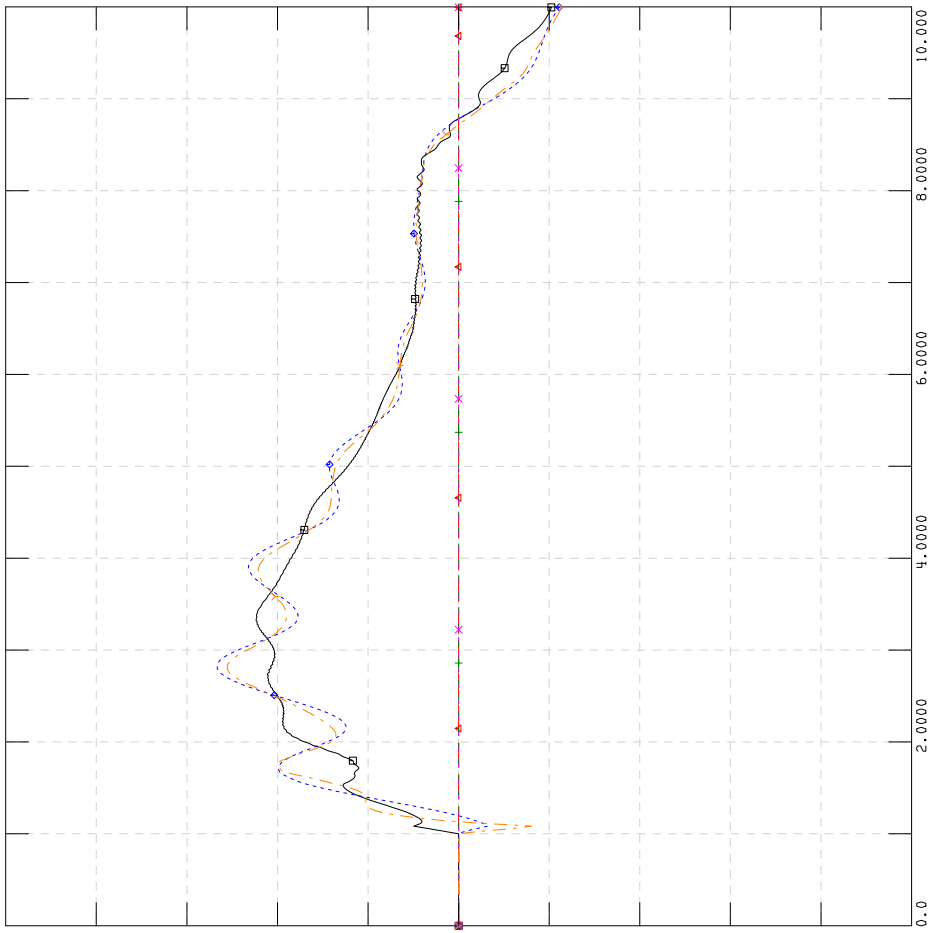

RAILBELT SUMMER VALLEY 2020

FAULT ON HEALY TO WILSON 230 KV LINE AT 1 SEC.
NEAR THE HEALY END. FAULT CLEARED AT 5 CYCLES.
FILE: railbelt_2020_summer_valley_600_lf3.out

THU, OCT 15 2009 14:31

BUS VOLTAGE (PU)

CHNL# 52: [POWR 2027 [PLNT2 7G13.800] [7]]
1.2000 0.70000

CHNL# 304: [FREQ 335 [N. POLE 138.00]]
1.2000 0.70000

CHNL# 482: [DOUGLAS BUS VOLT]
1.2000 0.70000

CHNL# 481: [WILSON BUS VOLT]
1.2000 0.70000

CHNL# 480: [HEALY BUS VOLT]
1.2000 0.70000

CHNL# 479: [SUSITNA BUS VOLT]
1.2000 0.70000

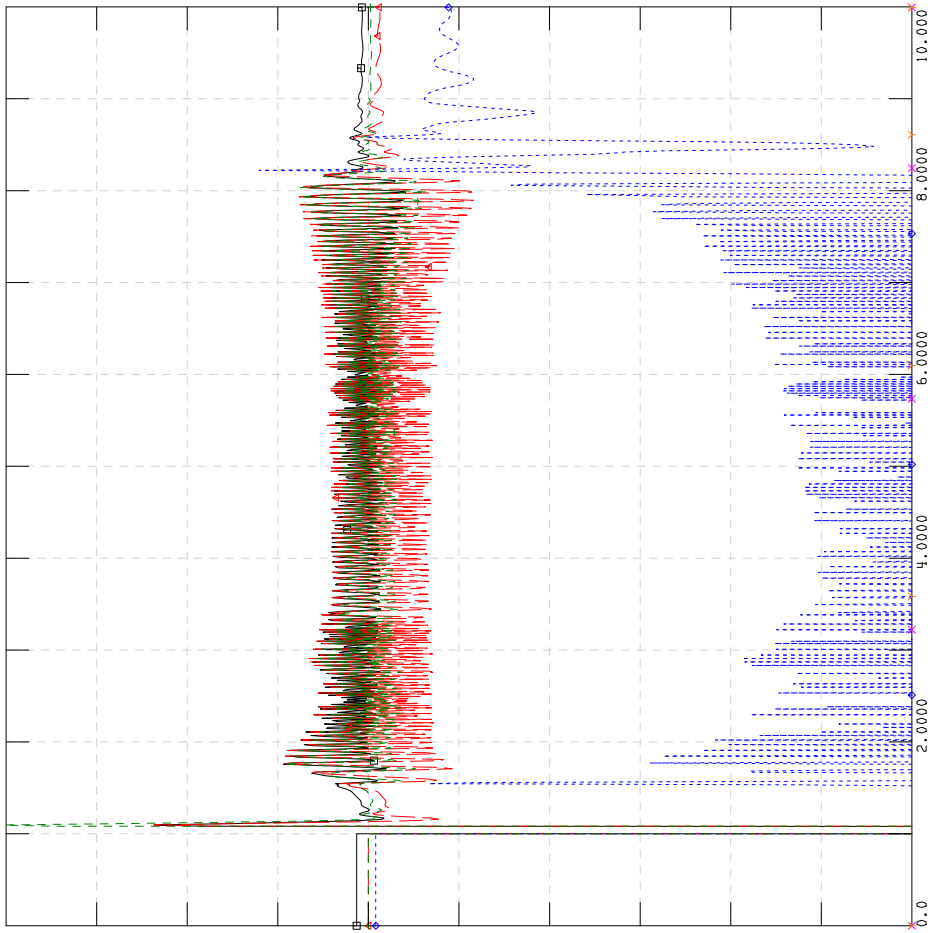

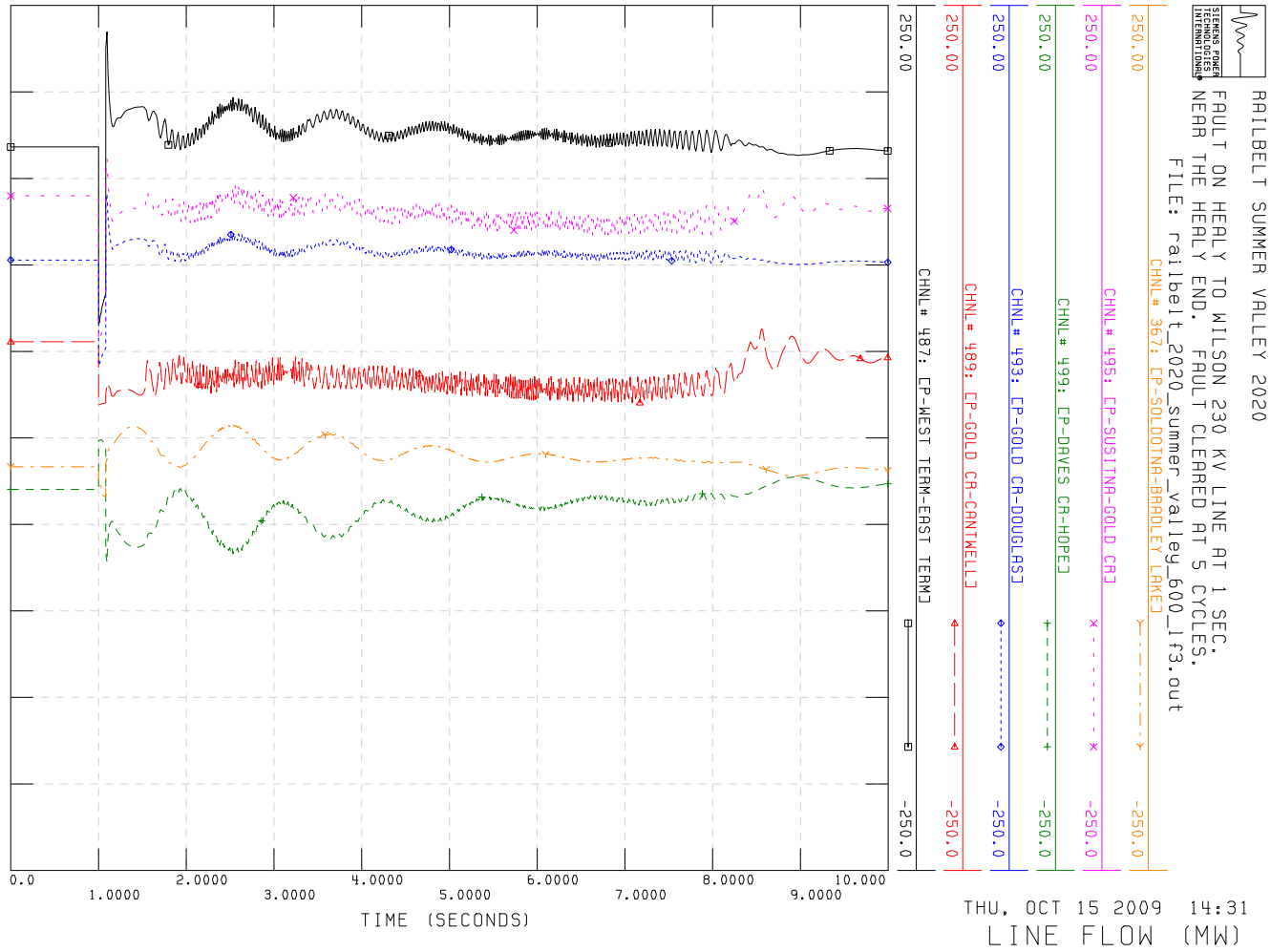
RAILBELT SUMMER VALLEY 2020
FAULT ON HEALY TO WILSON 230 KV LINE AT 1 SEC.
NEAR THE HEALY END. FAULT CLEARED AT 5 CYCLES.
FILE: railbelt_2020_summer_valley_600_lf3.out
CHNL# 367: CP-SOLDOTNA-BRADLEY LAKE
CHNL# 495: CP-SUSITNA-GOLD CR3
CHNL# 499: CP-DAVES CR-HOPE3
CHNL# 493: CP-GOLD CR-DOUGLAS3
CHNL# 489: CP-GOLD CR-CANTWELL3
CHNL# 487: CP-WEST TERM-EAST TERM3
250.00
-250.0
TIME (SECONDS)
0.0
1.0000
2.0000
3.0000
4.0000
5.0000
6.0000
7.0000
8.0000
9.0000
10.000
THU, OCT 15 2009 14:31
LINE FLOW (MW)

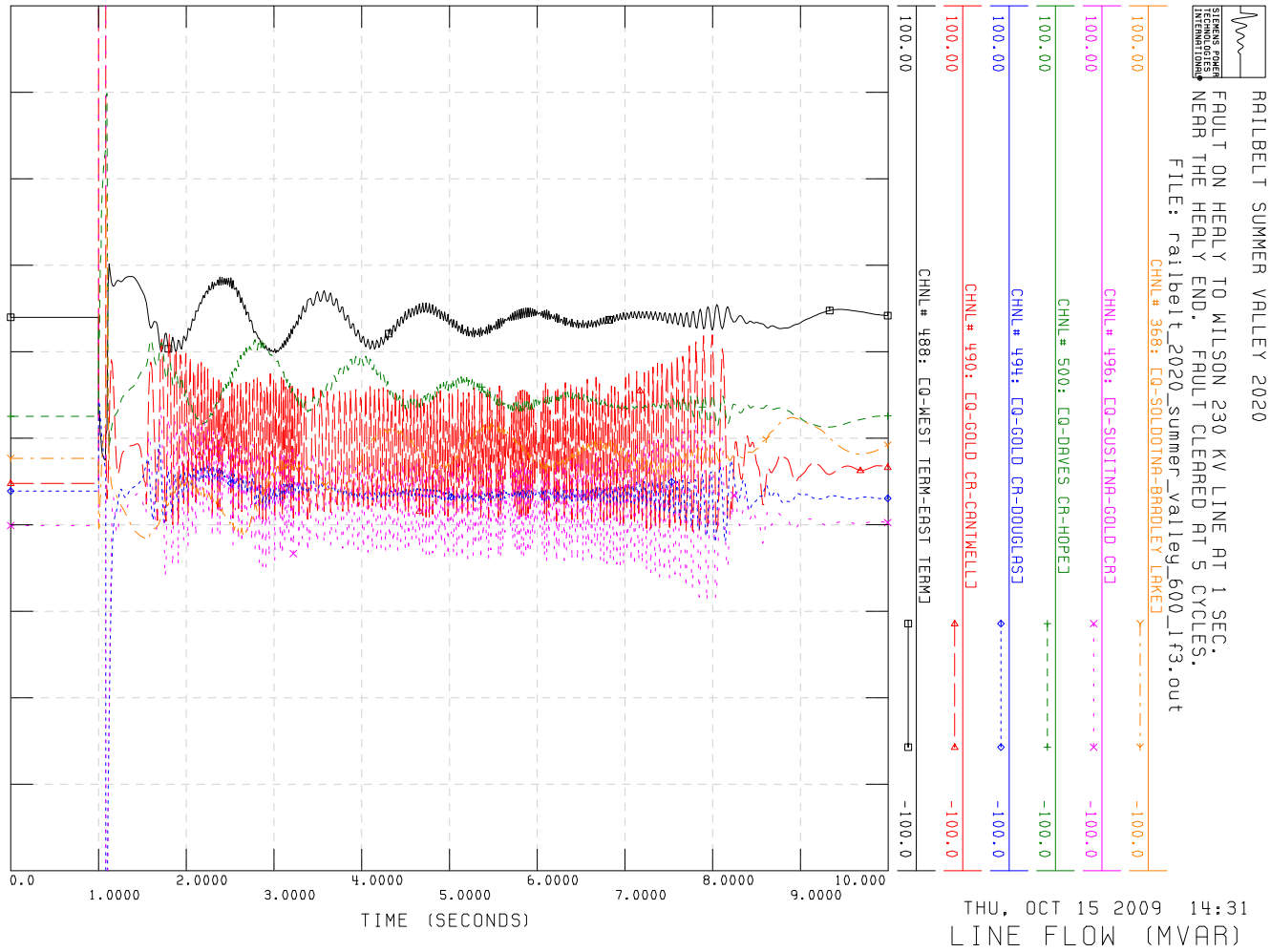
RAILBELT SUMMER VALLEY 2020
FAULT ON HEALY TO WILSON 230 KV LINE AT 1 SEC.
NEAR THE HEALY END. FAULT CLEARED AT 5 CYCLES.
FILE: railbelt_2020_summer_valley_600_lf3.out
CHNL# 368: CQ-SOLDOTNA-BRADLEY LAKE3
CHNL# 496: CQ-SUSITNA-GOLD CR3
CHNL# 500: CQ-DAVES CR-HOPE3
CHNL# 494: CQ-GOLD CR-DOUGLAS3
CHNL# 490: CQ-GOLD CR-CANTWELL3
CHNL# 488: CQ-WEST TERM-EAST TERM3
100.00
-100.0
TIME (SECONDS)
0.0
1.0000
2.0000
3.0000
4.0000
5.0000
6.0000
7.0000
8.0000
9.0000
10.000
THU, OCT 15 2009 14:31
LINE FLOW (MVAR)

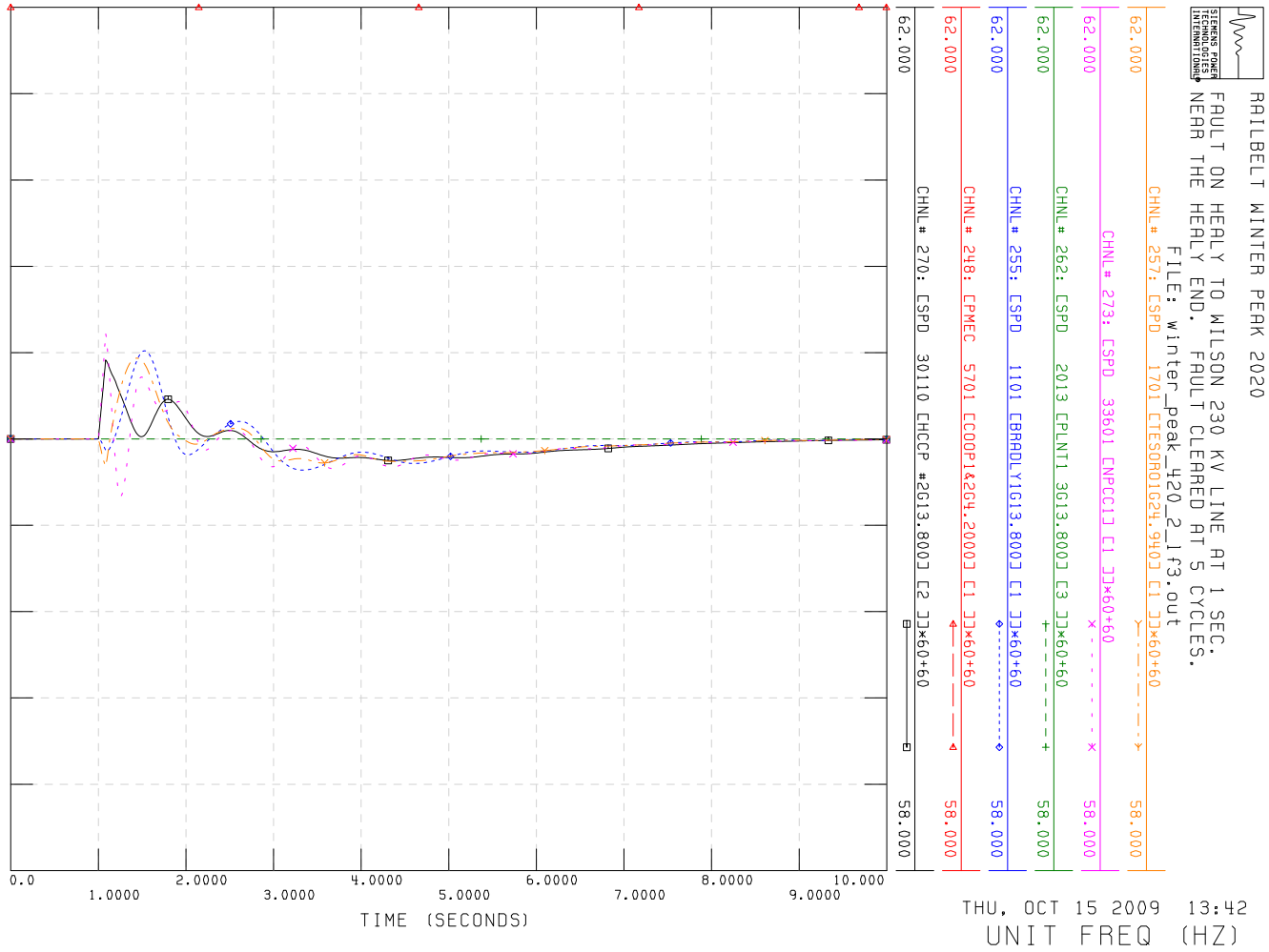
RAILBELT WINTER PEAK 2020
FAULT ON HEALY TO WILSON 230 KV LINE AT 1 SEC.
NEAR THE HEALY END. FAULT CLEARED AT 5 CYCLES.
FILE: winter_peak_420_2_lf3.out
CHNL# 257: CSPD 1701 CTESORO1G24.9400 C1 JJ×60+60
CHNL# 273: CSPD 33601 CNPCC1J C1 JJ×60+60
CHNL# 262: CSPD 2013 CPLNT1 3G13.800J C3 JJ×60+60
CHNL# 255: CSPD 1101 CBRADLY1G13.800J C1 JJ×60+60
CHNL# 248: CPMEC 5701 CCOOP1&2G4.2000J C1 JJ×60+60
CHNL# 270: CSPD 30110 CHCCP #2G13.800J C2 JJ×60+60
62.000
58.000
0.0
1.0000
2.0000
3.0000
4.0000
5.0000
6.0000
7.0000
8.0000
9.0000
10.000
TIME (SECONDS)
THU, OCT 15 2009 13:42
UNIT FREQ (HZ)

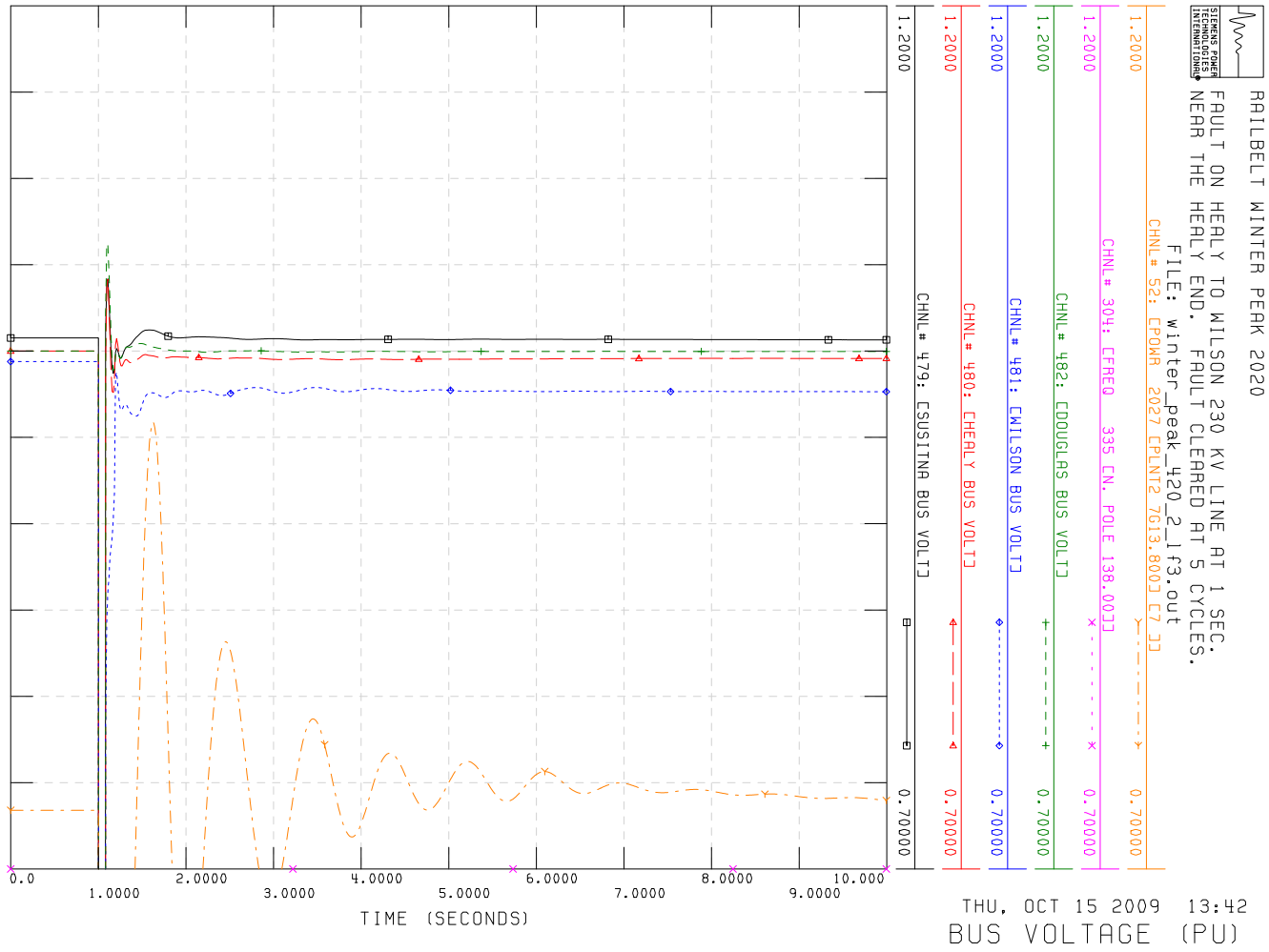
RAILBELT WINTER PEAK 2020
FAULT ON HEALY TO WILSON 230 KV LINE AT 1 SEC.
NEAR THE HEALY END. FAULT CLEARED AT 5 CYCLES.
FILE: winter_peak_420_2_lf3.out
CHNL# 52: CPOWR 2027 CPLNT2 7613.800J C7 JJ
CHNL# 304: CFREQ 335 CN. POLE 138.00JJ
CHNL# 482: CDOUGLAS BUS VOLTJ
CHNL# 481: CWILSON BUS VOLTJ
CHNL# 460: CHEALY BUS VOLTJ
CHNL# 479: CSUSITNA BUS VOLTJ
1.2000
0.70000
0.0
1.0000
2.0000
3.0000
4.0000
5.0000
6.0000
7.0000
8.0000
9.0000
10.000
TIME (SECONDS)
THU, OCT 15 2009 13:42
BUS VOLTAGE (PU)

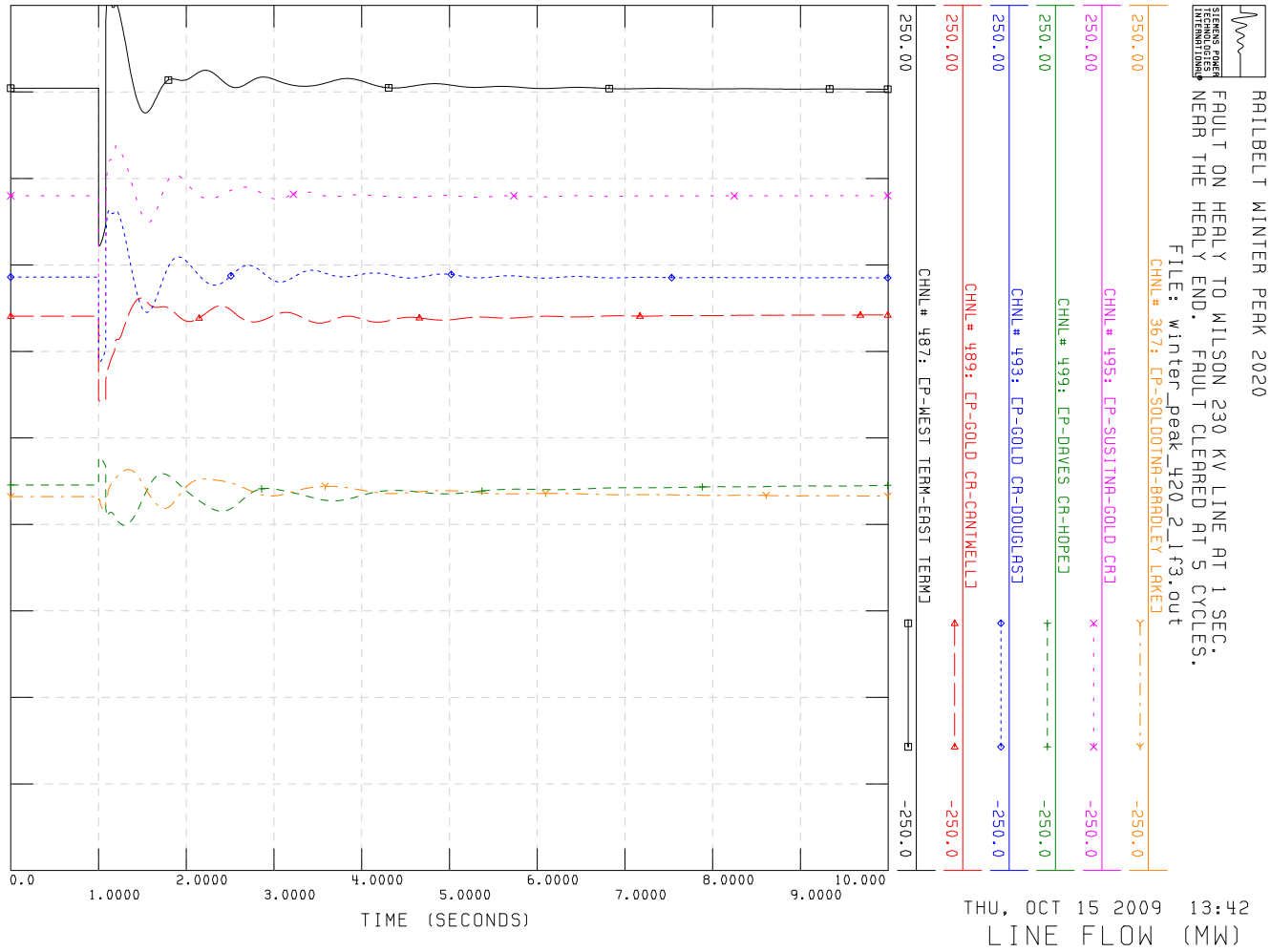
RAILBELT WINTER PEAK 2020
FAULT ON HEALY TO WILSON 230 KV LINE AT 1 SEC.
NEAR THE HEALY END. FAULT CLEARED AT 5 CYCLES.
FILE: winter_peak_420_2_lf3.out
CHNL# 367: EP-SOLDOTNA-BRADLEY LAKE
CHNL# 495: EP-SUSITNA-GOLD CR
CHNL# 499: EP-DAVES CR-HOPE
CHNL# 493: EP-GOLD CR-DOUGLAS
CHNL# 489: EP-GOLD CR-CANTWELL
CHNL# 487: EP-WEST TERM-EAST TERM
250.00
-250.0
0.0
1.0000
2.0000
3.0000
4.0000
5.0000
6.0000
7.0000
8.0000
9.0000
10.000
TIME (SECONDS)
THU, OCT 15 2009 13:42
LINE FLOW (MW)

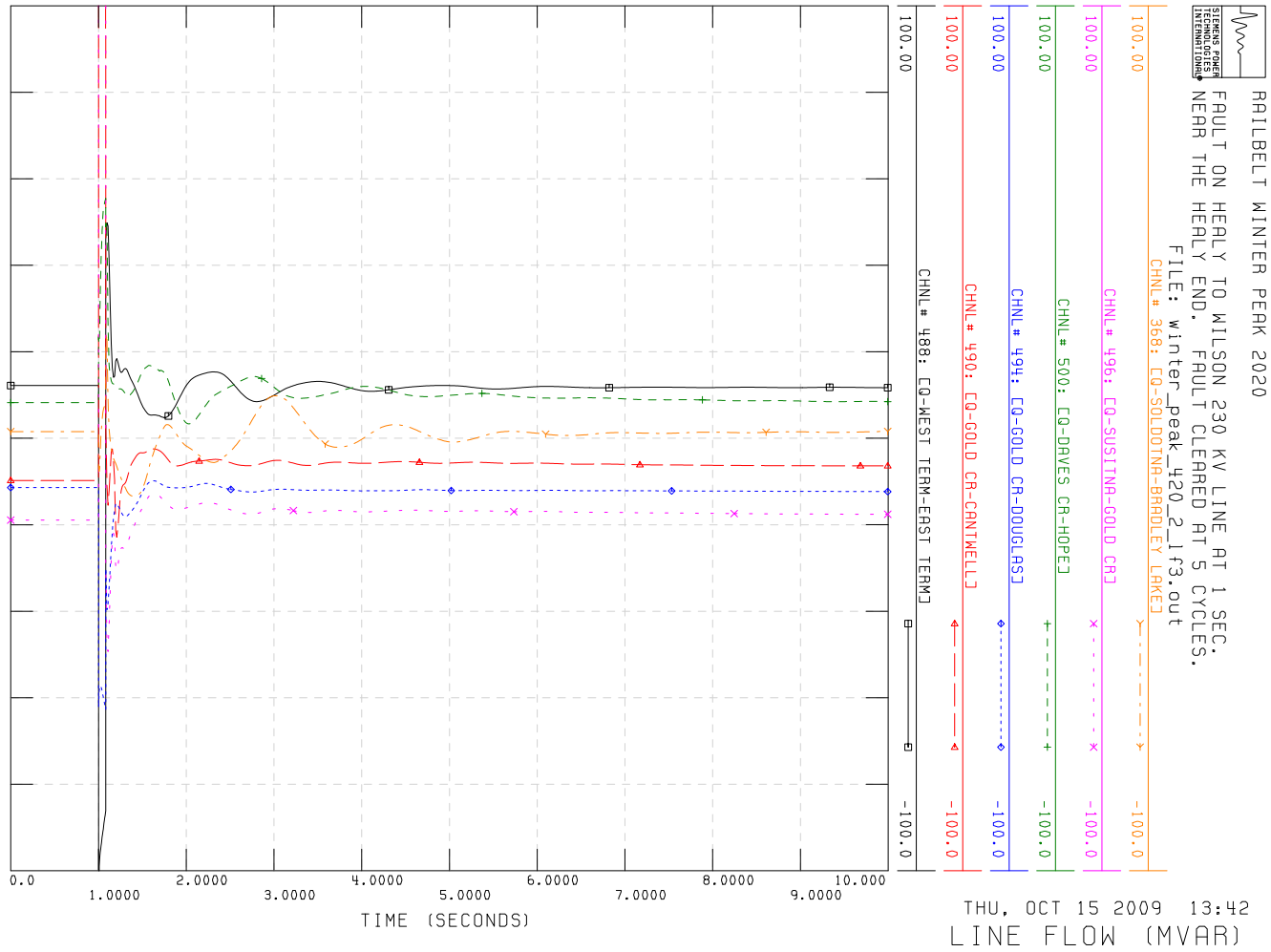
RAILBELT WINTER PEAK 2020
FAULT ON HEALY TO WILSON 230 KV LINE AT 1 SEC.
NEAR THE HEALY END. FAULT CLEARED AT 5 CYCLES.
FILE: winter_peak_420_2_lf3.out
CHNL# 368: CQ-SOLDOTNA-BRADLEY LAKE
CHNL# 496: CQ-SUSITNA-GOLD CR
CHNL# 500: CQ-DAVES CR-HOPE
CHNL# 494: CQ-GOLD CR-DOUGLAS
CHNL# 490: CQ-GOLD CR-CANTWELL
CHNL# 488: CQ-WEST TERM-EAST TERM
100.00
-100.0
0.0
1.0000
2.0000
3.0000
4.0000
5.0000
6.0000
7.0000
8.0000
9.0000
10.000
TIME (SECONDS)
THU, OCT 15 2009 13:42
LINE FLOW (MVAR)

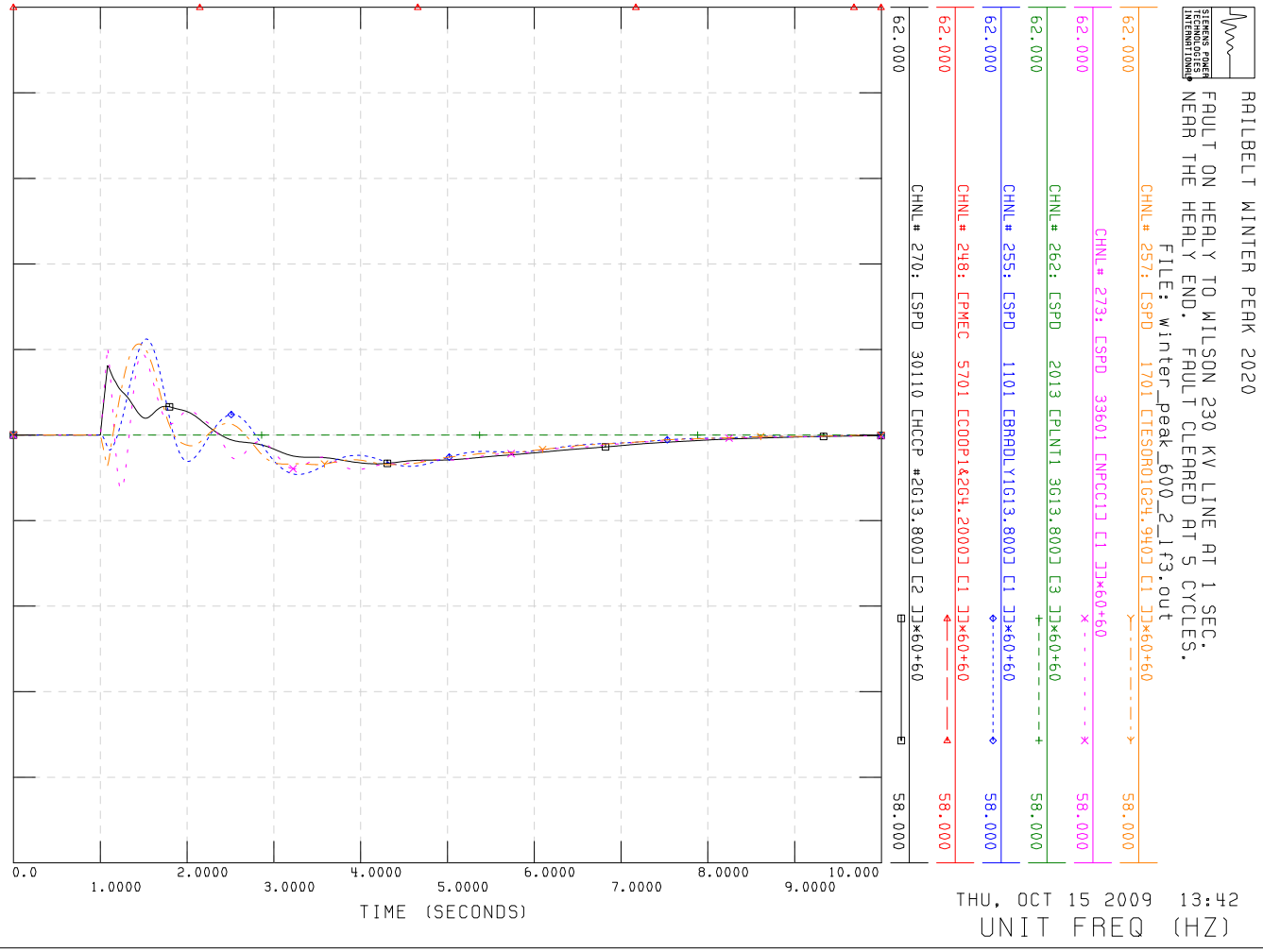
RAILBELT WINTER PEAK 2020
FAULT ON HEALY TO WILSON 230 KV LINE AT 1 SEC.
NEAR THE HEALY END. FAULT CLEARED AT 5 CYCLES.
FILE: winter_peak_600_2_lf3.out
CHNL# 257: CSPD 1701 CTESOR01G24.9403 C1 JJ×60+60
CHNL# 273: CSPD 33601 CNPCC13 C1 JJ×60+60
CHNL# 262: CSPD 2013 CPLNT1 3G13.800J C3 JJ×60+60
CHNL# 255: CSPD 1101 CBRADLY1G13.800J C1 JJ×60+60
CHNL# 248: CPMEC 5701 CCOOP1&2G4.2000J C1 JJ×60+60
CHNL# 270: CSPD 30110 CHCCP #2G13.800J C2 JJ×60+60
62.000
58.000
0.0
1.0000
2.0000
3.0000
4.0000
5.0000
6.0000
7.0000
8.0000
9.0000
10.000
TIME (SECONDS)
THU, OCT 15 2009 13:42
UNIT FREQ (HZ)

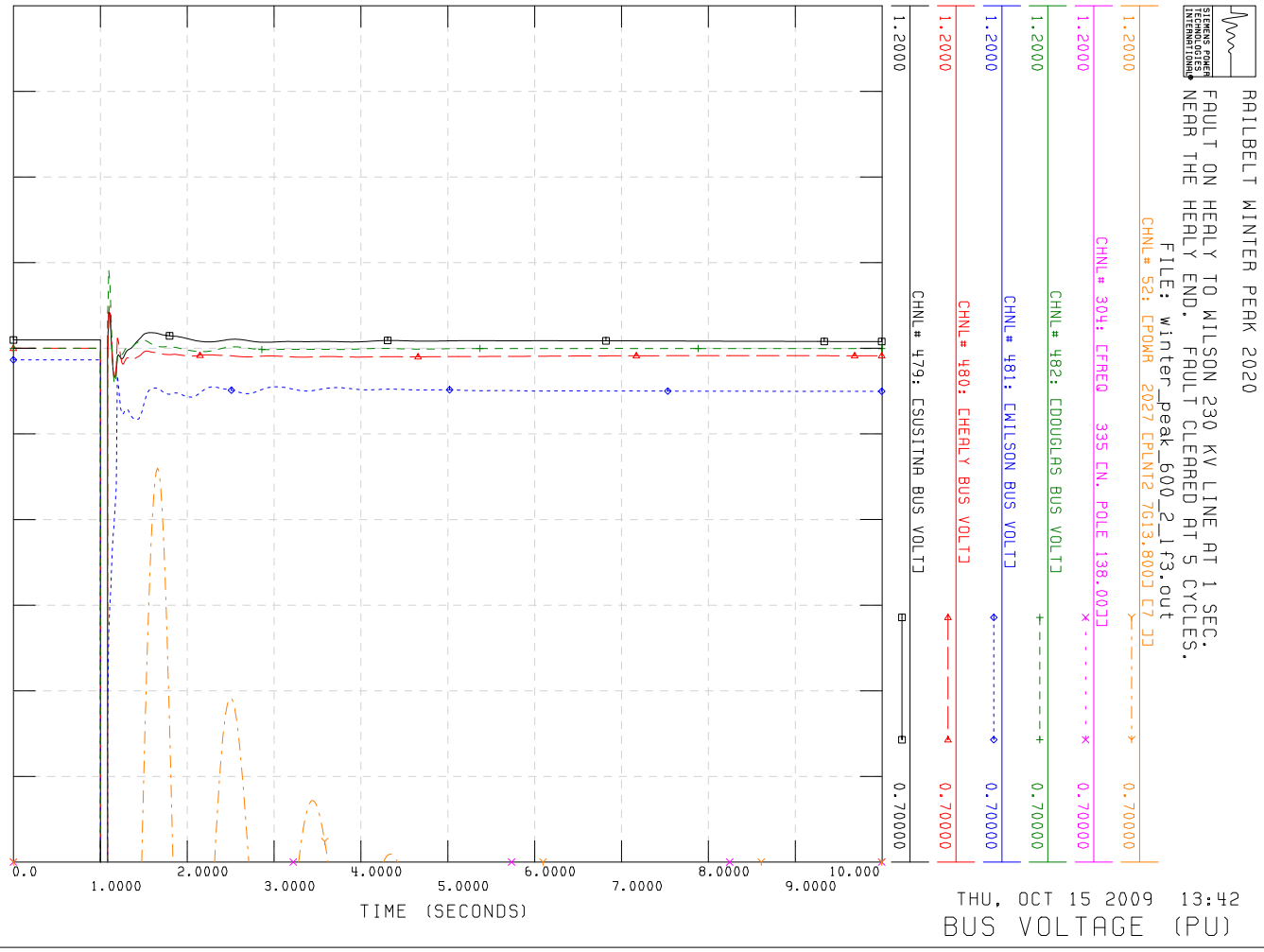
RAILBELT WINTER PEAK 2020
FAULT ON HEALY TO WILSON 230 KV LINE AT 1 SEC.
NEAR THE HEALY END. FAULT CLEARED AT 5 CYCLES.
FILE: winter_peak_600_2_lf3.out
CHNL# 52: CPOWR 2027 CPLNT2 7613.800J C7 JJ
CHNL# 304: CFREQ 335 CN. POLE 138.00JJ
CHNL# 482: CDOUGLAS BUS VOLTJ
CHNL# 481: CWILSON BUS VOLTJ
CHNL# 480: CHEALY BUS VOLTJ
CHNL# 479: CSUSITNA BUS VOLTJ
1.2000
0.70000
0.0
1.0000
2.0000
3.0000
4.0000
5.0000
6.0000
7.0000
8.0000
9.0000
10.000
TIME (SECONDS)
THU, OCT 15 2009 13:42
BUS VOLTAGE (PU)

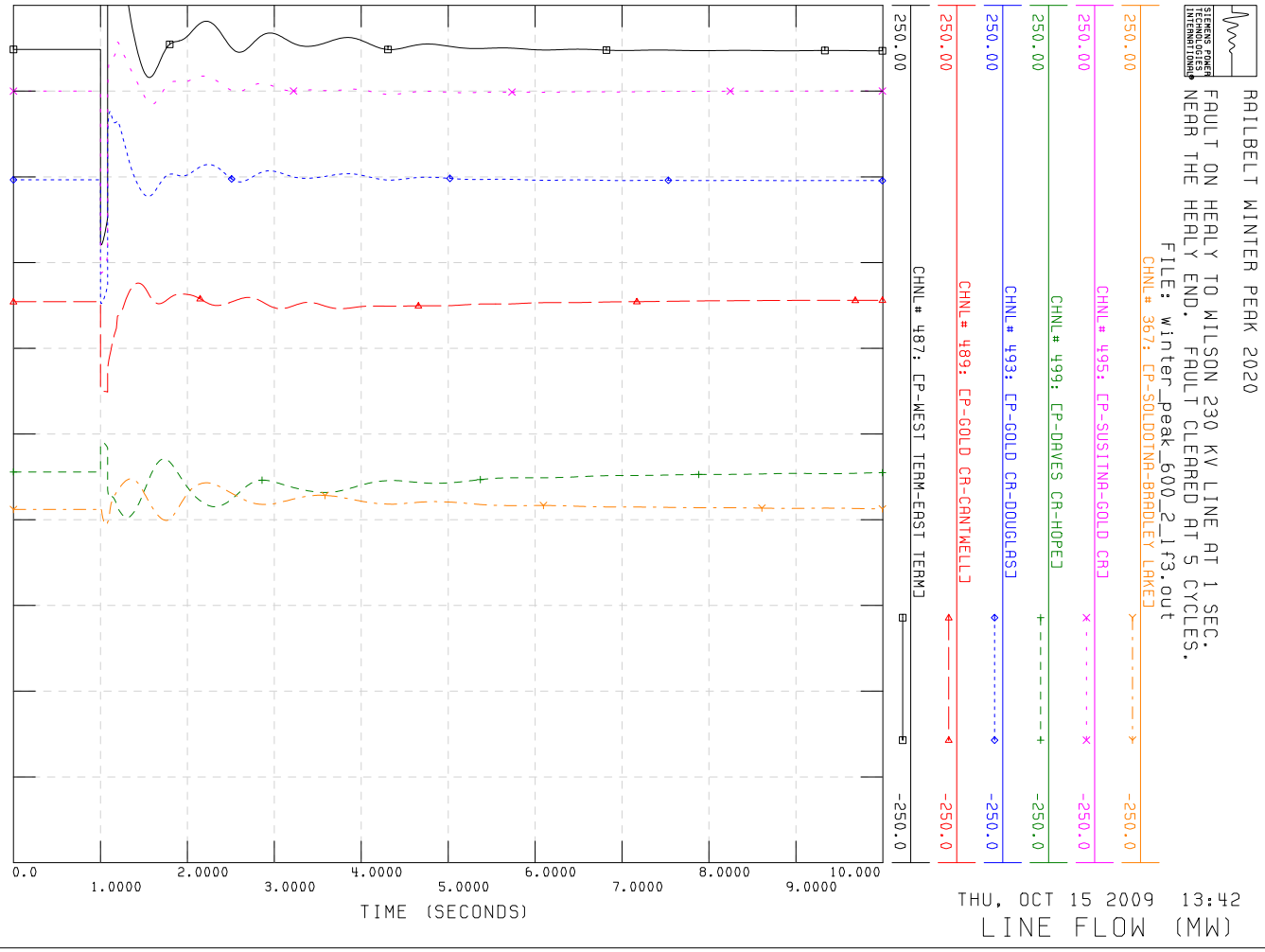
RAILBELT WINTER PEAK 2020
FAULT ON HEALY TO WILSON 230 KV LINE AT 1 SEC.
NEAR THE HEALY END. FAULT CLEARED AT 5 CYCLES.
FILE: winter_peak_600_2_lf3.out
CHNL# 367: EP-SOLDOTNA-BRADLEY LAKE
CHNL# 495: EP-SUSITNA-GOLD CRK
CHNL# 499: EP-DAVES CR-HOPE
CHNL# 493: EP-GOLD CR-DOUGLAS
CHNL# 489: EP-GOLD CR-CANTWELL
CHNL# 487: EP-WEST TERM-EAST TERM
250.00
-250.0
TIME (SECONDS)
0.0
1.0000
2.0000
3.0000
4.0000
5.0000
6.0000
7.0000
8.0000
9.0000
10.000
THU, OCT 15 2009 13:42
LINE FLOW (MW)

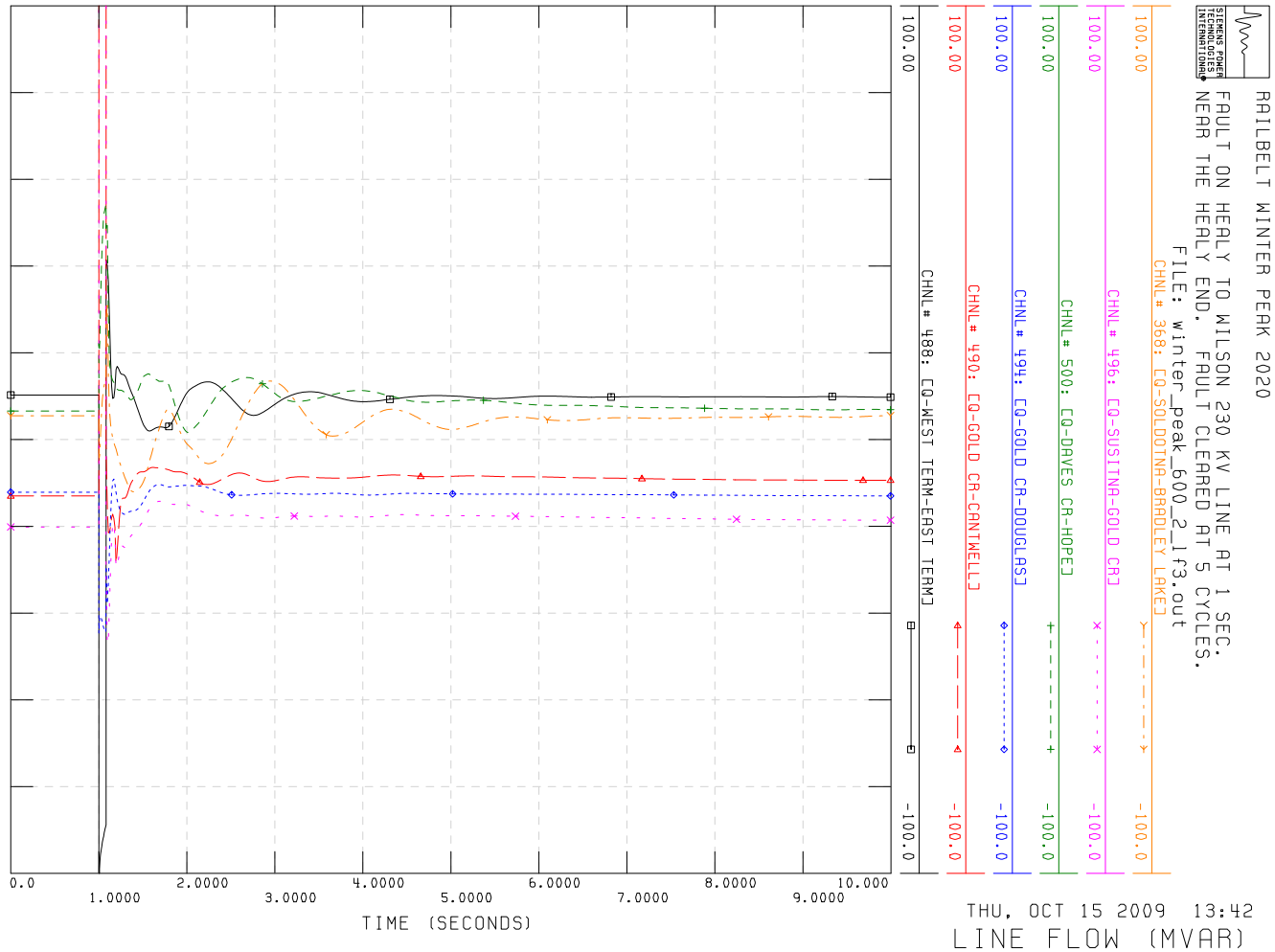
RAILBELT WINTER PEAK 2020
FAULT ON HEALY TO WILSON 230 KV LINE AT 1 SEC.
NEAR THE HEALY END. FAULT CLEARED AT 5 CYCLES.
FILE: winter_peak_600_2_lf3.out
CHNL# 368: EQ-SOLDOTNA-BRADLEY LAKE
CHNL# 496: EQ-SUSITNA-GOLD CRK
CHNL# 500: EQ-DAVES CR-HOPE
CHNL# 494: EQ-GOLD CR-DOUGLAS
CHNL# 490: EQ-GOLD CR-CANTWELL
CHNL# 488: EQ-WEST TERM-EAST TERM
100.00
-100.0
TIME (SECONDS)
0.0
1.0000
2.0000
3.0000
4.0000
5.0000
6.0000
7.0000
8.0000
9.0000
10.000
THU, OCT 15 2009 13:42
LINE FLOW (MVAR)

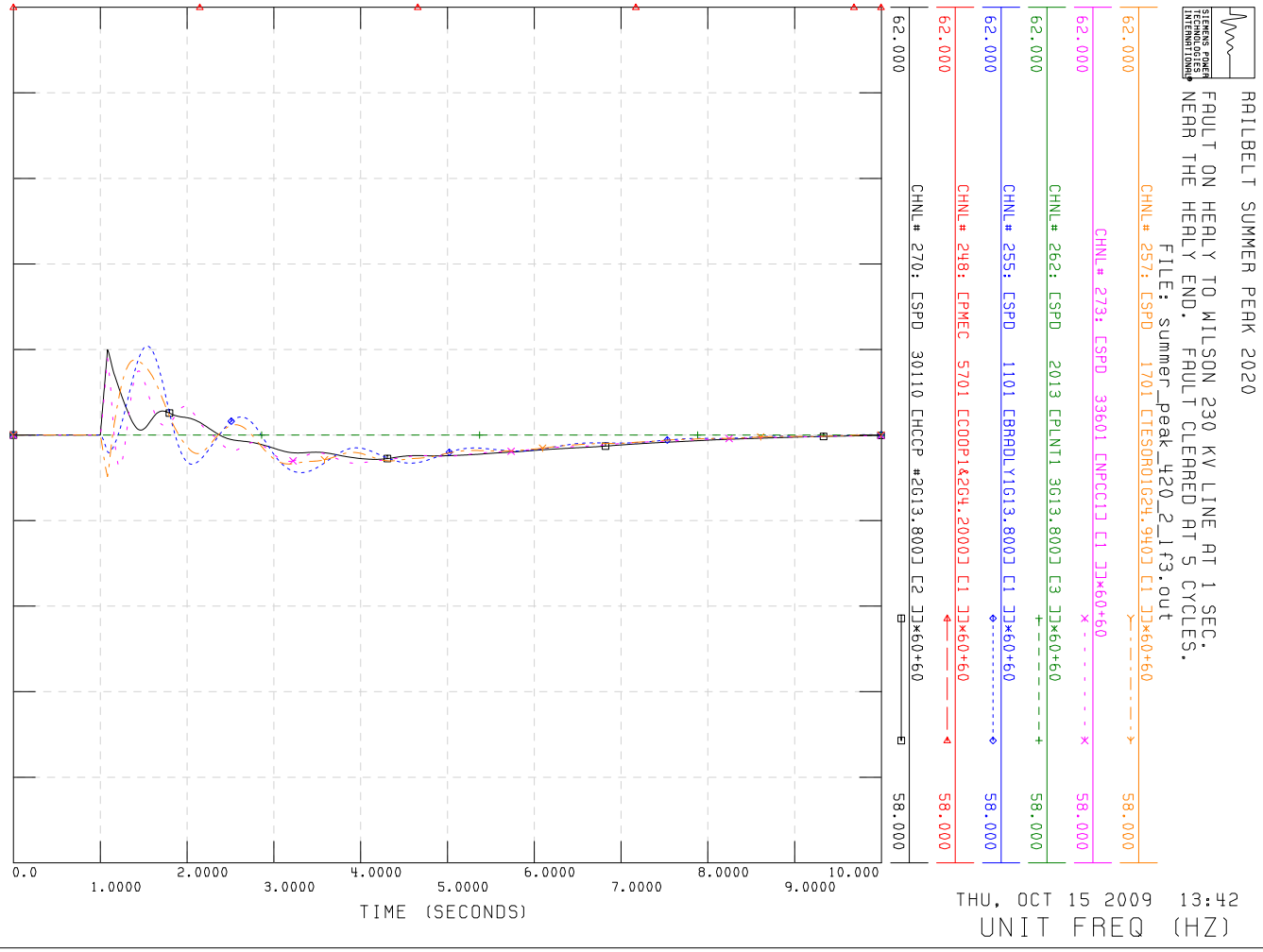
RAILBELT SUMMER PEAK 2020
FAULT ON HEALY TO WILSON 230 KV LINE AT 1 SEC.
NEAR THE HEALY END. FAULT CLEARED AT 5 CYCLES.
FILE: summer_peak_420_2_lf3.out
CHNL# 257: CSPD 1701 CTESOR01G24.9403 C1 JJ×60+60
CHNL# 273: CSPD 33601 CNPCC13 C1 JJ×60+60
CHNL# 262: CSPD 2013 CPLNT1 3G13.800J C3 JJ×60+60
CHNL# 255: CSPD 1101 CBRADLY1G13.800J C1 JJ×60+60
CHNL# 248: CPMEC 5701 CCOOP1&2G4.2000J C1 JJ×60+60
CHNL# 270: CSPD 30110 CHCCP #2G13.800J C2 JJ×60+60
62.000
58.000
0.0
1.0000
2.0000
3.0000
4.0000
5.0000
6.0000
7.0000
8.0000
9.0000
10.000
TIME (SECONDS)
THU, OCT 15 2009 13:42
UNIT FREQ (HZ)

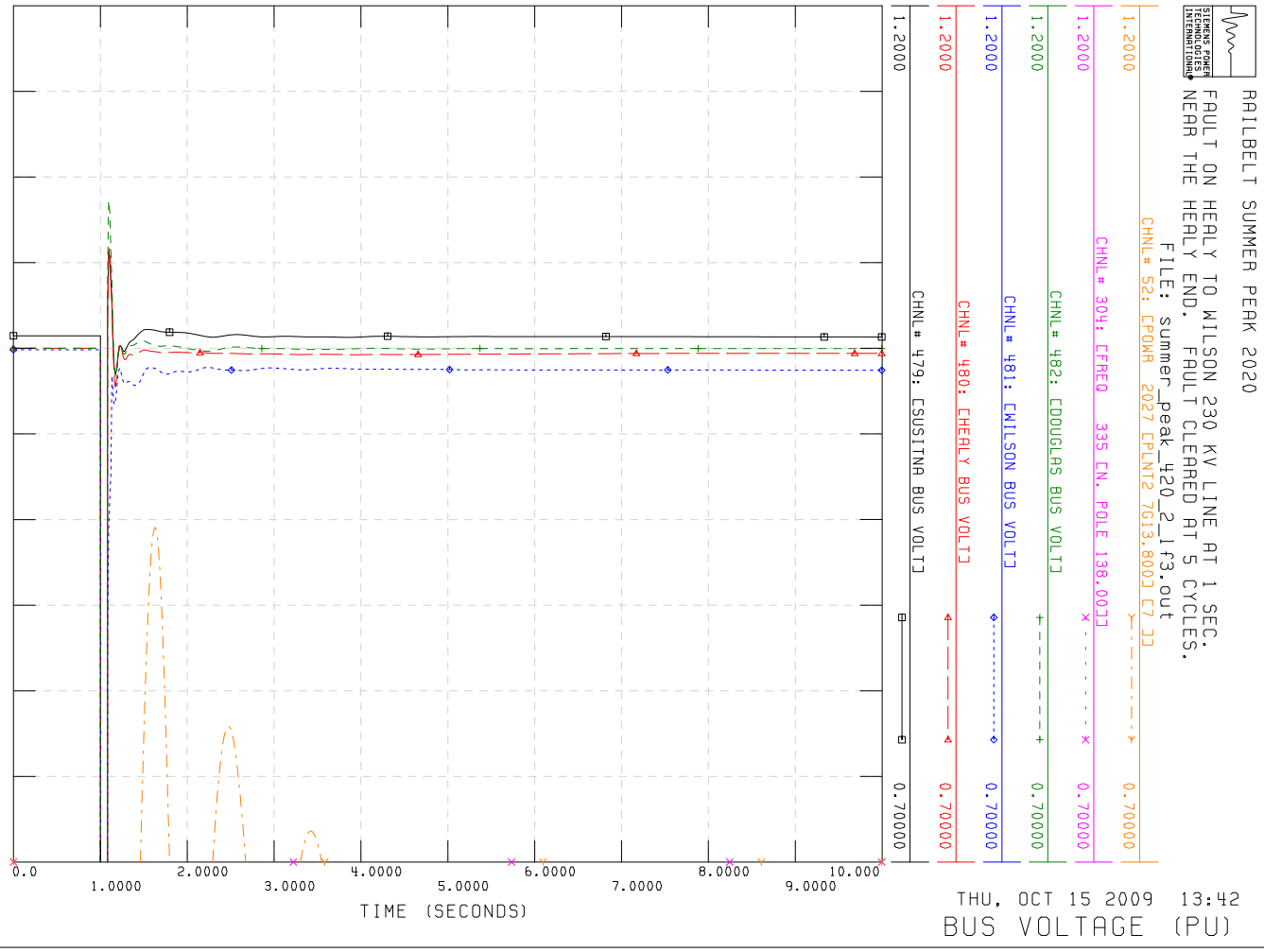
RAILBELT SUMMER PEAK 2020
FAULT ON HEALY TO WILSON 230 KV LINE AT 1 SEC.
NEAR THE HEALY END. FAULT CLEARED AT 5 CYCLES.
FILE: summer_peak_420_2_lf3.out
CHNL# 52: CPOWR 2027 CPLNT2 7613.800J C7 JJ
CHNL# 304: CFREQ 335 CN. POLE 138.00JJ
CHNL# 482: CDOUGLAS BUS VOLTJ
CHNL# 481: CWILSON BUS VOLTJ
CHNL# 460: CHEALY BUS VOLTJ
CHNL# 479: CSUSITNA BUS VOLTJ
1.2000
0.70000
0.0
1.0000
2.0000
3.0000
4.0000
5.0000
6.0000
7.0000
8.0000
9.0000
10.000
TIME (SECONDS)
THU, OCT 15 2009 13:42
BUS VOLTAGE (PU)

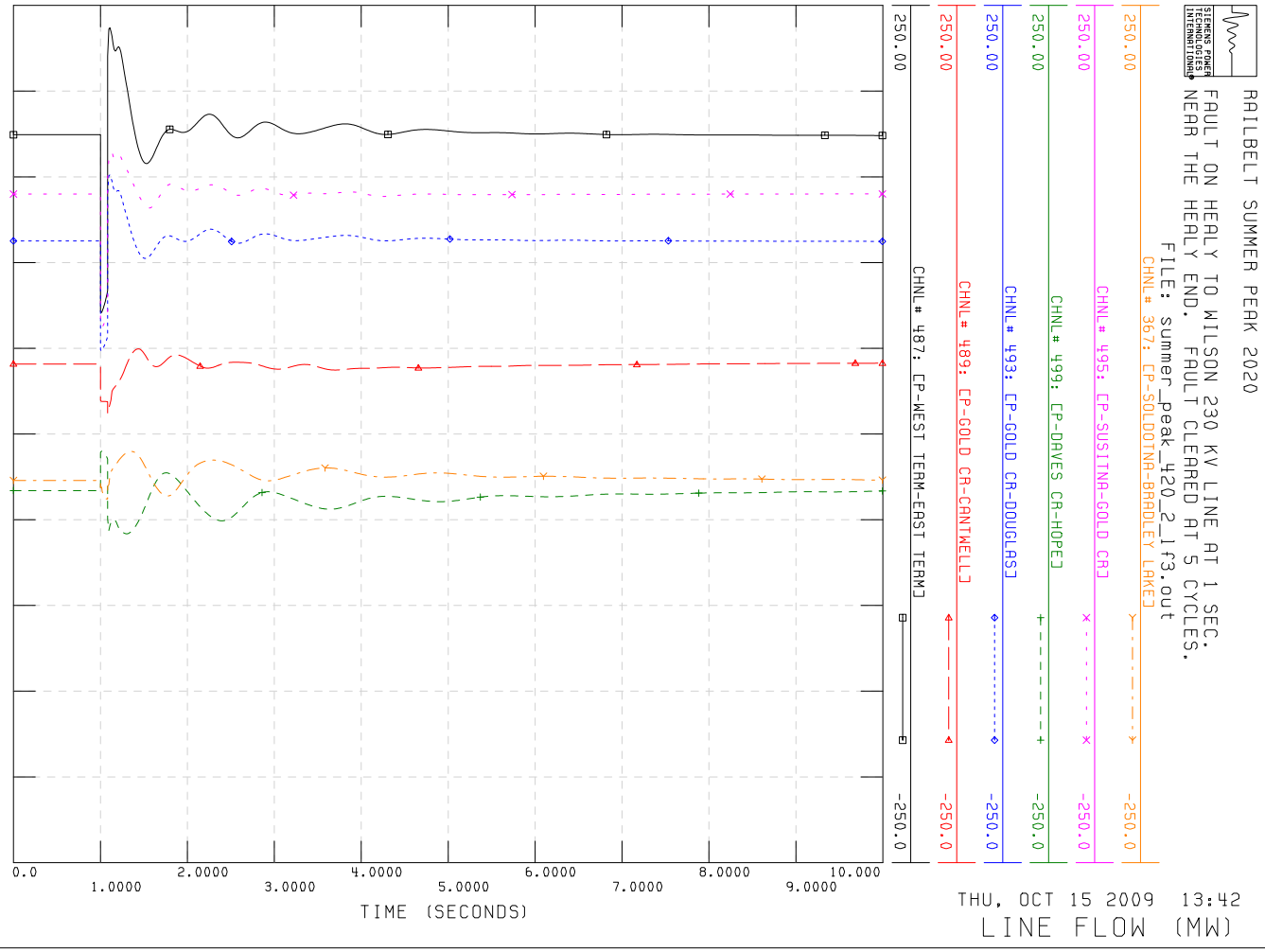
RAILBELT SUMMER PEAK 2020
FAULT ON HEALY TO WILSON 230 KV LINE AT 1 SEC.
NEAR THE HEALY END. FAULT CLEARED AT 5 CYCLES.
FILE: summer_peak_420_2_lf3.out
CHNL# 367: CP-SOLDOTNA-BRADLEY LAKE
CHNL# 495: CP-SUSITNA-GOLD CR
CHNL# 499: CP-DAVES CR-HOPE
CHNL# 493: CP-GOLD CR-DOUGLAS
CHNL# 489: CP-GOLD CR-CANTWELL
CHNL# 487: CP-WEST TERM-EAST TERM
250.00
-250.0
TIME (SECONDS)
0.0
1.0000
2.0000
3.0000
4.0000
5.0000
6.0000
7.0000
8.0000
9.0000
10.000
THU, OCT 15 2009 13:42
LINE FLOW (MW)

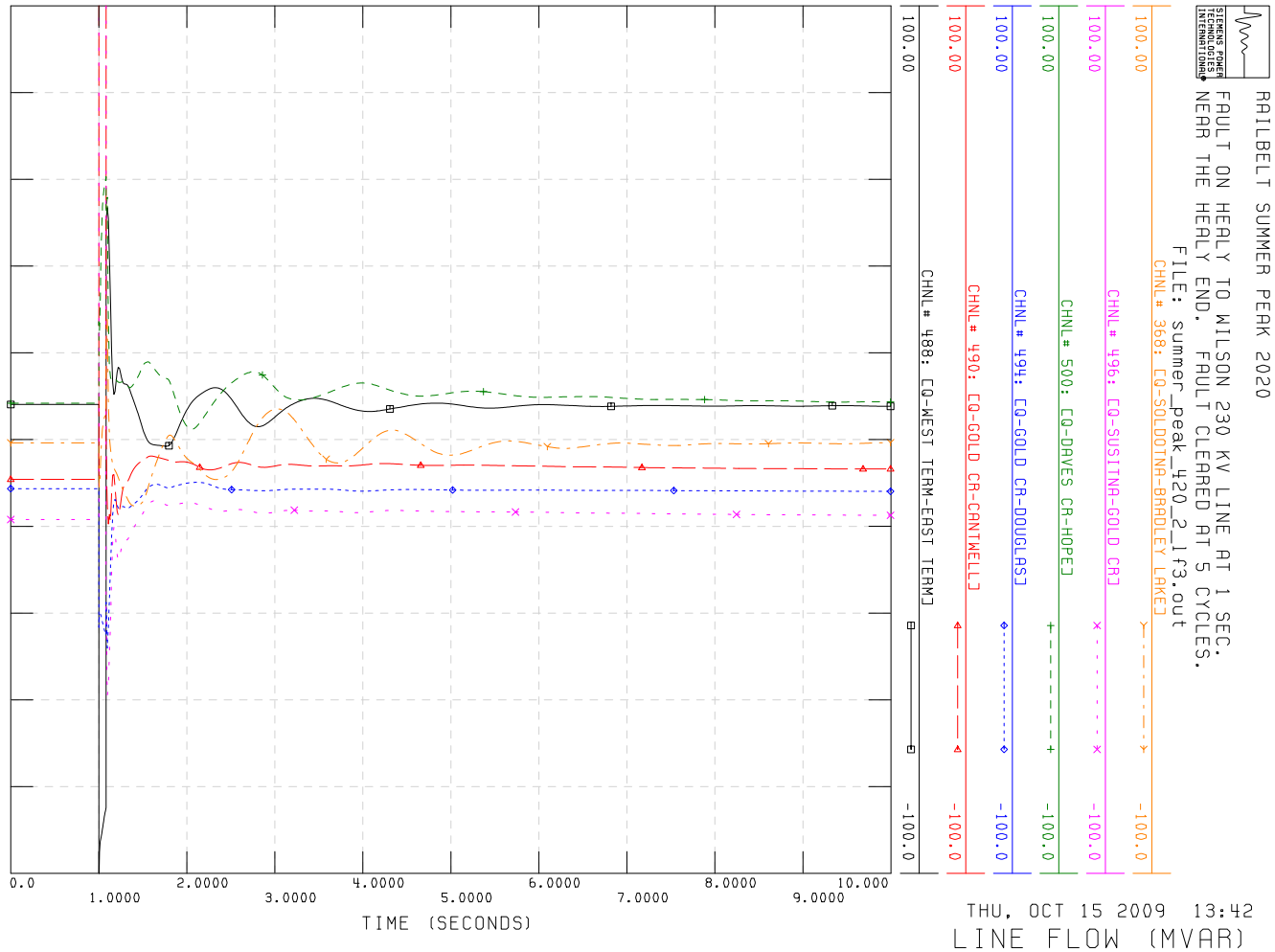
RAILBELT SUMMER PEAK 2020
FAULT ON HEALY TO WILSON 230 KV LINE AT 1 SEC.
NEAR THE HEALY END. FAULT CLEARED AT 5 CYCLES.
FILE: summer_peak_420_2_lf3.out
CHNL# 368: CQ-SOLDOTNA-BRADLEY LAKE
CHNL# 496: CQ-SUSITNA-GOLD CR
CHNL# 500: CQ-DAVES CR-HOPE
CHNL# 494: CQ-GOLD CR-DOUGLAS
CHNL# 490: CQ-GOLD CR-CANTWELL
CHNL# 488: CQ-WEST TERM-EAST TERM
100.00
-100.0
TIME (SECONDS)
0.0
1.0000
2.0000
3.0000
4.0000
5.0000
6.0000
7.0000
8.0000
9.0000
10.000
THU, OCT 15 2009 13:42
LINE FLOW (MVAR)

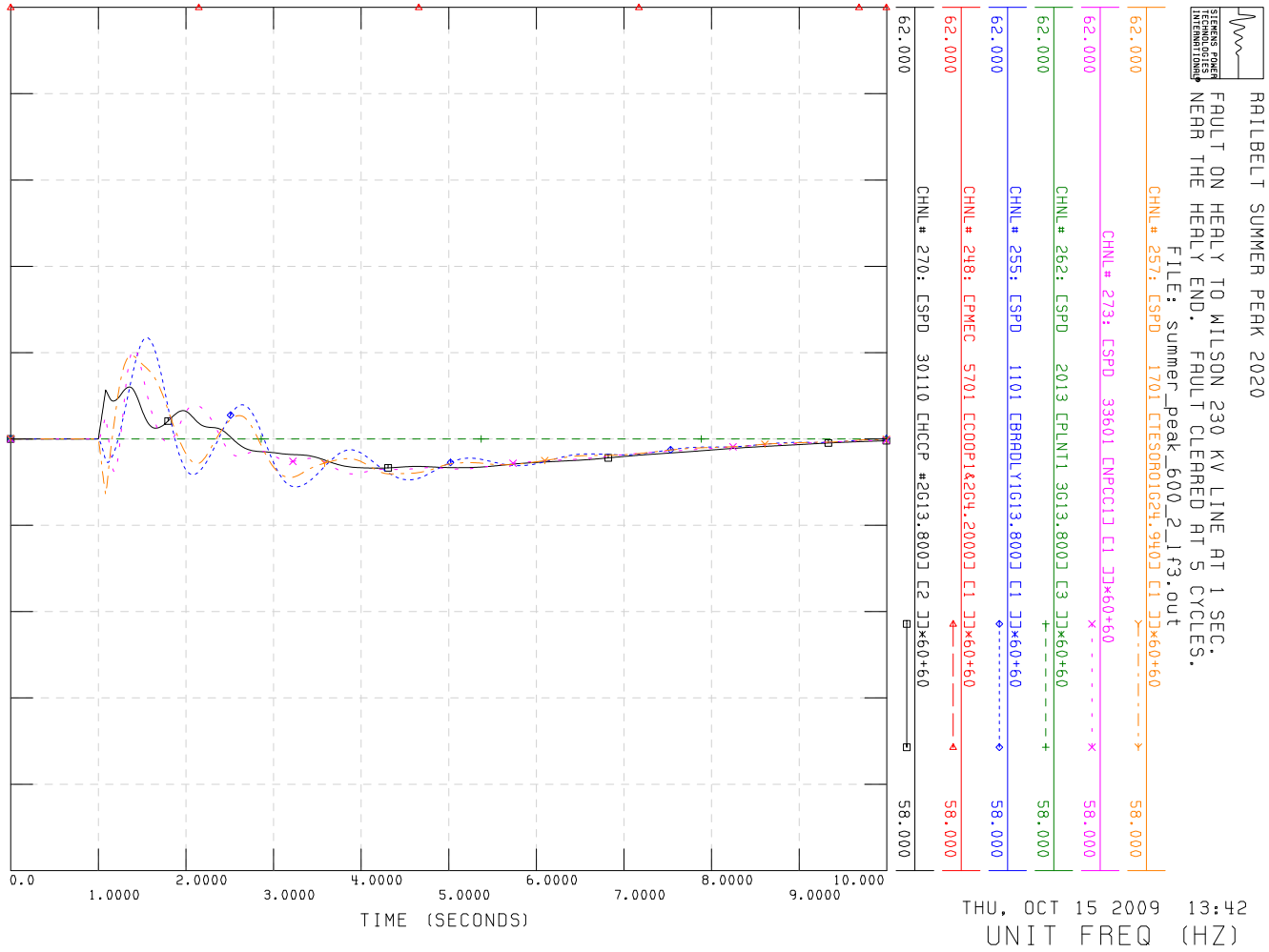
RAILBELT SUMMER PEAK 2020
FAULT ON HEALY TO WILSON 230 KV LINE AT 1 SEC.
NEAR THE HEALY END. FAULT CLEARED AT 5 CYCLES.
FILE: summer_peak_600_2_lf3.out
CHNL# 257: CSPD 1701 CTESOR01G24.9400 C1 JJ×60+60
CHNL# 273: CSPD 33601 CNPCC1J C1 JJ×60+60
CHNL# 262: CSPD 2013 CPLNT1 3G13.800J C3 JJ×60+60
CHNL# 255: CSPD 1101 CBRADLY1G13.800J C1 JJ×60+60
CHNL# 248: CPMEC 5701 CCOOPI&2G4.2000J C1 JJ×60+60
CHNL# 270: CSPD 30110 CHCCP #2G13.800J C2 JJ×60+60
62.000
58.000
0.0
1.0000
2.0000
3.0000
4.0000
5.0000
6.0000
7.0000
8.0000
9.0000
10.000
TIME (SECONDS)
THU, OCT 15 2009 13:42
UNIT FREQ (HZ)

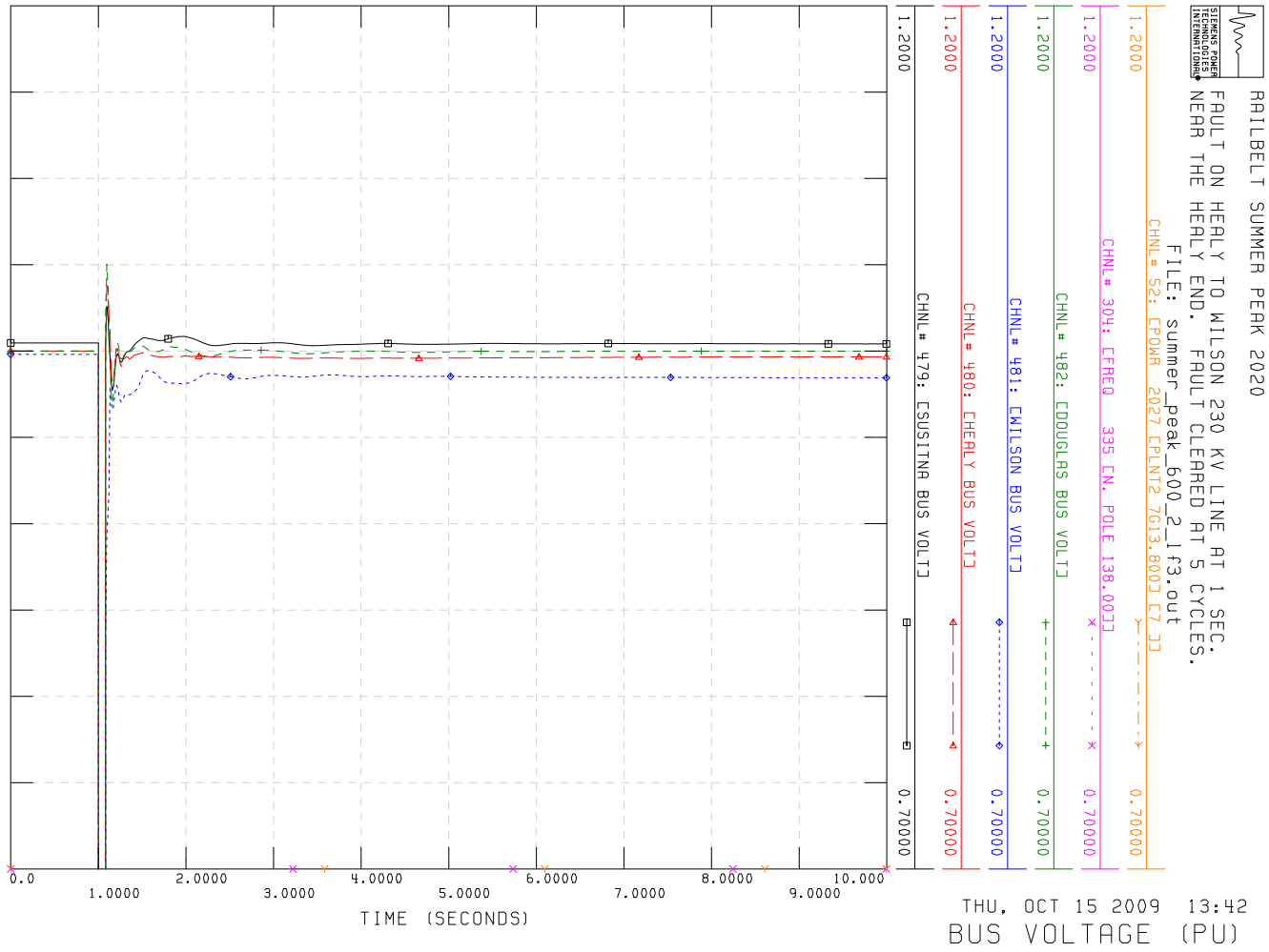
RAILBELT SUMMER PEAK 2020
FAULT ON HEALY TO WILSON 230 KV LINE AT 1 SEC.
NEAR THE HEALY END. FAULT CLEARED AT 5 CYCLES.
FILE: summer_peak_600_2_lf3.out
CHNL# 52: CPOWR 2027 CPLNT2 7613.800J C7 JJ
CHNL# 304: CFREQ 335 CN. POLE 138.00JJ
CHNL# 482: CDOUGLAS BUS VOLTJ
CHNL# 481: CWILSON BUS VOLTJ
CHNL# 460: CHEALY BUS VOLTJ
CHNL# 479: CSUSITNA BUS VOLTJ
1.2000
0.70000
0.0
1.0000
2.0000
3.0000
4.0000
5.0000
6.0000
7.0000
8.0000
9.0000
10.000
TIME (SECONDS)
THU, OCT 15 2009 13:42
BUS VOLTAGE (PU)

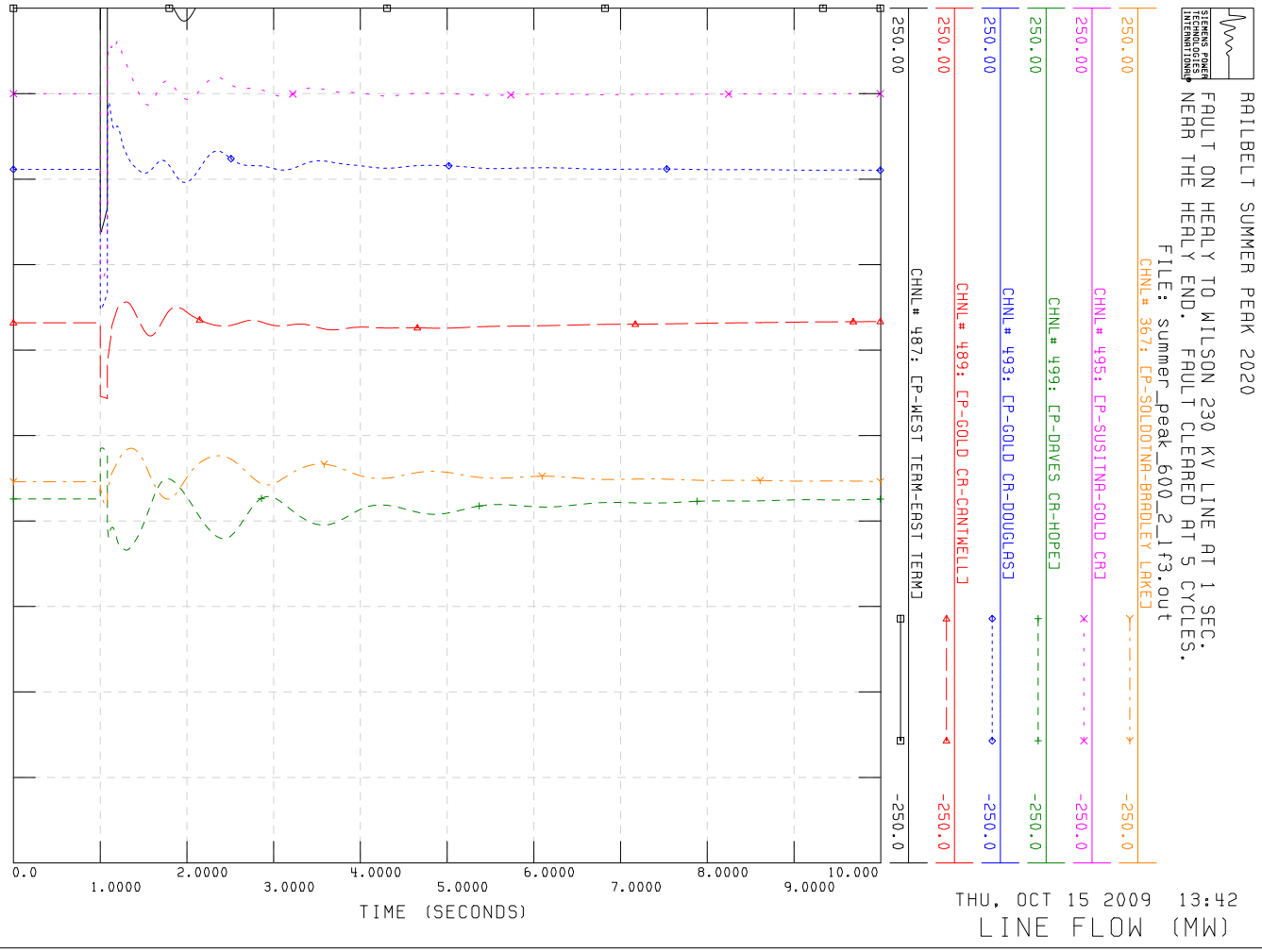
RAILBELT SUMMER PEAK 2020
FAULT ON HEALY TO WILSON 230 KV LINE AT 1 SEC.
NEAR THE HEALY END. FAULT CLEARED AT 5 CYCLES.
FILE: summer_peak_600_2_lf3.out
CHNL# 367: EP-SOLDOTNA-BRADLEY LAKE
CHNL# 495: EP-SUSITNA-GOLD CR
CHNL# 499: EP-DAVES CR-HOPE
CHNL# 493: EP-GOLD CR-DOUGLAS
CHNL# 489: EP-GOLD CR-CANTWELL
CHNL# 487: EP-WEST TERM-EAST TERM
250.00
-250.0
TIME (SECONDS)
0.0
1.0000
2.0000
3.0000
4.0000
5.0000
6.0000
7.0000
8.0000
9.0000
10.000
THU, OCT 15 2009 13:42
LINE FLOW (MW)

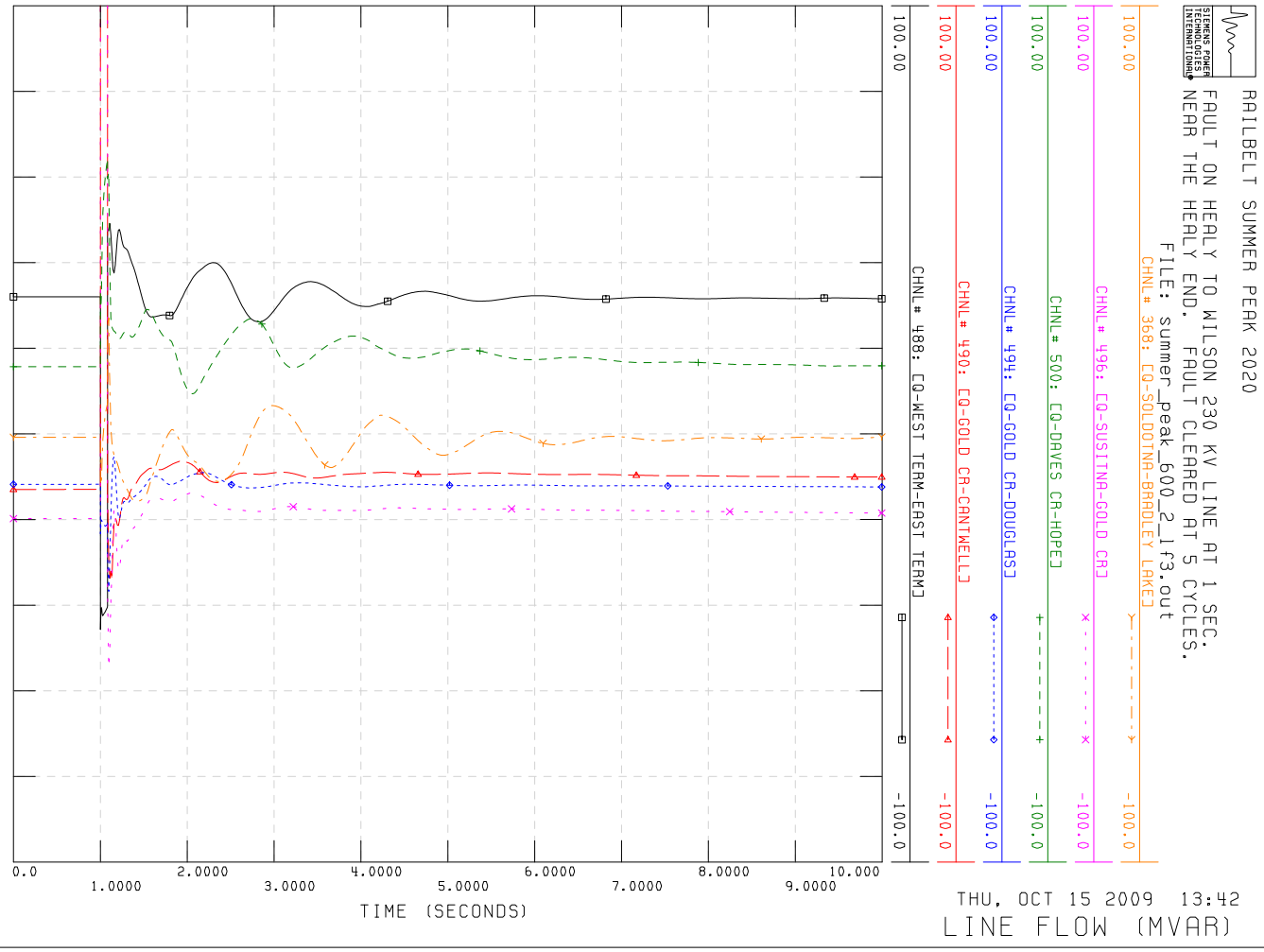
RAILBELT SUMMER PEAK 2020
FAULT ON HEALY TO WILSON 230 KV LINE AT 1 SEC.
NEAR THE HEALY END. FAULT CLEARED AT 5 CYCLES.
FILE: summer_peak_600_2_lf3.out
CHNL# 368: CQ-SOLDOTNA-BRADLEY LAKE
CHNL# 496: CQ-SUSITNA-GOLD CR
CHNL# 500: CQ-DAVES CR-HOPE
CHNL# 494: CQ-GOLD CR-DOUGLAS
CHNL# 490: CQ-GOLD CR-CANTWELL
CHNL# 488: CQ-WEST TERM-EAST TERM
100.00
-100.0
TIME (SECONDS)
0.0
1.0000
2.0000
3.0000
4.0000
5.0000
6.0000
7.0000
8.0000
9.0000
10.000
THU, OCT 15 2009 13:42
LINE FLOW (MVAR)

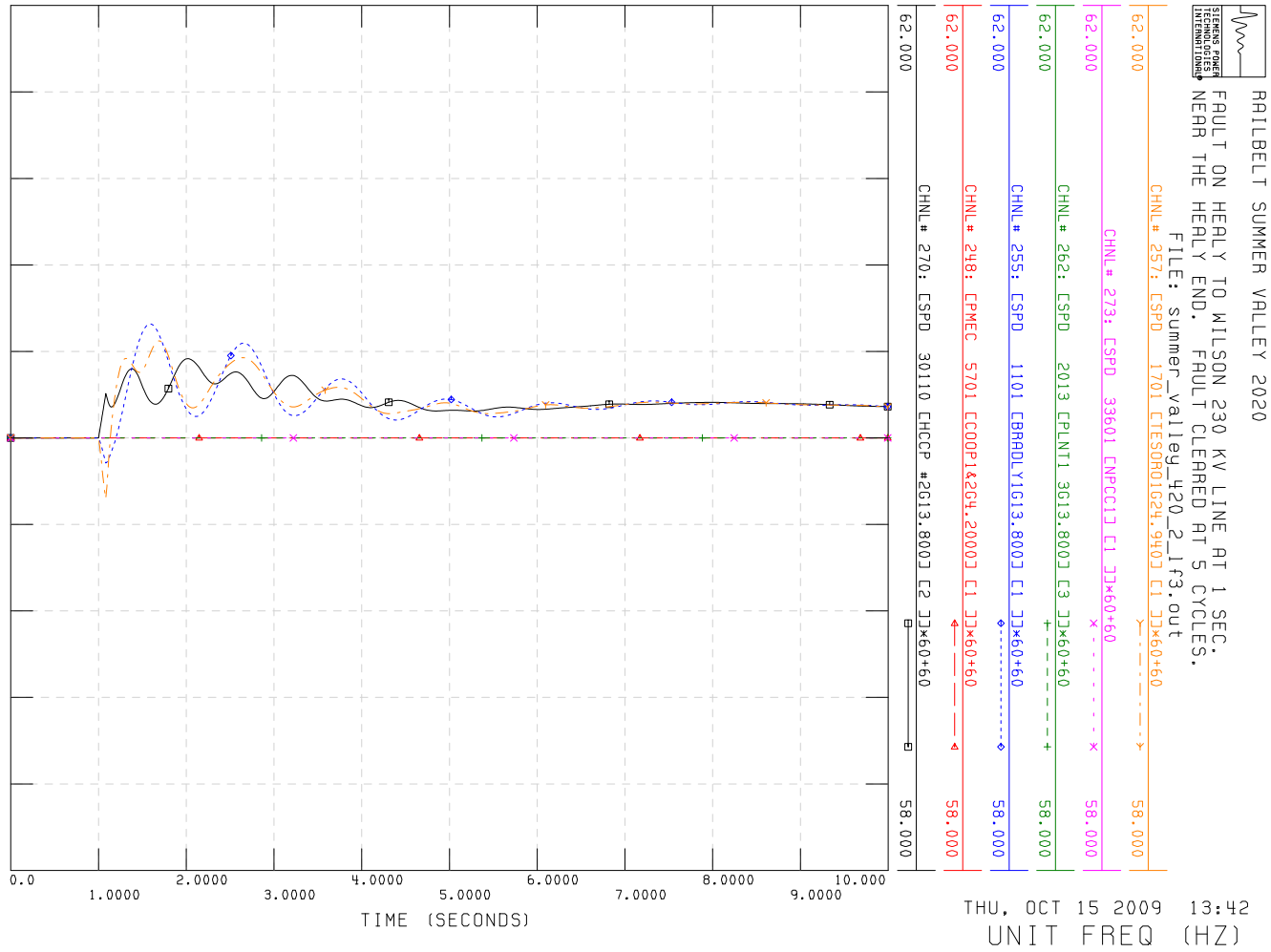
RAILBELT SUMMER VALLEY 2020
FAULT ON HEALY TO WILSON 230 KV LINE AT 1 SEC.
NEAR THE HEALY END. FAULT CLEARED AT 5 CYCLES.
FILE: summer_valley_420_2_lf3.out
CHNL# 257: CSPD 1701 CTESORO1G24.9400 C1 JJ×60+60
62.000
58.000
CHNL# 273: CSPD 33601 CNPCC1J C1 JJ×60+60
62.000
58.000
CHNL# 262: CSPD 2013 CPLNT1 3G13.8000 C3 JJ×60+60
62.000
58.000
CHNL# 255: CSPD 1101 CBRADLY1G13.8000 C1 JJ×60+60
62.000
58.000
CHNL# 248: CPMEC 5701 CCOOP1&2G4.2000 C1 JJ×60+60
62.000
58.000
CHNL# 270: CSPD 30110 CHCCP #2G13.8000 C2 JJ×60+60
62.000
58.000
0.0
1.0000
2.0000
3.0000
4.0000
5.0000
6.0000
7.0000
8.0000
9.0000
10.000
TIME (SECONDS)
THU, OCT 15 2009 13:42
UNIT FREQ (HZ)

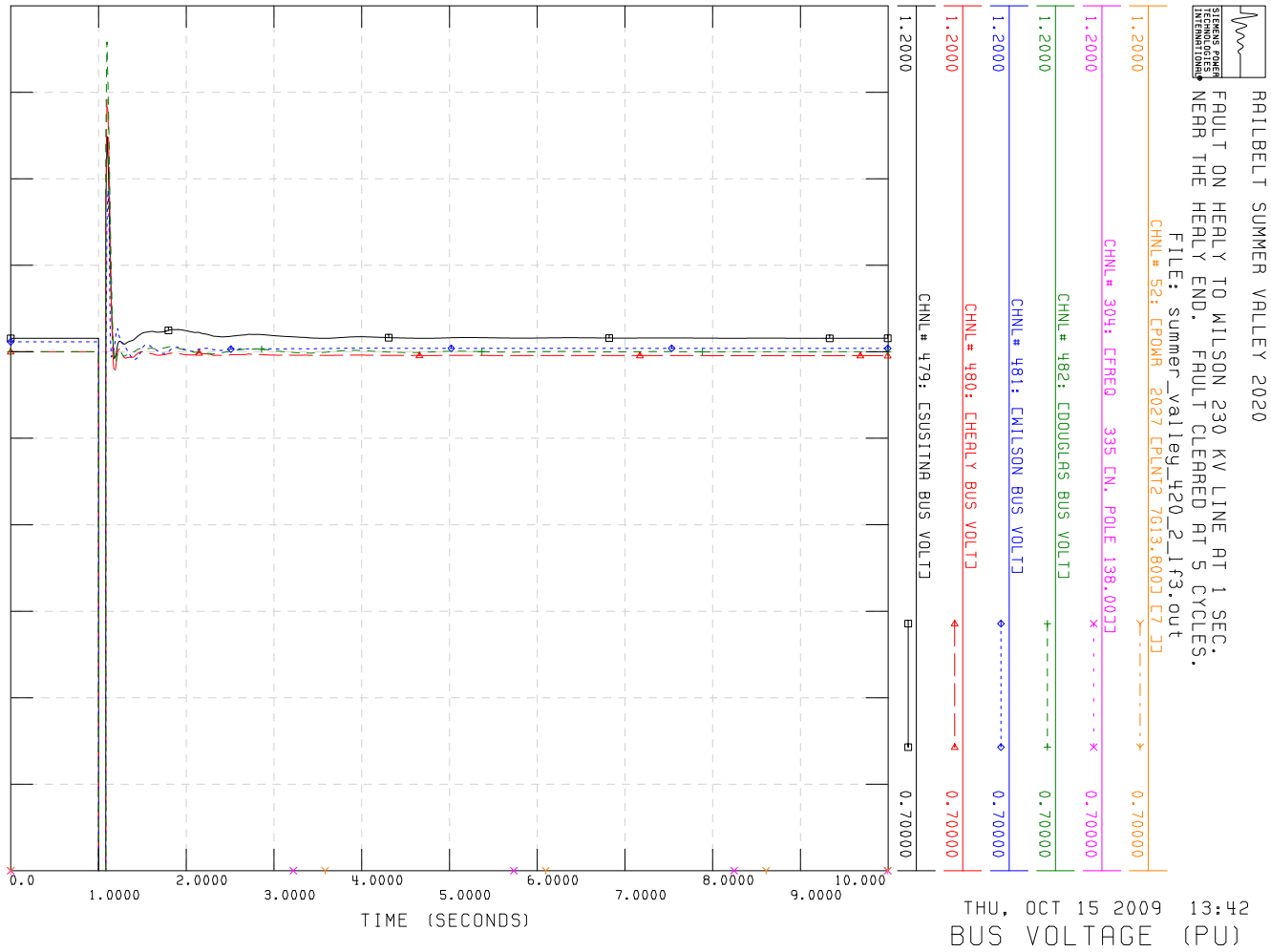
RAILBELT SUMMER VALLEY 2020
FAULT ON HEALY TO WILSON 230 KV LINE AT 1 SEC.
NEAR THE HEALY END. FAULT CLEARED AT 5 CYCLES.
FILE: summer_valley_420_2_lf3.out
CHNL# 52: CPOWR 2027 CPLNT2 7G13.8000 C7 JJ
1.2000
0.70000
CHNL# 304: CFREQ 335 CN. POLE 138.000
1.2000
0.70000
CHNL# 482: CDOUGLAS BUS VOLT
1.2000
0.70000
CHNL# 481: CWILSON BUS VOLT
1.2000
0.70000
CHNL# 480: CHEALY BUS VOLT
1.2000
0.70000
CHNL# 479: CSUSITNA BUS VOLT
1.2000
0.70000
0.0
1.0000
2.0000
3.0000
4.0000
5.0000
6.0000
7.0000
8.0000
9.0000
10.000
TIME (SECONDS)
THU, OCT 15 2009 13:42
BUS VOLTAGE (PU)

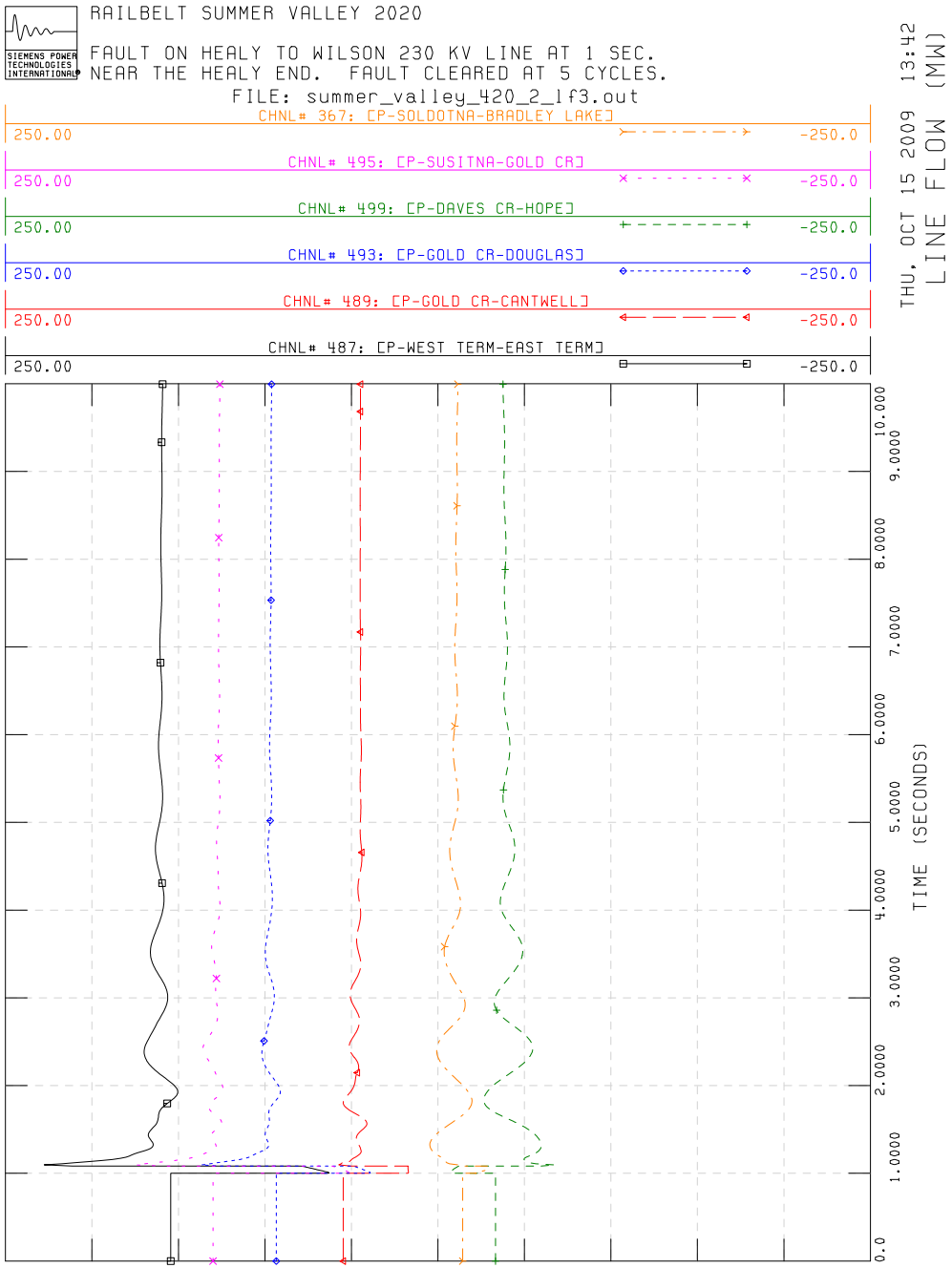
SIEMENS POWER TECHNOLOGIES INTERNATIONAL
RAILBELT SUMMER VALLEY 2020
FAULT ON HEALY TO WILSON 230 KV LINE AT 1 SEC.
NEAR THE HEALY END. FAULT CLEARED AT 5 CYCLES.
FILE: summer_valley_420_2_lf3.out
CHNL# 367: CP-SOLDOTNA-BRADLEY LAKE]
250.00
-250.0
CHNL# 495: CP-SUSITNA-GOLD CR]
250.00
-250.0
CHNL# 499: CP-DAVES CR-HOPE]
250.00
-250.0
CHNL# 493: CP-GOLD CR-DOUGLAS]
250.00
-250.0
CHNL# 489: CP-GOLD CR-CANTWELL]
250.00
-250.0
CHNL# 487: CP-WEST TERM-EAST TERM]
250.00
-250.0
THU, OCT 15 2009 13:42
LINE FLOW (MW)
0.0
1.0000
2.0000
3.0000
4.0000
5.0000
6.0000
7.0000
8.0000
9.0000
10.000
TIME (SECONDS)

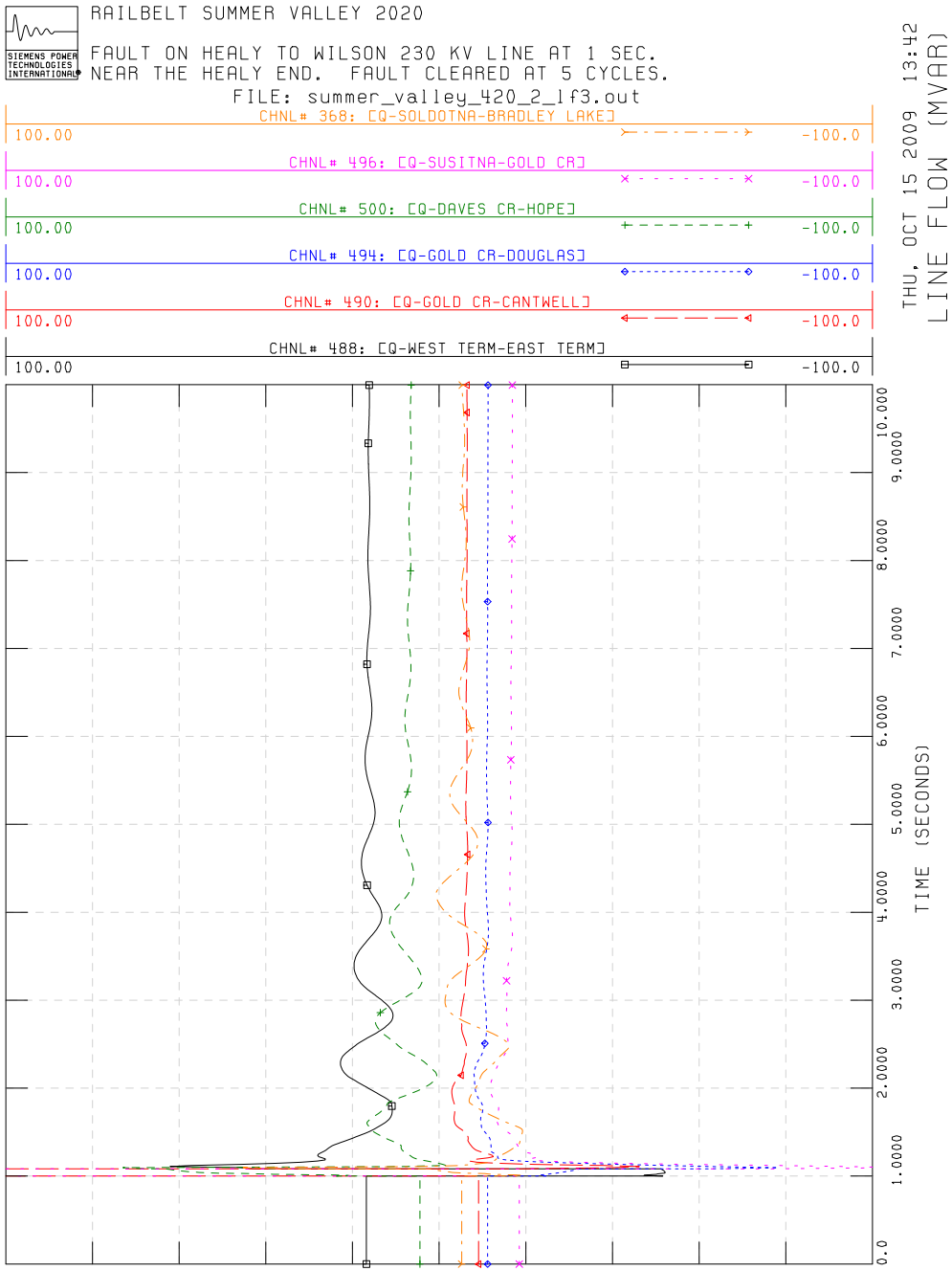
SIEMENS POWER TECHNOLOGIES INTERNATIONAL
RAILBELT SUMMER VALLEY 2020
FAULT ON HEALY TO WILSON 230 KV LINE AT 1 SEC.
NEAR THE HEALY END. FAULT CLEARED AT 5 CYCLES.
FILE: summer_valley_420_2_lf3.out
CHNL# 368: CQ-SOLDOTNA-BRADLEY LAKE]
100.00
-100.0
CHNL# 496: CQ-SUSITNA-GOLD CR]
100.00
-100.0
CHNL# 500: CQ-DAVES CR-HOPE]
100.00
-100.0
CHNL# 494: CQ-GOLD CR-DOUGLAS]
100.00
-100.0
CHNL# 490: CQ-GOLD CR-CANTWELL]
100.00
-100.0
CHNL# 488: CQ-WEST TERM-EAST TERM]
100.00
-100.0
THU, OCT 15 2009 13:42
LINE FLOW (MVAR)
0.0
1.0000
2.0000
3.0000
4.0000
5.0000
6.0000
7.0000
8.0000
9.0000
10.000
TIME (SECONDS)

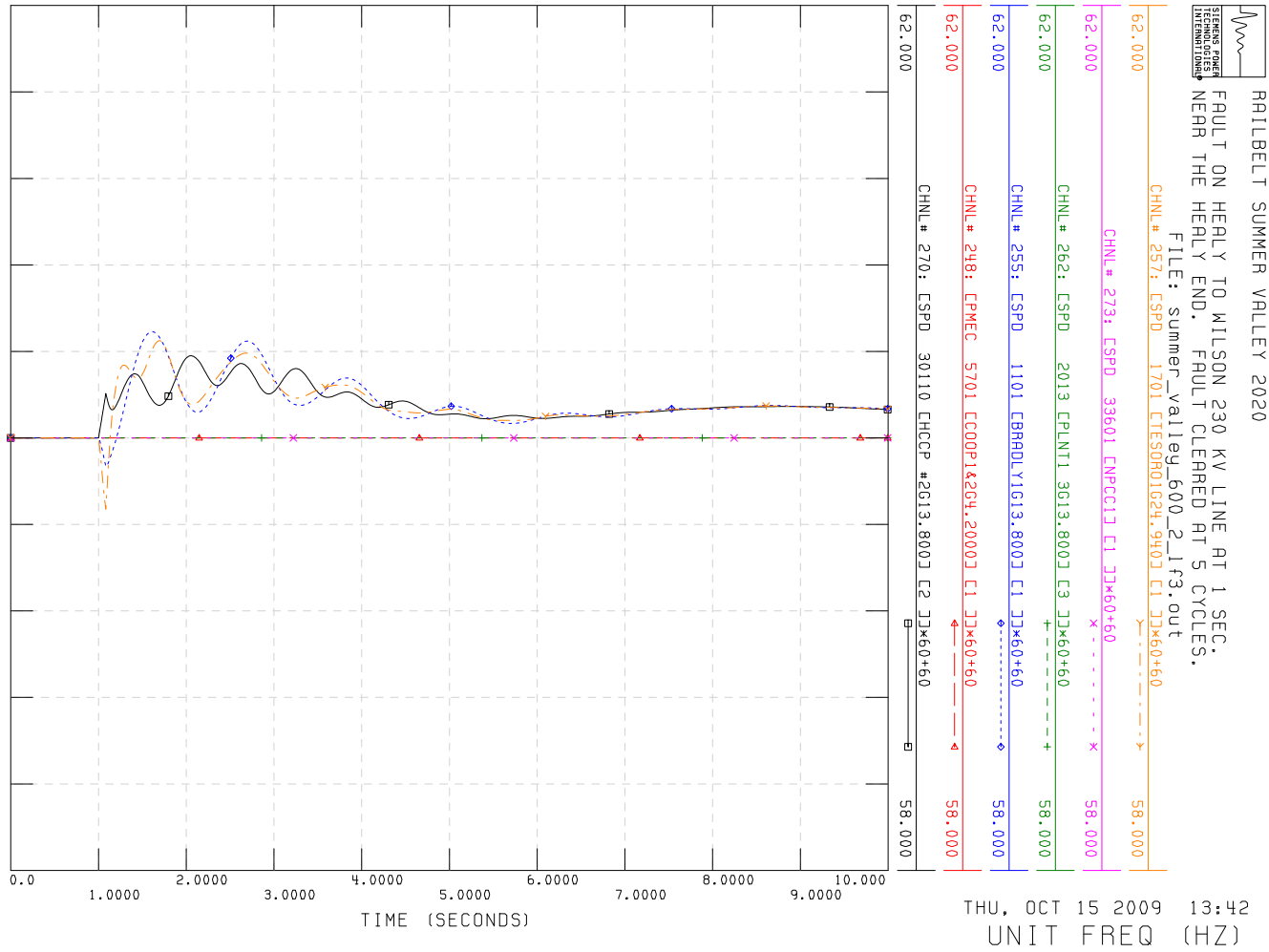
RAILBELT SUMMER VALLEY 2020
FAULT ON HEALY TO WILSON 230 KV LINE AT 1 SEC.
NEAR THE HEALY END. FAULT CLEARED AT 5 CYCLES.
FILE: summer_valley_600_2_lf3.out
CHNL# 257: CSPD 1701 CTESORO1G24.9400 C1 JJ×60+60
CHNL# 273: CSPD 33601 CNPCC1J C1 JJ×60+60
CHNL# 262: CSPD 2013 CPLNT1 3G13.8000 C3 JJ×60+60
CHNL# 255: CSPD 1101 CBRADLY1G13.8000 C1 JJ×60+60
CHNL# 248: CPMEC 5701 CCOOP1&2G4.2000 C1 JJ×60+60
CHNL# 270: CSPD 30110 CHCCP #2G13.8000 C2 JJ×60+60
62.000
58.000
0.0
1.0000
2.0000
3.0000
4.0000
5.0000
6.0000
7.0000
8.0000
9.0000
10.000
TIME (SECONDS)
THU, OCT 15 2009 13:42
UNIT FREQ (HZ)

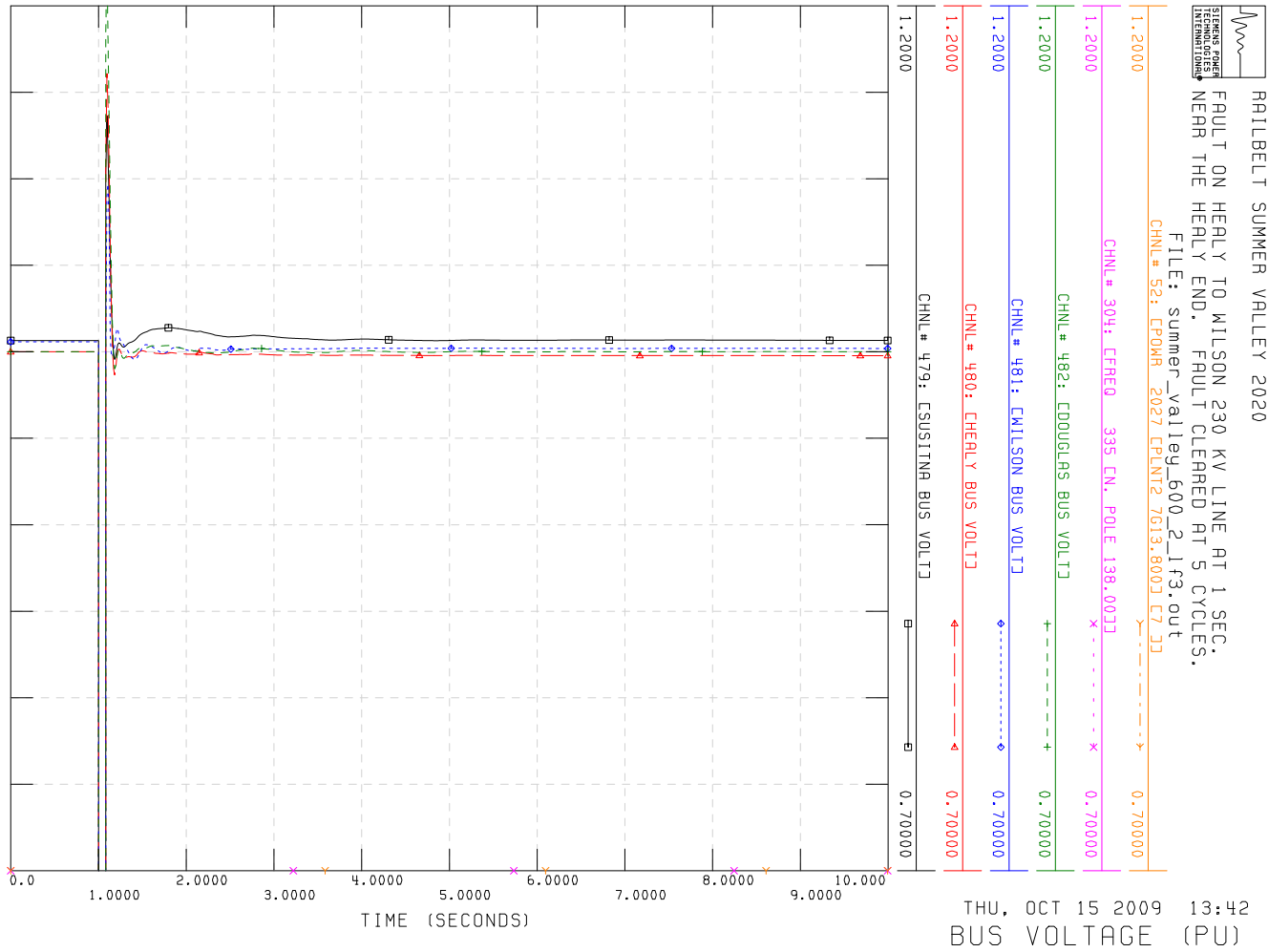
RAILBELT SUMMER VALLEY 2020
FAULT ON HEALY TO WILSON 230 KV LINE AT 1 SEC.
NEAR THE HEALY END. FAULT CLEARED AT 5 CYCLES.
FILE: summer_valley_600_2_lf3.out
CHNL# 52: CPOWR 2027 CPLNT2 7G13.8000 C7 JJ
CHNL# 304: CFREQ 335 CN. POLE 138.000
CHNL# 482: CDOUGLAS BUS VOLTJ
CHNL# 481: CWILSON BUS VOLTJ
CHNL# 480: CHEALY BUS VOLTJ
CHNL# 479: CSUSITNA BUS VOLTJ
1.2000
0.70000
0.0
1.0000
2.0000
3.0000
4.0000
5.0000
6.0000
7.0000
8.0000
9.0000
10.000
TIME (SECONDS)
THU, OCT 15 2009 13:42
BUS VOLTAGE (PU)

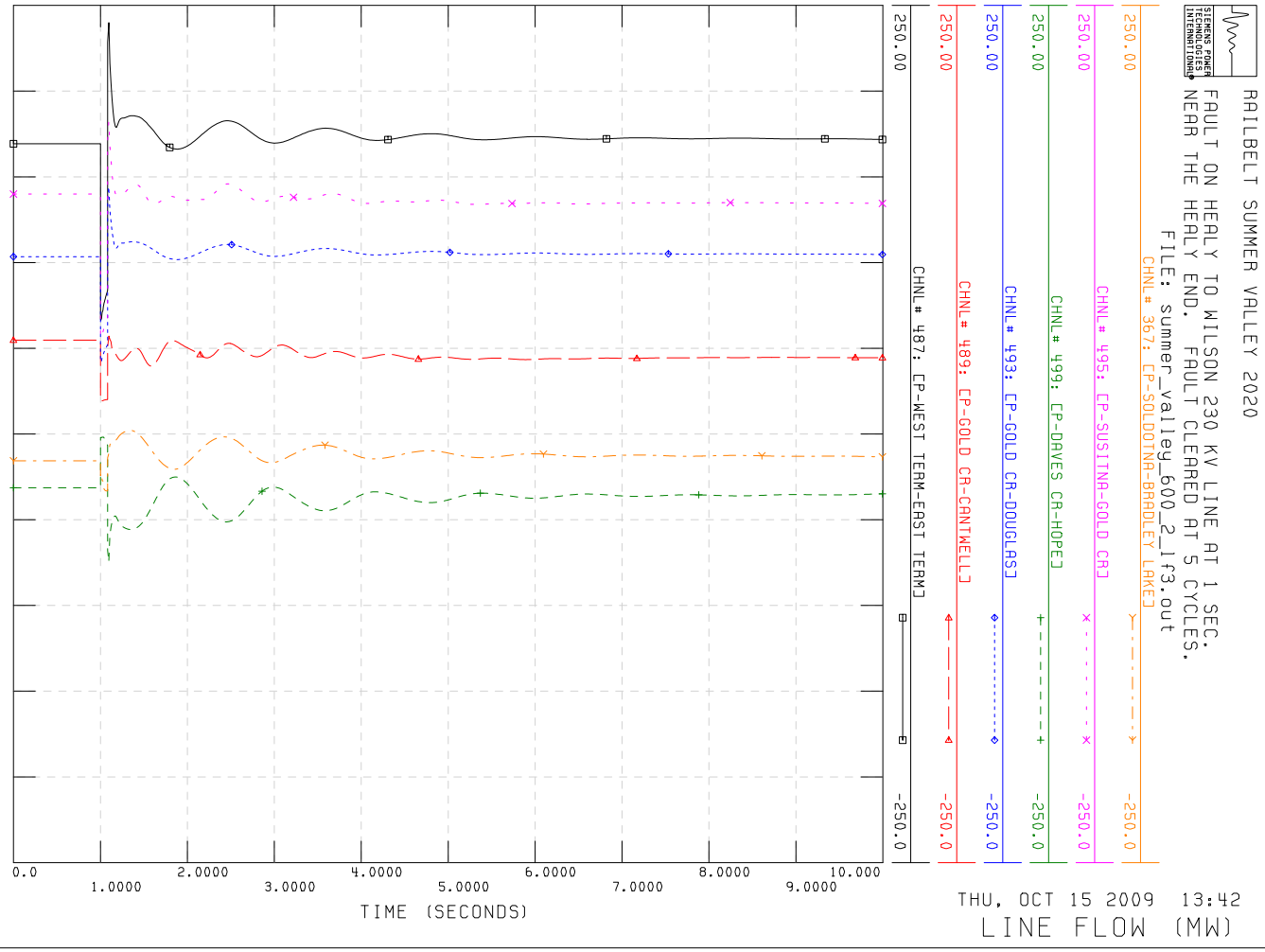
RAILBELT SUMMER VALLEY 2020
FAULT ON HEALY TO WILSON 230 KV LINE AT 1 SEC.
NEAR THE HEALY END. FAULT CLEARED AT 5 CYCLES.
FILE: summer_valley_600_2_lf3.out
CHNL# 367: CP-SOLDOTNA-BRADLEY LAKE
CHNL# 495: CP-SUSITNA-GOLD CR
CHNL# 499: CP-DAVES CR-HOPE
CHNL# 493: CP-GOLD CR-DOUGLAS
CHNL# 489: CP-GOLD CR-CANTWELL
CHNL# 487: CP-WEST TERM-EAST TERM
250.00
-250.0
TIME (SECONDS)
0.0
1.0000
2.0000
3.0000
4.0000
5.0000
6.0000
7.0000
8.0000
9.0000
10.000
THU, OCT 15 2009 13:42
LINE FLOW (MW)

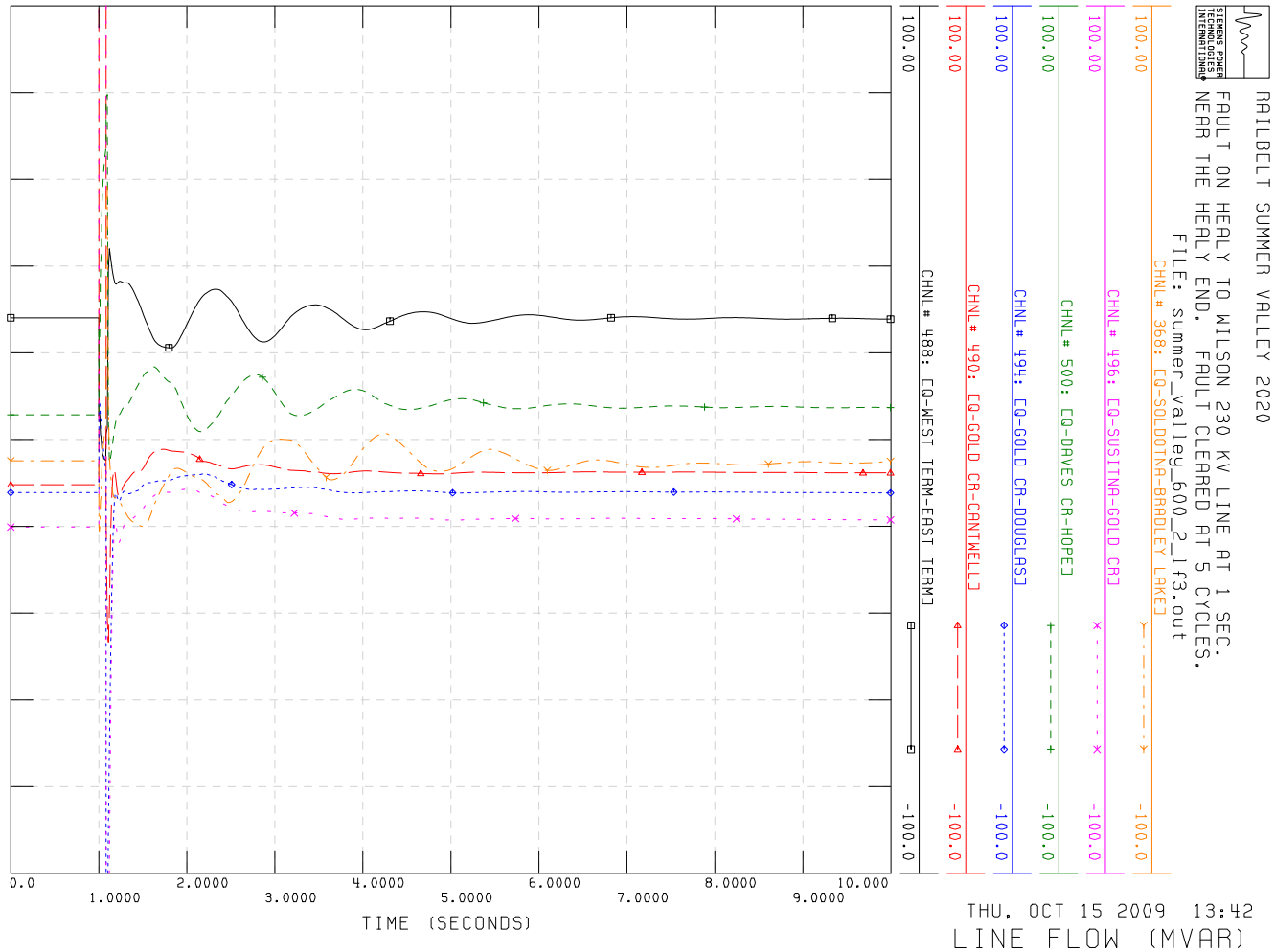
RAILBELT SUMMER VALLEY 2020
FAULT ON HEALY TO WILSON 230 KV LINE AT 1 SEC.
NEAR THE HEALY END. FAULT CLEARED AT 5 CYCLES.
FILE: summer_valley_600_2_lf3.out
CHNL# 368: CQ-SOLDOTNA-BRADLEY LAKE
CHNL# 496: CQ-SUSITNA-GOLD CR
CHNL# 500: CQ-DAVES CR-HOPE
CHNL# 494: CQ-GOLD CR-DOUGLAS
CHNL# 490: CQ-GOLD CR-CANTWELL
CHNL# 488: CQ-WEST TERM-EAST TERM
100.00
-100.0
TIME (SECONDS)
0.0
1.0000
2.0000
3.0000
4.0000
5.0000
6.0000
7.0000
8.0000
9.0000
10.000
THU, OCT 15 2009 13:42
LINE FLOW (MVAR)

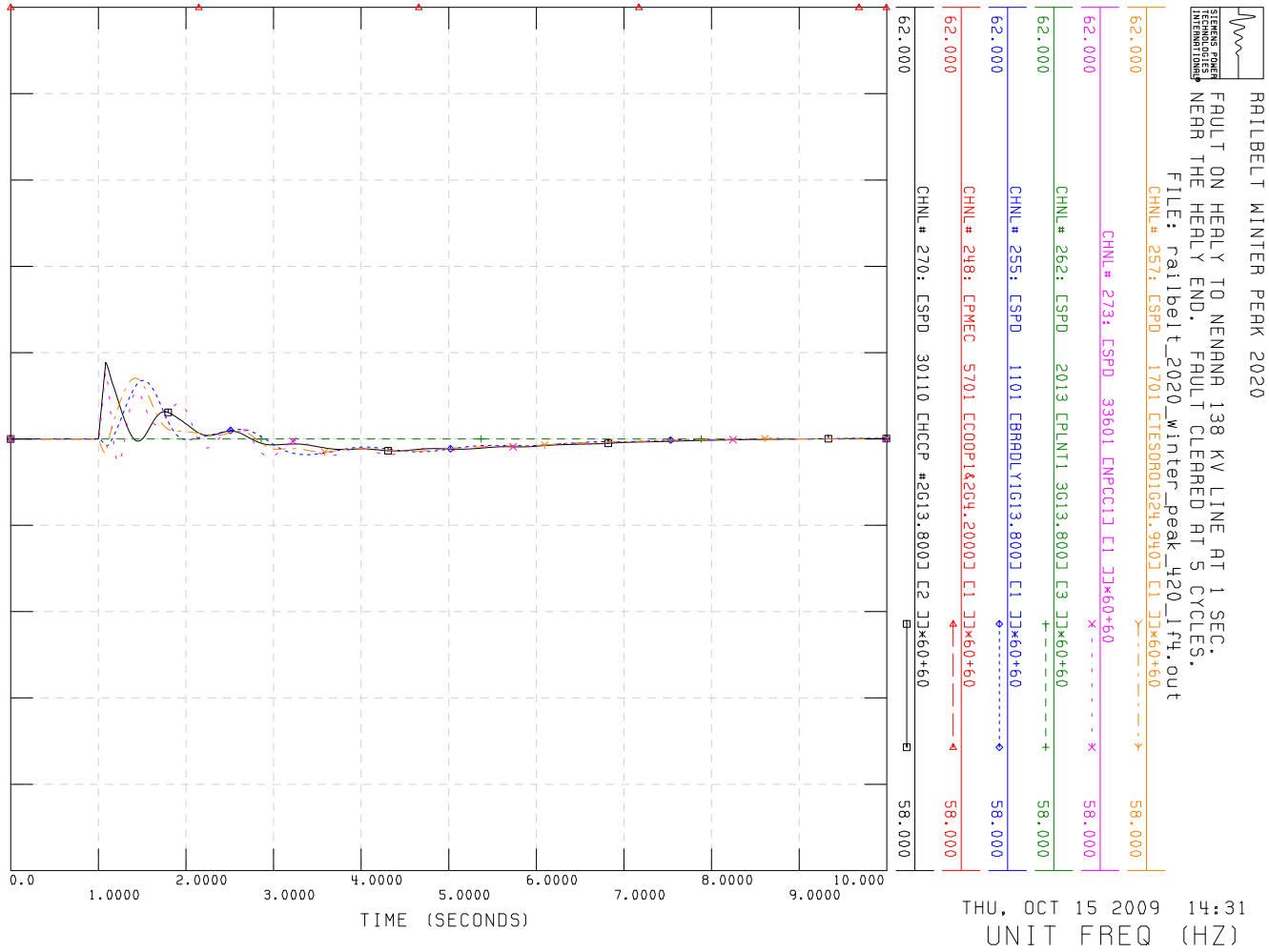
RAILBELT WINTER PEAK 2020
FAULT ON HEALY TO NENANA 138 KV LINE AT 1 SEC.
NEAR THE HEALY END. FAULT CLEARED AT 5 CYCLES.
FILE: railbelt_2020_winter_peak_420_lf4.out
CHNL# 257: CSPD 1701 CTESORO1G24.9400 C1 JJ×60+60
CHNL# 273: CSPD 33601 CNPCC1J C1 JJ×60+60
CHNL# 262: CSPD 2013 CPLNT1 3G13.800J C3 JJ×60+60
CHNL# 255: CSPD 1101 CBRADLY1G13.800J C1 JJ×60+60
CHNL# 248: CPMEC 5701 CCOOP1&2G4.2000J C1 JJ×60+60
CHNL# 270: CSPD 30110 CHCCP #2G13.800J C2 JJ×60+60
62.000
58.000
0.0
1.0000
2.0000
3.0000
4.0000
5.0000
6.0000
7.0000
8.0000
9.0000
10.000
TIME (SECONDS)
THU, OCT 15 2009 14:31
UNIT FREQ (HZ)

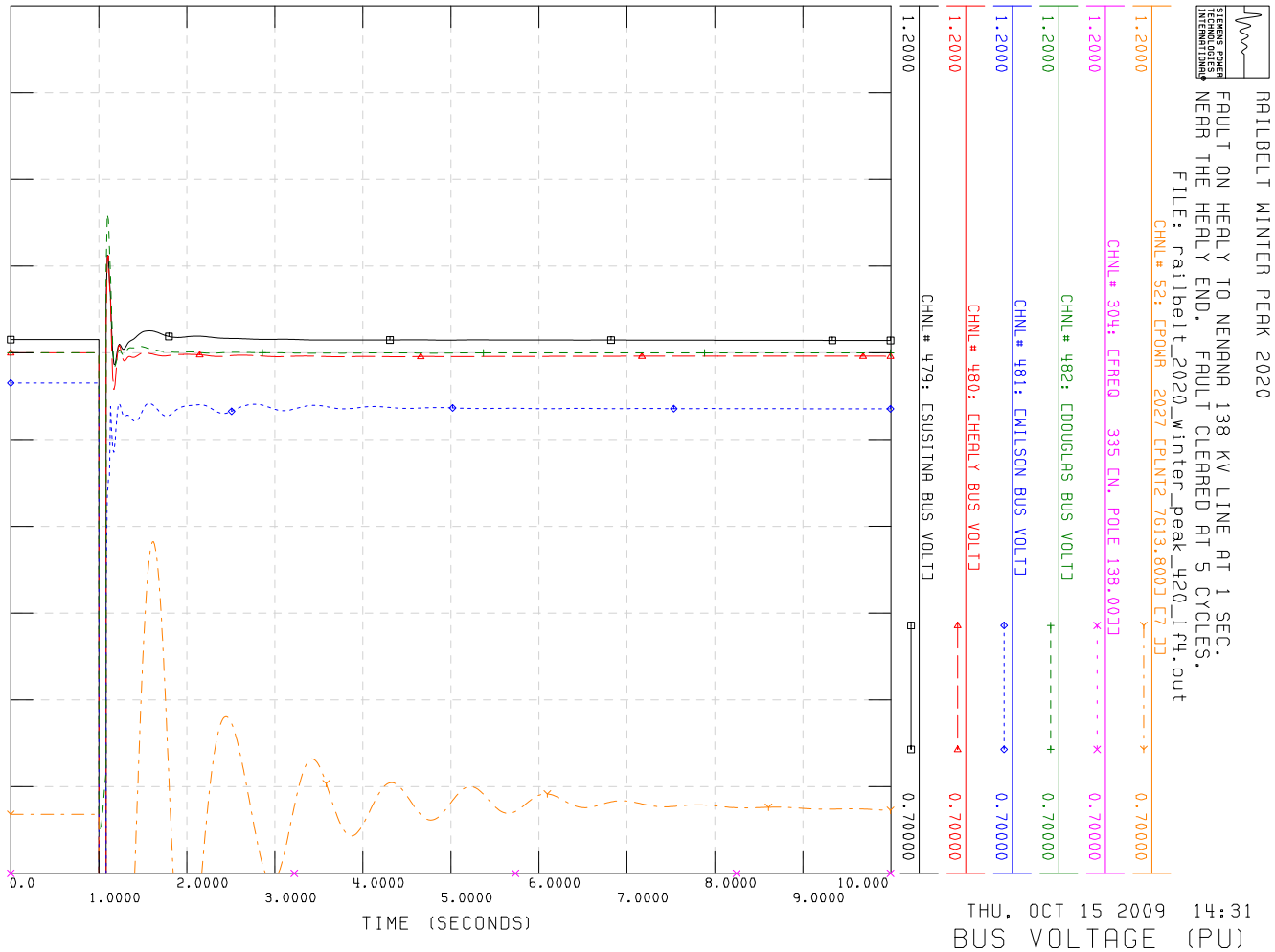
RAILBELT WINTER PEAK 2020
FAULT ON HEALY TO NENANA 138 KV LINE AT 1 SEC.
NEAR THE HEALY END. FAULT CLEARED AT 5 CYCLES.
FILE: railbelt_2020_winter_peak_420_lf4.out
CHNL# 52: CPOWR 2027 CPLNT2 7613.800J C7 JJ
CHNL# 304: CFREQ 335 CN. POLE 138.00JJ
CHNL# 482: CDOUGLAS BUS VOLTJ
CHNL# 481: CWILSON BUS VOLTJ
CHNL# 480: CHEALY BUS VOLTJ
CHNL# 479: CSUSITNA BUS VOLTJ
1.2000
0.70000
0.0
1.0000
2.0000
3.0000
4.0000
5.0000
6.0000
7.0000
8.0000
9.0000
10.000
TIME (SECONDS)
THU, OCT 15 2009 14:31
BUS VOLTAGE (PU)

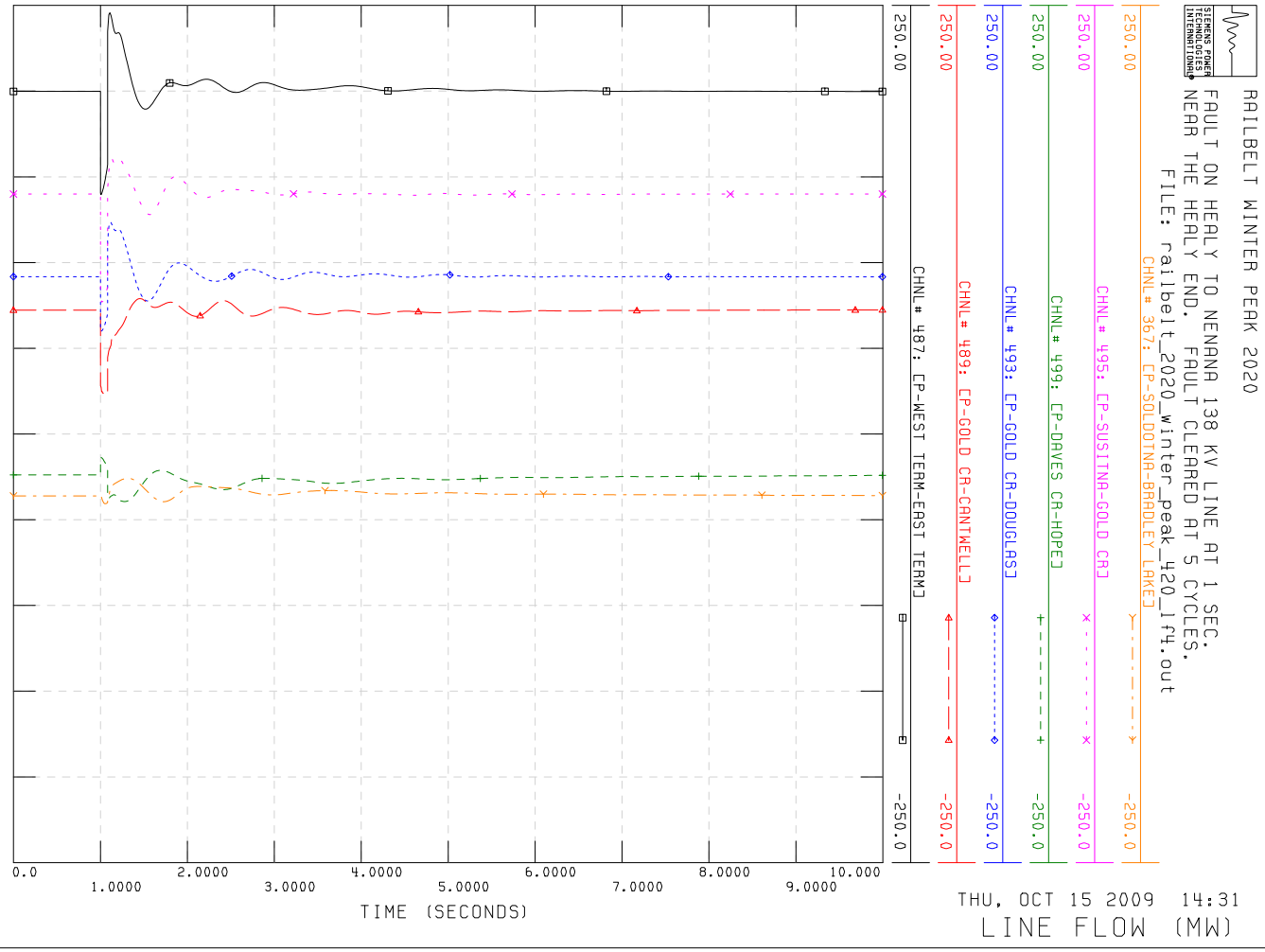
RAILBELT WINTER PEAK 2020
FAULT ON HEALY TO NENANA 138 KV LINE AT 1 SEC.
NEAR THE HEALY END. FAULT CLEARED AT 5 CYCLES.
FILE: railbelt_2020_winter_peak_420_lf4.out
CHNL# 367: CP-SOLDOTNA-BRADLEY LAKE
CHNL# 495: CP-SUSITNA-GOLD CR
CHNL# 499: CP-DAVES CR-HOPE
CHNL# 493: CP-GOLD CR-DOUGLAS
CHNL# 489: CP-GOLD CR-CANTWELL
CHNL# 487: CP-WEST TERM-EAST TERM
250.00
-250.0
TIME (SECONDS)
0.0
1.0000
2.0000
3.0000
4.0000
5.0000
6.0000
7.0000
8.0000
9.0000
10.000
THU, OCT 15 2009 14:31
LINE FLOW (MW)

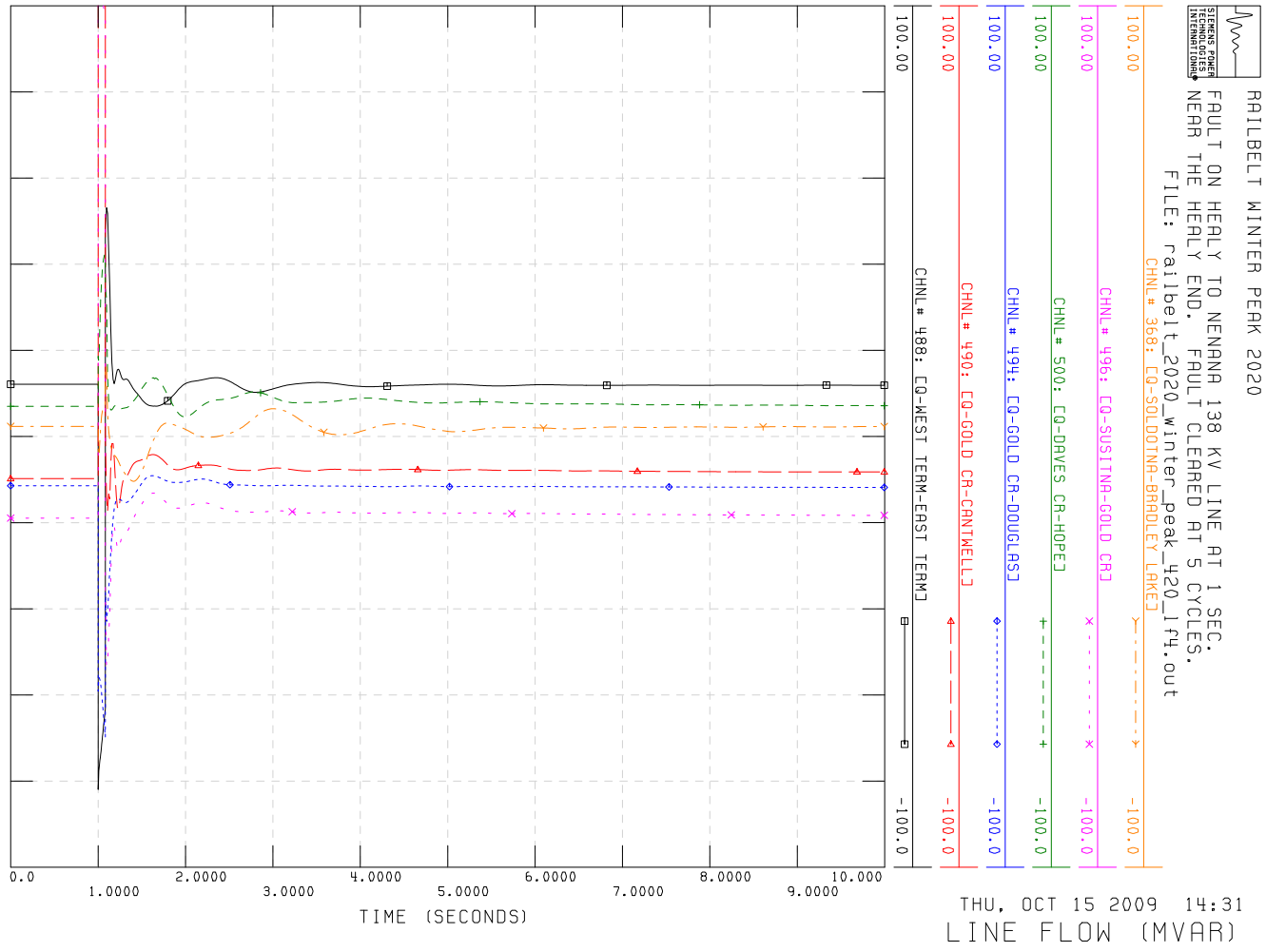
RAILBELT WINTER PEAK 2020
FAULT ON HEALY TO NENANA 138 KV LINE AT 1 SEC.
NEAR THE HEALY END. FAULT CLEARED AT 5 CYCLES.
FILE: railbelt_2020_winter_peak_420_lf4.out
CHNL# 368: CQ-SOLDOTNA-BRADLEY LAKE
CHNL# 496: CQ-SUSITNA-GOLD CR
CHNL# 500: CQ-DAVES CR-HOPE
CHNL# 494: CQ-GOLD CR-DOUGLAS
CHNL# 490: CQ-GOLD CR-CANTWELL
CHNL# 488: CQ-WEST TERM-EAST TERM
100.00
-100.0
TIME (SECONDS)
0.0
1.0000
2.0000
3.0000
4.0000
5.0000
6.0000
7.0000
8.0000
9.0000
10.000
THU, OCT 15 2009 14:31
LINE FLOW (MVAR)

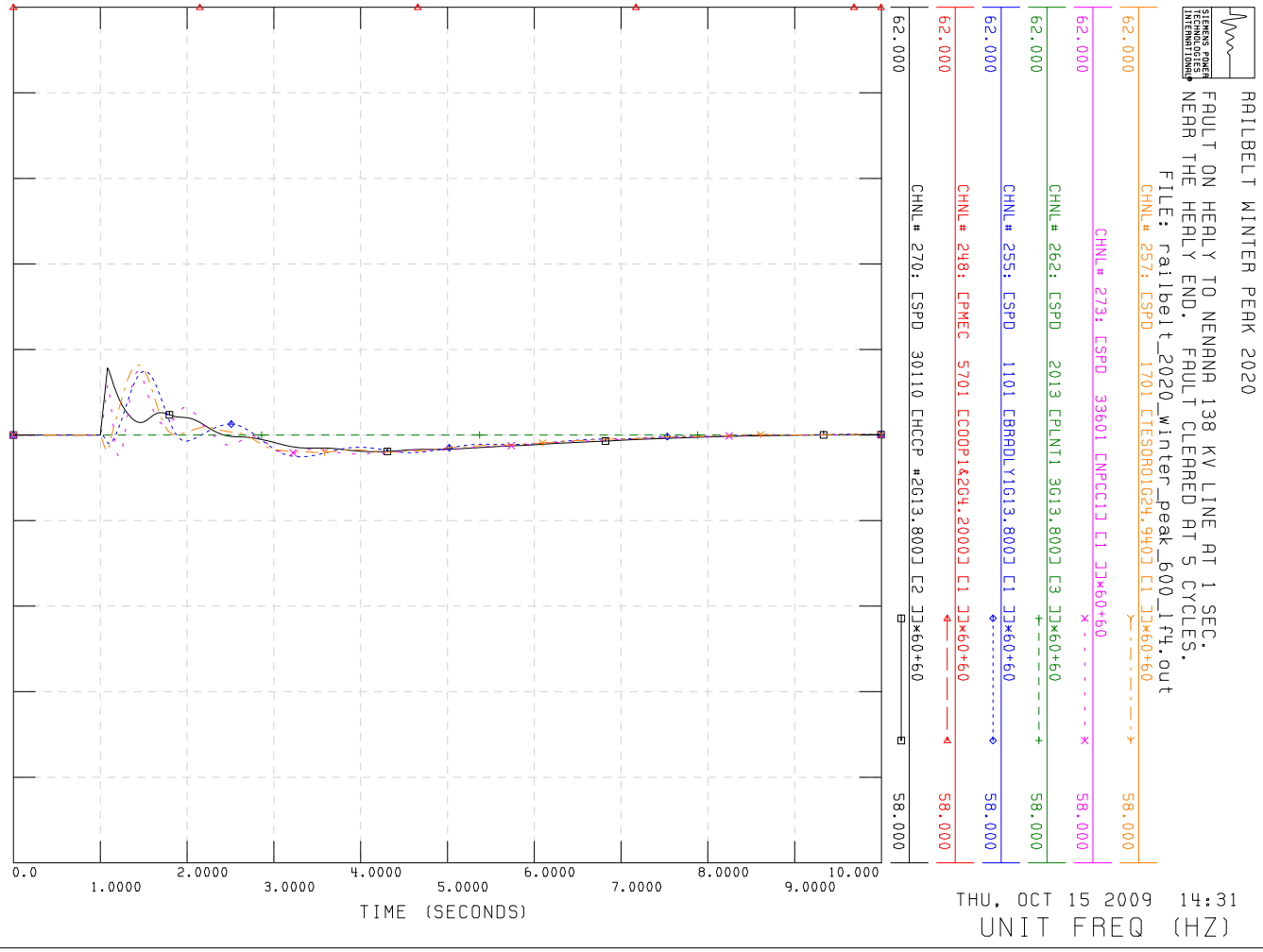
RAILBELT WINTER PEAK 2020
FAULT ON HEALY TO NENANA 138 KV LINE AT 1 SEC.
NEAR THE HEALY END. FAULT CLEARED AT 5 CYCLES.
FILE: railbelt_2020_winter_peak_600_lf4.out
CHNL# 257: CSPD 1701 CTESORO1G24.9400 C1 JJ×60+60
CHNL# 273: CSPD 33601 CNPCC1J C1 JJ×60+60
CHNL# 262: CSPD 2013 CPLNT1 3G13.800J C3 JJ×60+60
CHNL# 255: CSPD 1101 CBRADLY1G13.800J C1 JJ×60+60
CHNL# 248: CPMEC 5701 CCOOP1&2G4.2000J C1 JJ×60+60
CHNL# 270: CSPD 30110 CHCCP #2G13.800J C2 JJ×60+60
62.000
58.000
0.0
1.0000
2.0000
3.0000
4.0000
5.0000
6.0000
7.0000
8.0000
9.0000
10.000
TIME (SECONDS)
THU, OCT 15 2009 14:31
UNIT FREQ (HZ)

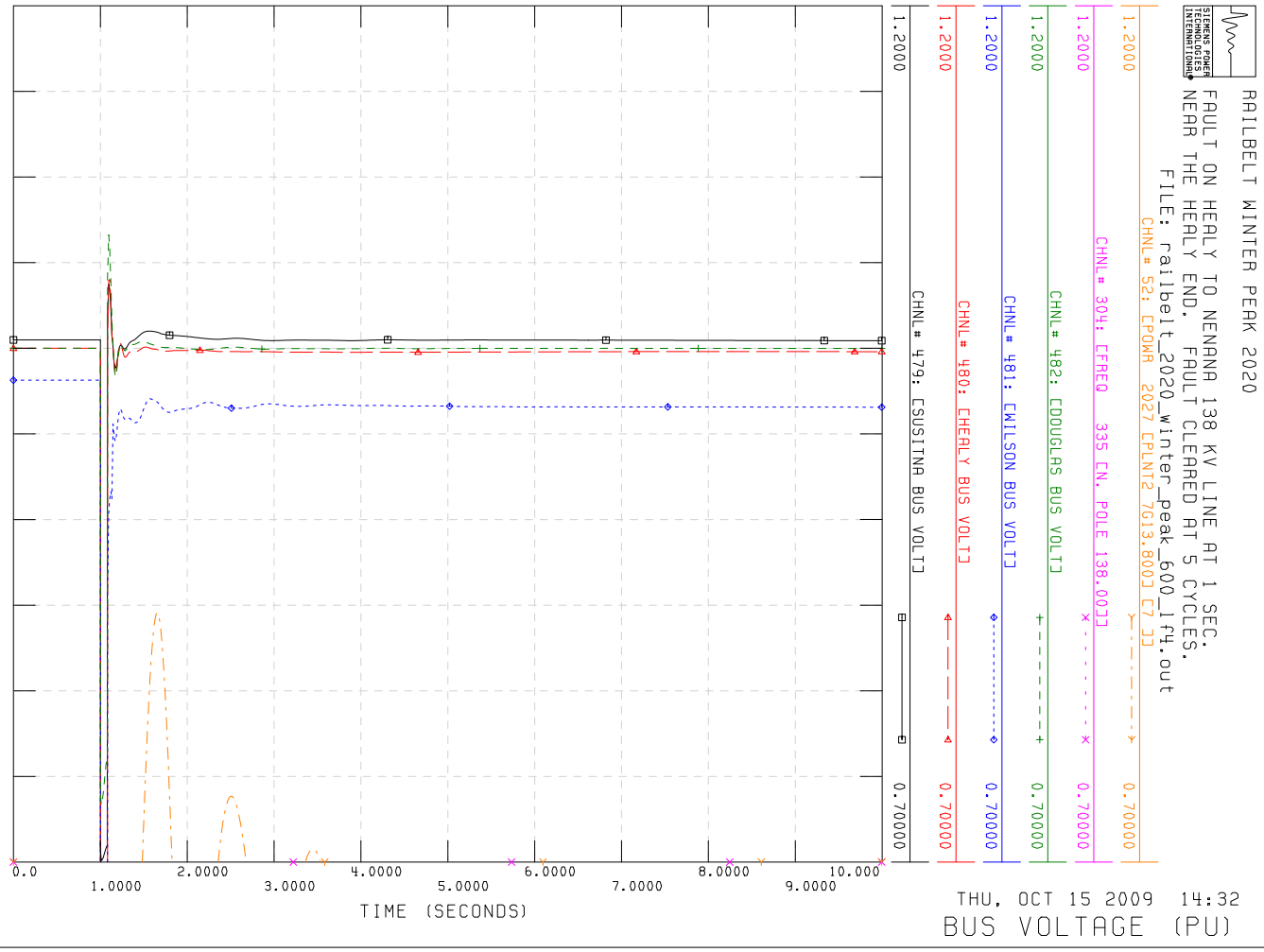
RAILBELT WINTER PEAK 2020
FAULT ON HEALY TO NENANA 138 KV LINE AT 1 SEC.
NEAR THE HEALY END. FAULT CLEARED AT 5 CYCLES.
FILE: railbelt_2020_winter_peak_600_lf4.out
CHNL# 52: CPOWR 2027 CPLNT2 7613.800J C7 JJ
CHNL# 304: CFREQ 335 CN. POLE 138.00JJ
CHNL# 482: CDOUGLAS BUS VOLTJ
CHNL# 481: CWILSON BUS VOLTJ
CHNL# 480: CHEALY BUS VOLTJ
CHNL# 479: CSUSITNA BUS VOLTJ
1.2000
0.70000
0.0
1.0000
2.0000
3.0000
4.0000
5.0000
6.0000
7.0000
8.0000
9.0000
10.000
TIME (SECONDS)
THU, OCT 15 2009 14:32
BUS VOLTAGE (PU)

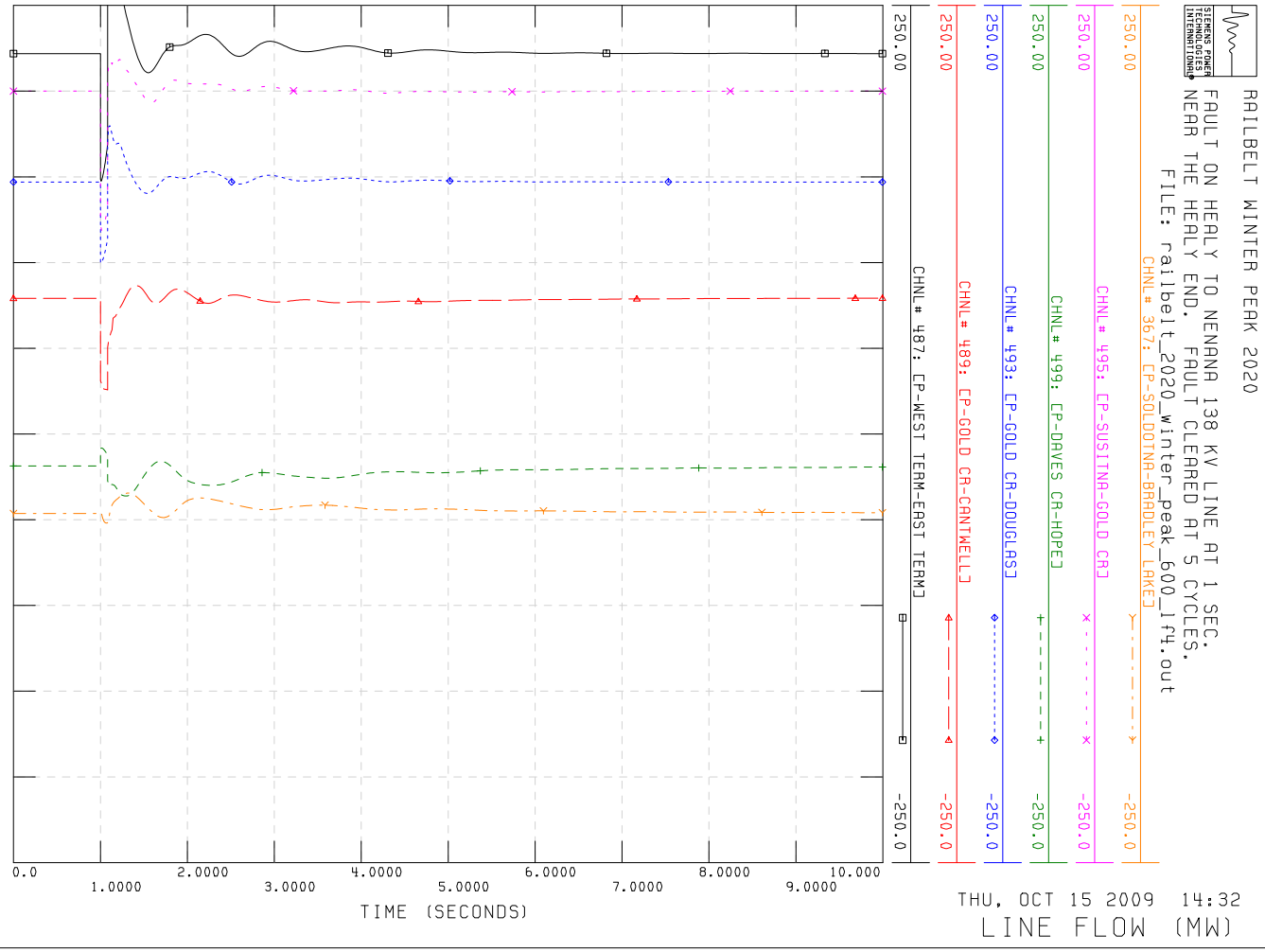
RAILBELT WINTER PEAK 2020
FAULT ON HEALY TO NENANA 138 KV LINE AT 1 SEC.
NEAR THE HEALY END. FAULT CLEARED AT 5 CYCLES.
FILE: railbelt_2020_winter_peak_600_lf4.out
CHNL# 367: CP-SOLDOTNA-BRADLEY LAKE
CHNL# 495: CP-SUSITNA-GOLD CRK
CHNL# 499: CP-DAVES CR-HOPE
CHNL# 493: CP-GOLD CR-DOUGLAS
CHNL# 489: CP-GOLD CR-CANTWELL
CHNL# 487: CP-WEST TERM-EAST TERM
250.00
-250.0
TIME (SECONDS)
0.0
1.0000
2.0000
3.0000
4.0000
5.0000
6.0000
7.0000
8.0000
9.0000
10.000
THU, OCT 15 2009 14:32
LINE FLOW (MW)

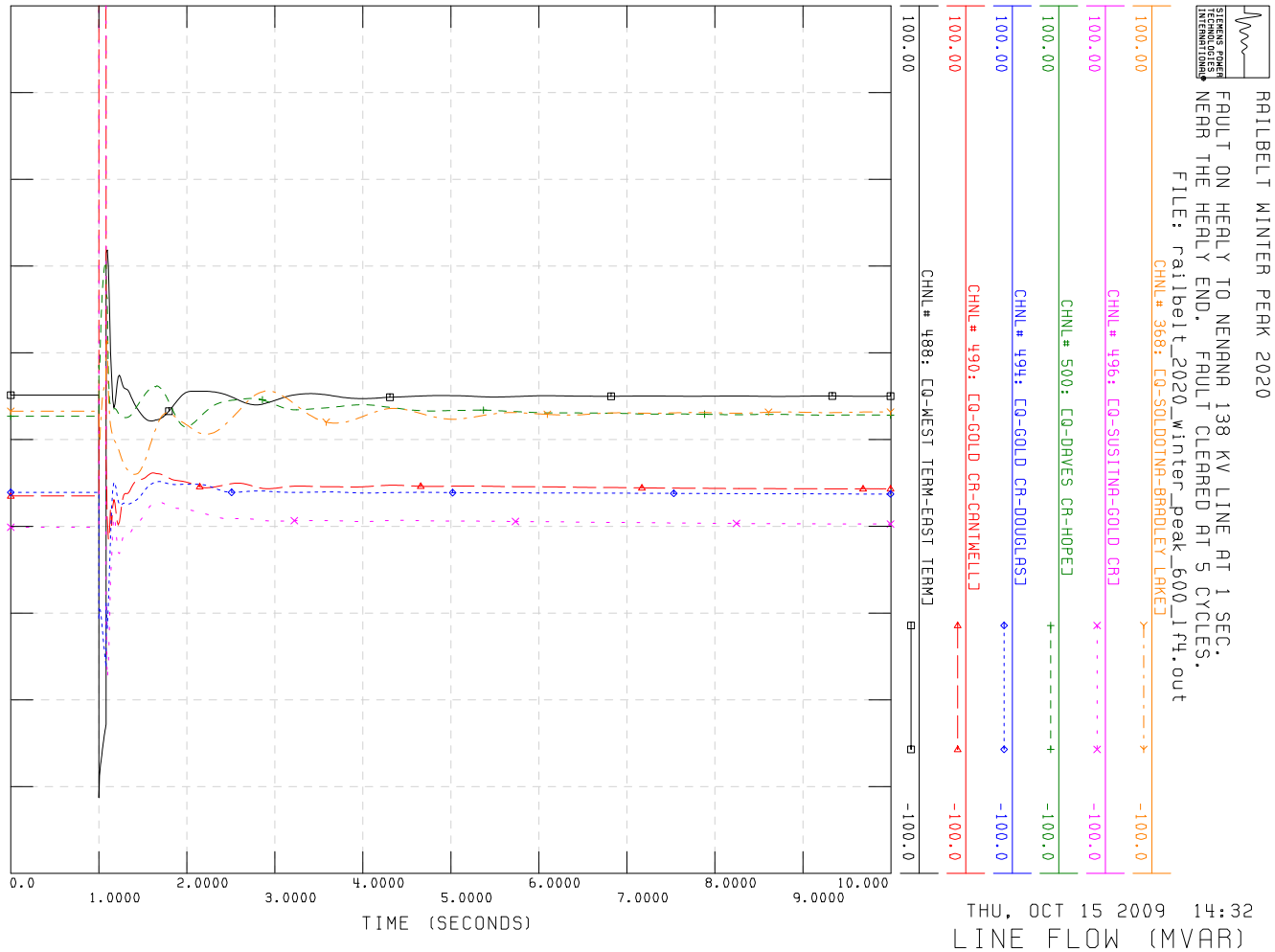
RAILBELT WINTER PEAK 2020
FAULT ON HEALY TO NENANA 138 KV LINE AT 1 SEC.
NEAR THE HEALY END. FAULT CLEARED AT 5 CYCLES.
FILE: railbelt_2020_winter_peak_600_lf4.out
CHNL# 368: CQ-SOLDOTNA-BRADLEY LAKE
CHNL# 496: CQ-SUSITNA-GOLD CRK
CHNL# 500: CQ-DAVES CR-HOPE
CHNL# 494: CQ-GOLD CR-DOUGLAS
CHNL# 490: CQ-GOLD CR-CANTWELL
CHNL# 488: CQ-WEST TERM-EAST TERM
100.00
-100.0
TIME (SECONDS)
0.0
1.0000
2.0000
3.0000
4.0000
5.0000
6.0000
7.0000
8.0000
9.0000
10.000
THU, OCT 15 2009 14:32
LINE FLOW (MVAR)

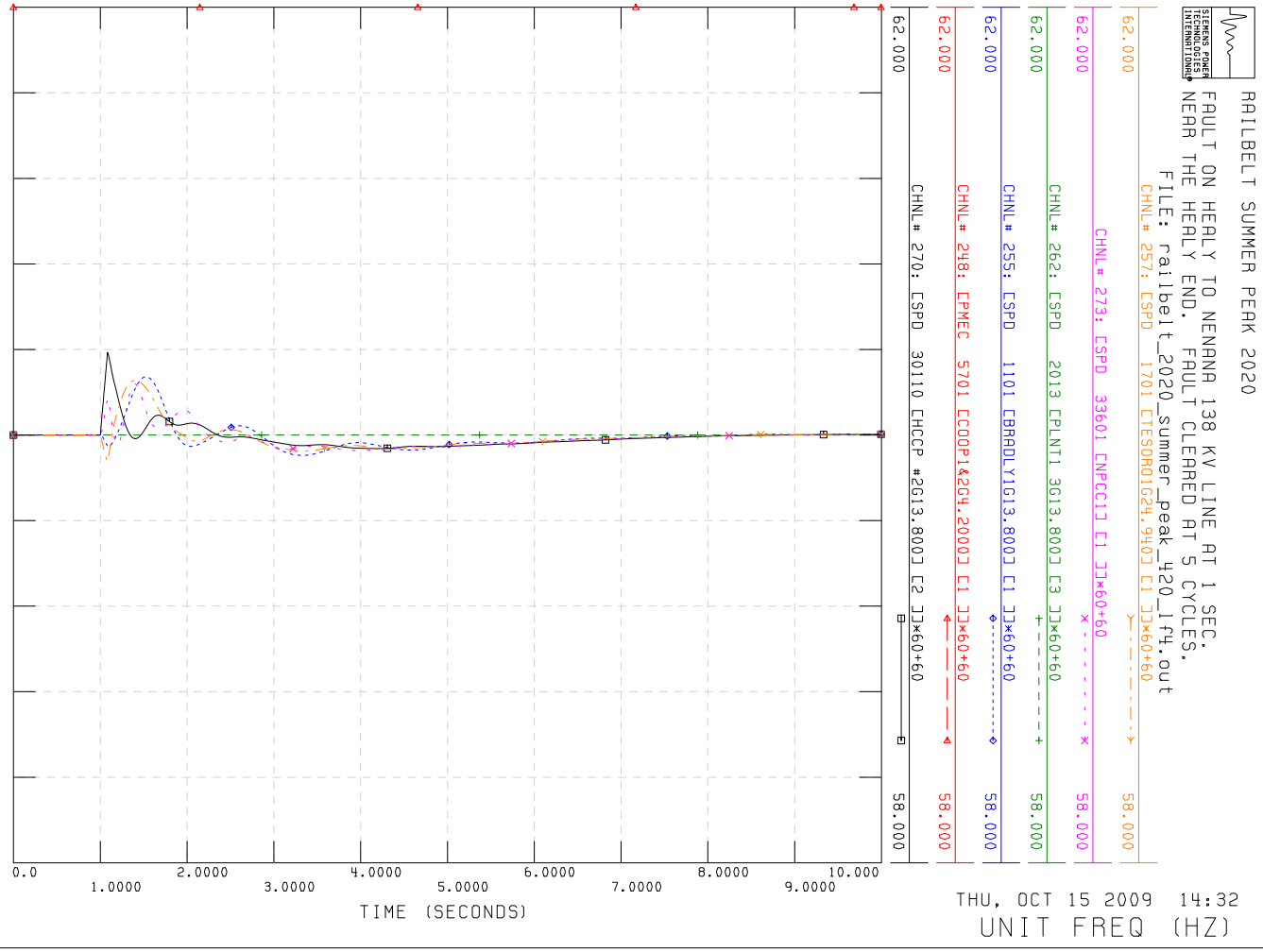
RAILBELT SUMMER PEAK 2020
FAULT ON HEALY TO NENANA 138 KV LINE AT 1 SEC.
NEAR THE HEALY END. FAULT CLEARED AT 5 CYCLES.
FILE: railbelt_2020_summer_peak_420_lf4.out
CHNL# 257: CSPD 1701 CTESOR01G24.9400 C1 JJ×60+60
CHNL# 273: CSPD 33601 CNPCC13 C1 JJ×60+60
CHNL# 262: CSPD 2013 CPLNT1 3G13.800J C3 JJ×60+60
CHNL# 255: CSPD 1101 CBRADLY1G13.800J C1 JJ×60+60
CHNL# 248: CPMEC 5701 CCOOP1&2G4.2000J C1 JJ×60+60
62.000
58.000
CHNL# 270: CSPD 30110 CHCCP #2G13.800J C2 JJ×60+60
0.0
1.0000
2.0000
3.0000
4.0000
5.0000
6.0000
7.0000
8.0000
9.0000
10.000
TIME (SECONDS)
THU, OCT 15 2009 14:32
UNIT FREQ (HZ)

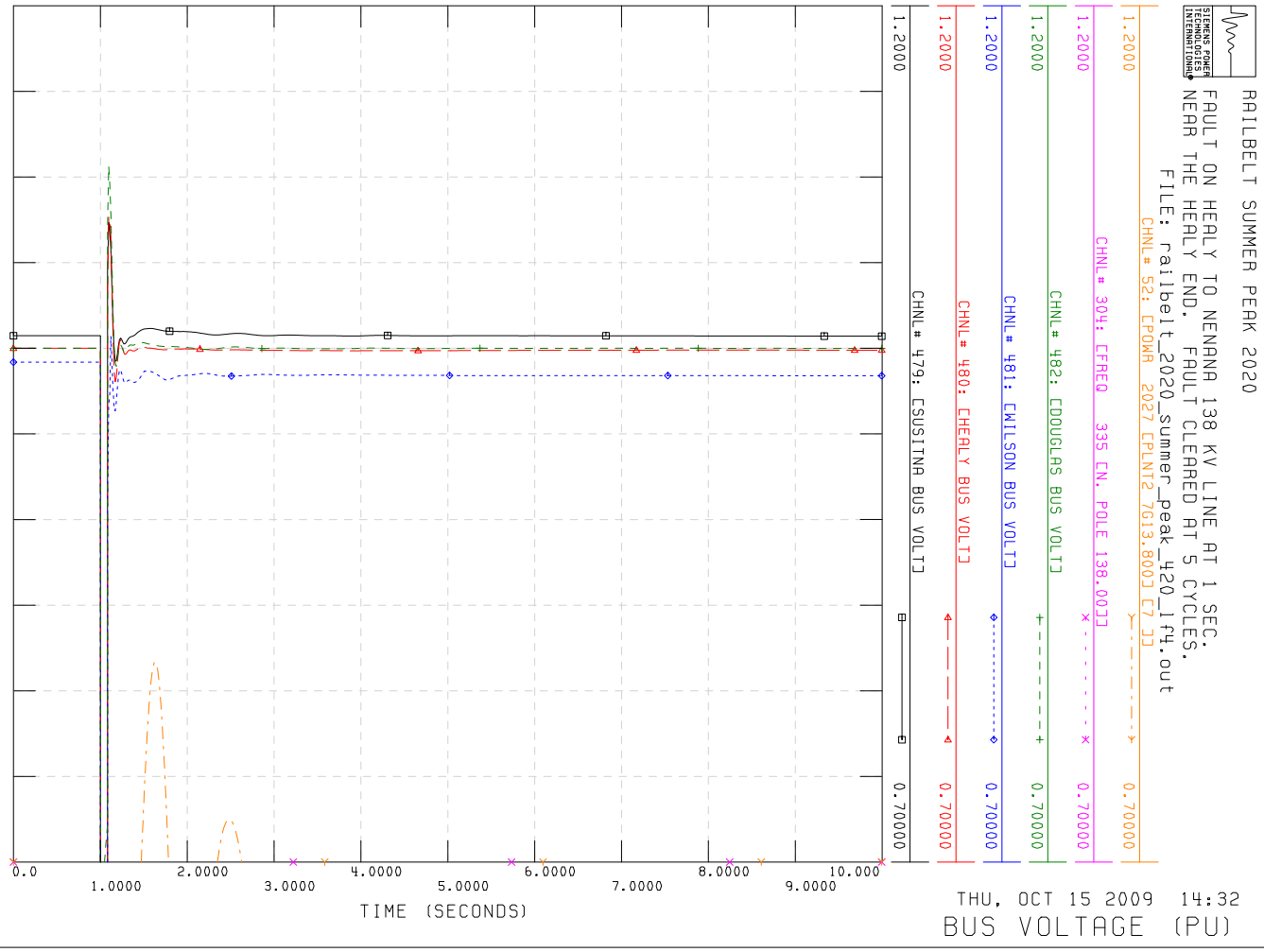
RAILBELT SUMMER PEAK 2020
FAULT ON HEALY TO NENANA 138 KV LINE AT 1 SEC.
NEAR THE HEALY END. FAULT CLEARED AT 5 CYCLES.
FILE: railbelt_2020_summer_peak_420_lf4.out
CHNL# 52: CPOWR 2027 CPLNT2 7G13.800J C7 JJ
CHNL# 304: CFREQ 335 CN. POLE 138.00JJ
CHNL# 482: CDOUGLAS BUS VOLTJ
CHNL# 481: CWILSON BUS VOLTJ
CHNL# 480: CHEALY BUS VOLTJ
1.2000
0.70000
CHNL# 479: CSUSITNA BUS VOLTJ
0.0
1.0000
2.0000
3.0000
4.0000
5.0000
6.0000
7.0000
8.0000
9.0000
10.000
TIME (SECONDS)
THU, OCT 15 2009 14:32
BUS VOLTAGE (PU)

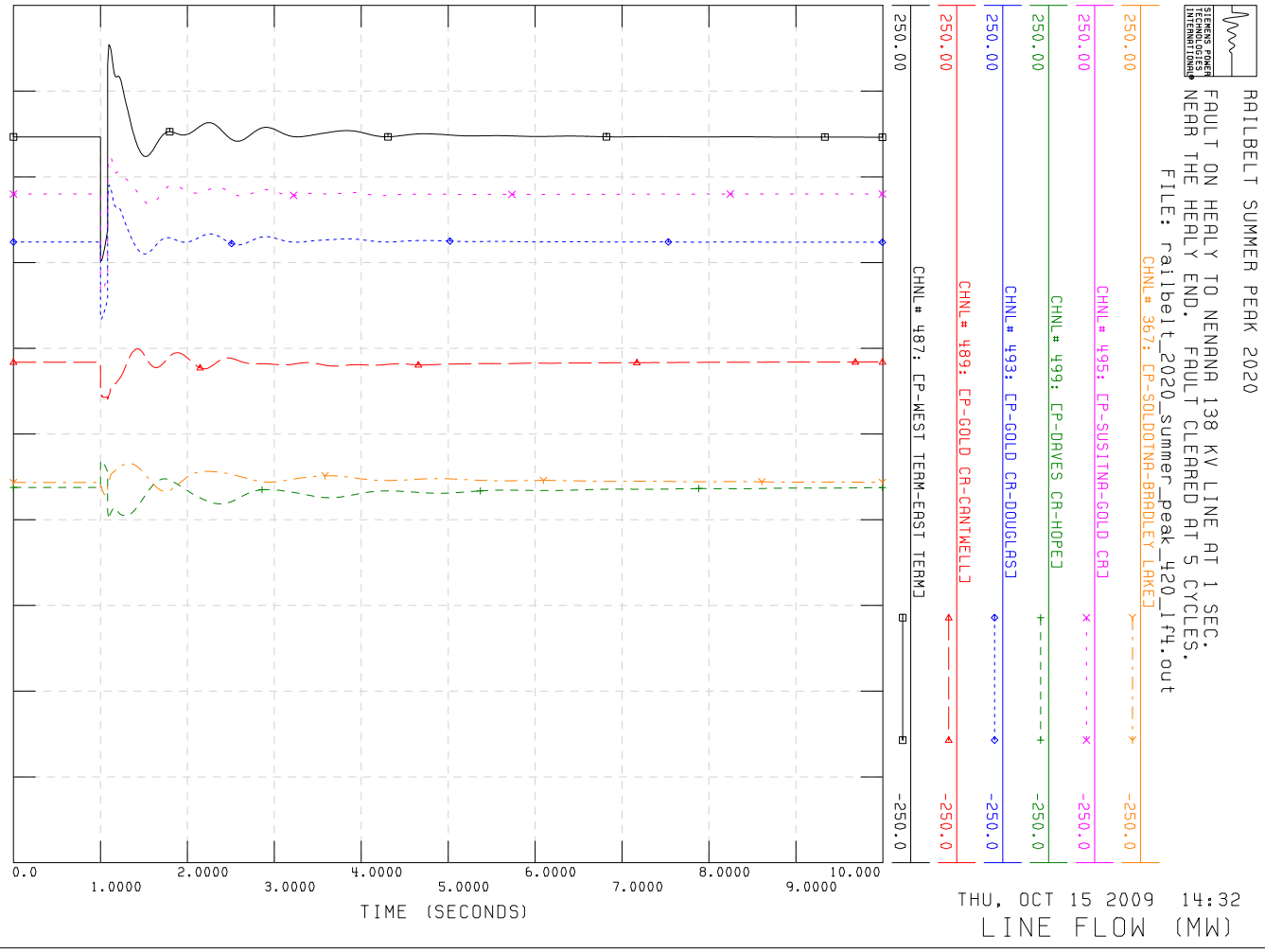
RAILBELT SUMMER PEAK 2020
FAULT ON HEALY TO NENANA 138 KV LINE AT 1 SEC.
NEAR THE HEALY END. FAULT CLEARED AT 5 CYCLES.
FILE: railbelt_2020_summer_peak_420_lf4.out
CHNL# 367: CP-SOLDOTNA-BRADLEY LAKE
CHNL# 495: CP-SUSITNA-GOLD CR
CHNL# 499: CP-DAVES CR-HOPE
CHNL# 493: CP-GOLD CR-DOUGLAS
CHNL# 489: CP-GOLD CR-CANTWELL
CHNL# 487: CP-WEST TERM-EAST TERM
250.00
-250.0
TIME (SECONDS)
0.0
1.0000
2.0000
3.0000
4.0000
5.0000
6.0000
7.0000
8.0000
9.0000
10.000
THU, OCT 15 2009 14:32
LINE FLOW (MW)

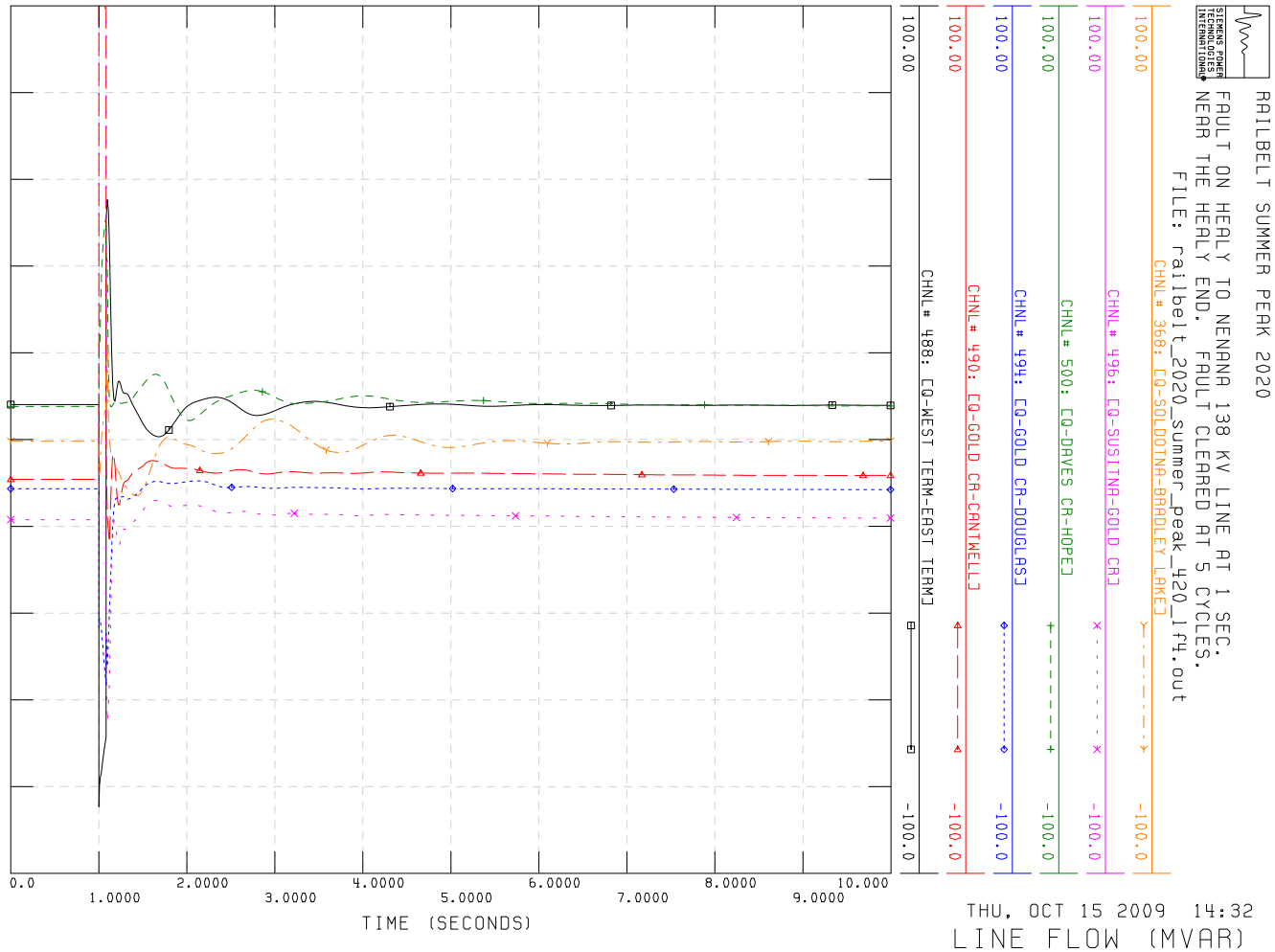
RAILBELT SUMMER PEAK 2020
FAULT ON HEALY TO NENANA 138 KV LINE AT 1 SEC.
NEAR THE HEALY END. FAULT CLEARED AT 5 CYCLES.
FILE: railbelt_2020_summer_peak_420_lf4.out
CHNL# 368: CQ-SOLDOTNA-BRADLEY LAKE
CHNL# 496: CQ-SUSITNA-GOLD CR
CHNL# 500: CQ-DAVES CR-HOPE
CHNL# 494: CQ-GOLD CR-DOUGLAS
CHNL# 490: CQ-GOLD CR-CANTWELL
CHNL# 488: CQ-WEST TERM-EAST TERM
100.00
-100.0
TIME (SECONDS)
0.0
1.0000
2.0000
3.0000
4.0000
5.0000
6.0000
7.0000
8.0000
9.0000
10.000
THU, OCT 15 2009 14:32
LINE FLOW (MVAR)

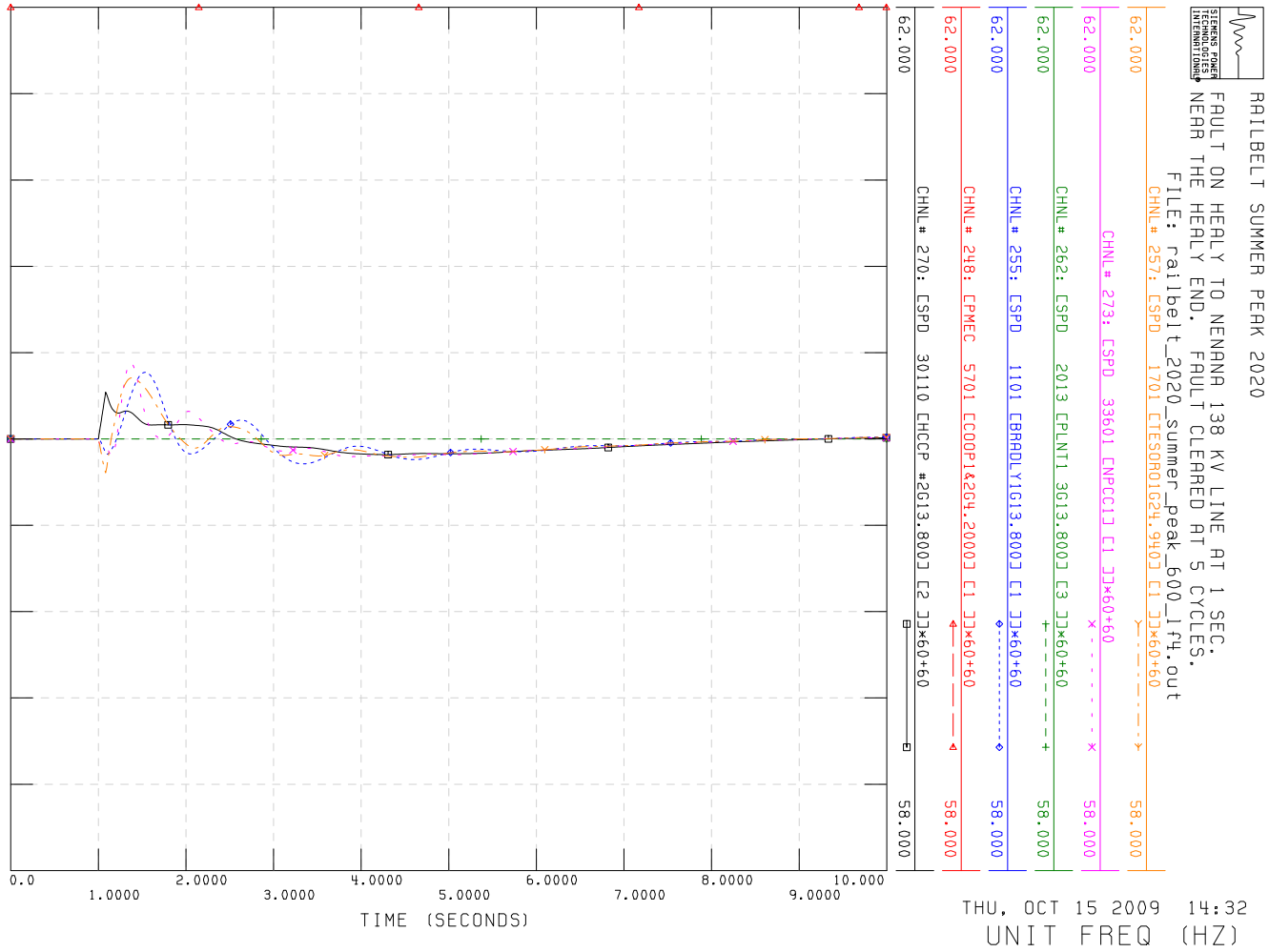
RAILBELT SUMMER PEAK 2020
FAULT ON HEALY TO NENANA 138 KV LINE AT 1 SEC.
NEAR THE HEALY END. FAULT CLEARED AT 5 CYCLES.
FILE: railbelt_2020_summer_peak_600_lf4.out
CHNL# 257: CSPD 1701 CTESORO1G24.9400 C1 JJ×60+60
CHNL# 273: CSPD 33601 CNPCC1J C1 JJ×60+60
CHNL# 262: CSPD 2013 CPLNT1 3G13.8000 C3 JJ×60+60
CHNL# 255: CSPD 1101 CBRADLY1G13.8000 C1 JJ×60+60
CHNL# 248: CPMEC 5701 CCOOP1&2G4.2000 C1 JJ×60+60
CHNL# 270: CSPD 30110 CHCCP #2G13.8000 C2 JJ×60+60
62.000
58.000
0.0
1.0000
2.0000
3.0000
4.0000
5.0000
6.0000
7.0000
8.0000
9.0000
10.000
TIME (SECONDS)
THU, OCT 15 2009 14:32
UNIT FREQ (HZ)

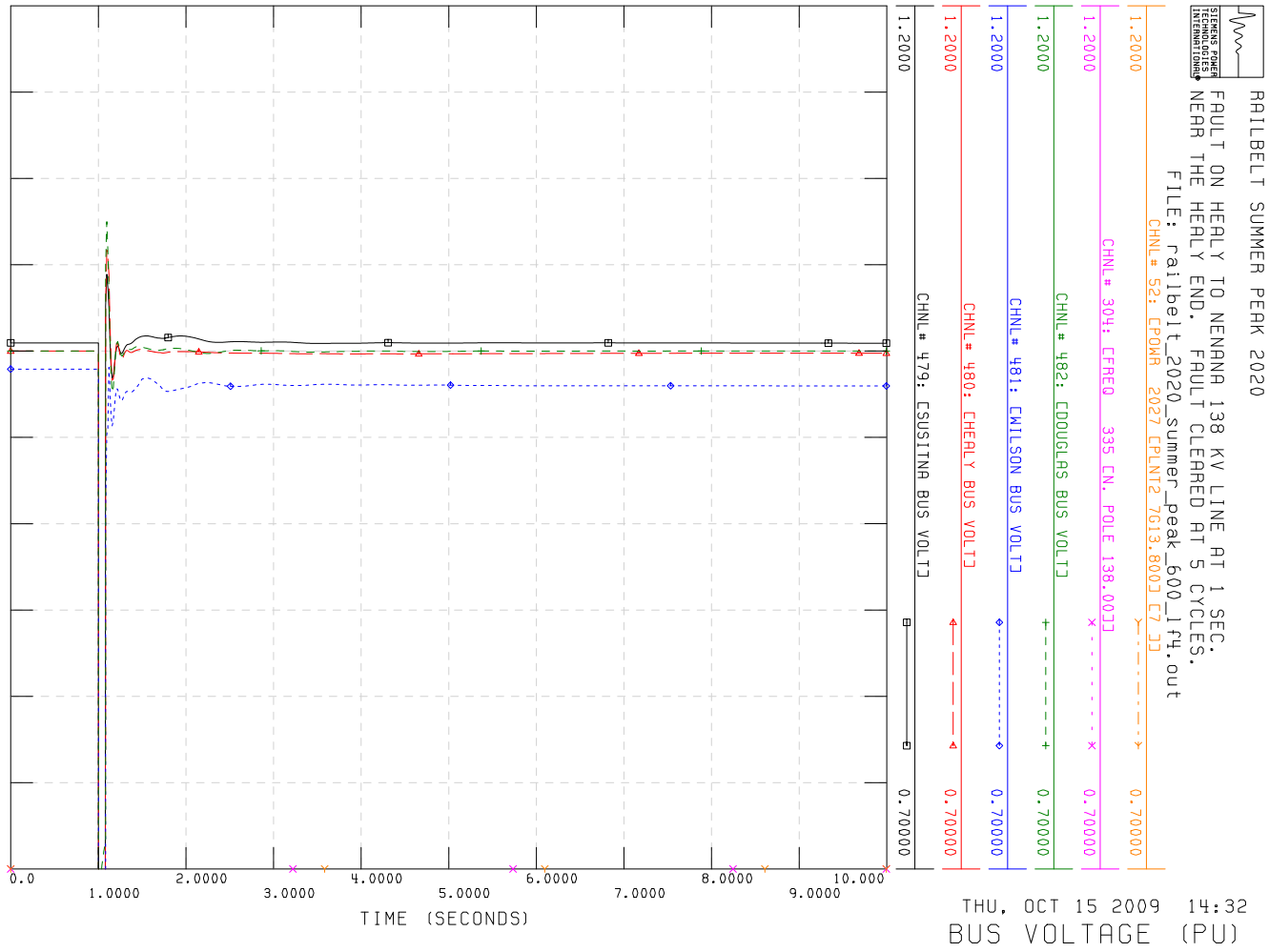
RAILBELT SUMMER PEAK 2020
FAULT ON HEALY TO NENANA 138 KV LINE AT 1 SEC.
NEAR THE HEALY END. FAULT CLEARED AT 5 CYCLES.
FILE: railbelt_2020_summer_peak_600_lf4.out
CHNL# 52: CPOWR 2027 CPLNT2 7G13.8000 C7 JJ
CHNL# 304: CFREQ 335 CN. POLE 138.000J
CHNL# 482: CDOUGLAS BUS VOLTJ
CHNL# 481: CWILSON BUS VOLTJ
CHNL# 480: CHEALY BUS VOLTJ
CHNL# 479: CSUSITNA BUS VOLTJ
1.2000
0.70000
0.0
1.0000
2.0000
3.0000
4.0000
5.0000
6.0000
7.0000
8.0000
9.0000
10.000
TIME (SECONDS)
THU, OCT 15 2009 14:32
BUS VOLTAGE (PU)

RAILBELT SUMMER PEAK 2020

FAULT ON HEALY TO NENANA 138 KV LINE AT 1 SEC.
NEAR THE HEALY END. FAULT CLEARED AT 5 CYCLES.
FILE: railbelt_2020_summer_peak_600_lf4.out

THU, OCT 15 2009 14:32

LINE FLOW (MW)

CHNL# 367: CP-SOLDOTNA-BRADLEY LAKE]
250.00 -250.0

CHNL# 495: CP-SUSITNA-GOLD CR]
250.00 -250.0

CHNL# 499: CP-DAVES CR-HOPE]
250.00 -250.0

CHNL# 493: CP-GOLD CR-DOUGLAS]
250.00 -250.0

CHNL# 489: CP-GOLD CR-CANTWELL]
250.00 -250.0

CHNL# 487: CP-WEST TERM-EAST TERM]
250.00 -250.0

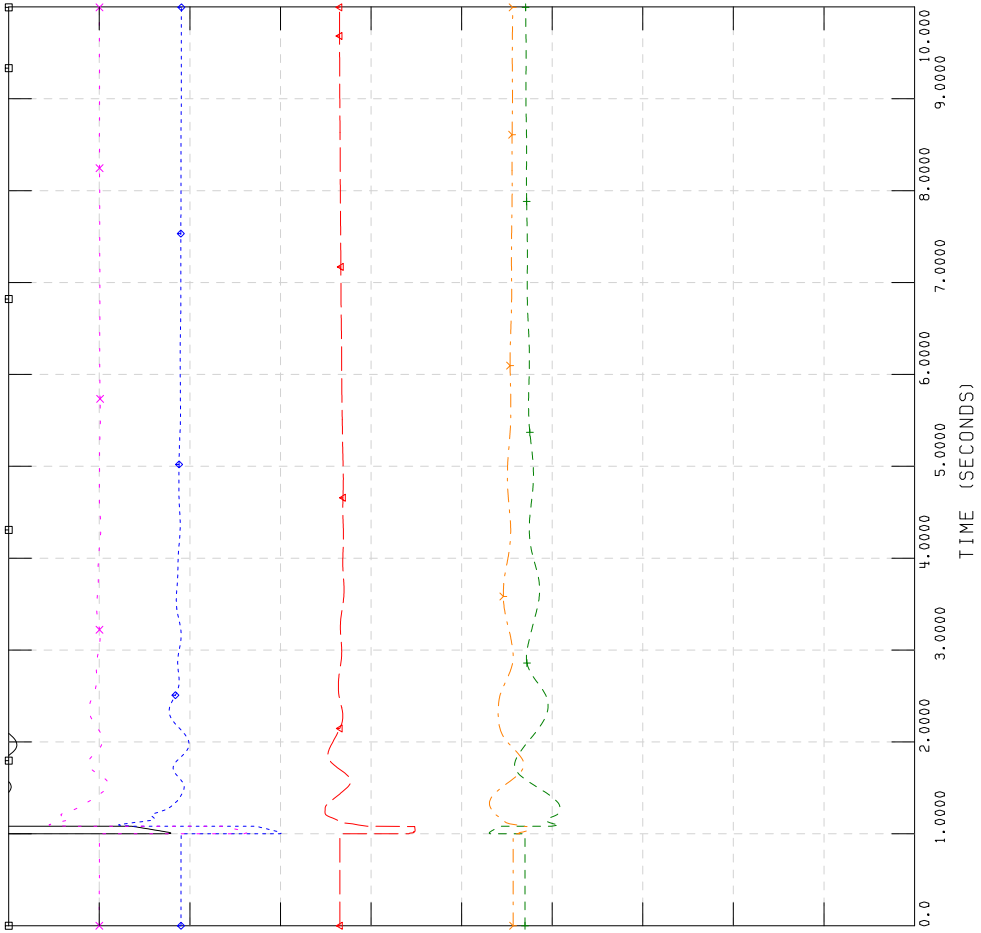

RAILBELT SUMMER PEAK 2020

FAULT ON HEALY TO NENANA 138 KV LINE AT 1 SEC.
NEAR THE HEALY END. FAULT CLEARED AT 5 CYCLES.
FILE: railbelt_2020_summer_peak_600_lf4.out

THU, OCT 15 2009 14:32

LINE FLOW (MVAR)

CHNL# 368: CQ-SOLDOTNA-BRADLEY LAKE]
100.00 -100.0

CHNL# 496: CQ-SUSITNA-GOLD CR]
100.00 -100.0

CHNL# 500: CQ-DAVES CR-HOPE]
100.00 -100.0

CHNL# 494: CQ-GOLD CR-DOUGLAS]
100.00 -100.0

CHNL# 490: CQ-GOLD CR-CANTWELL]
100.00 -100.0

CHNL# 488: CQ-WEST TERM-EAST TERM]
100.00 -100.0

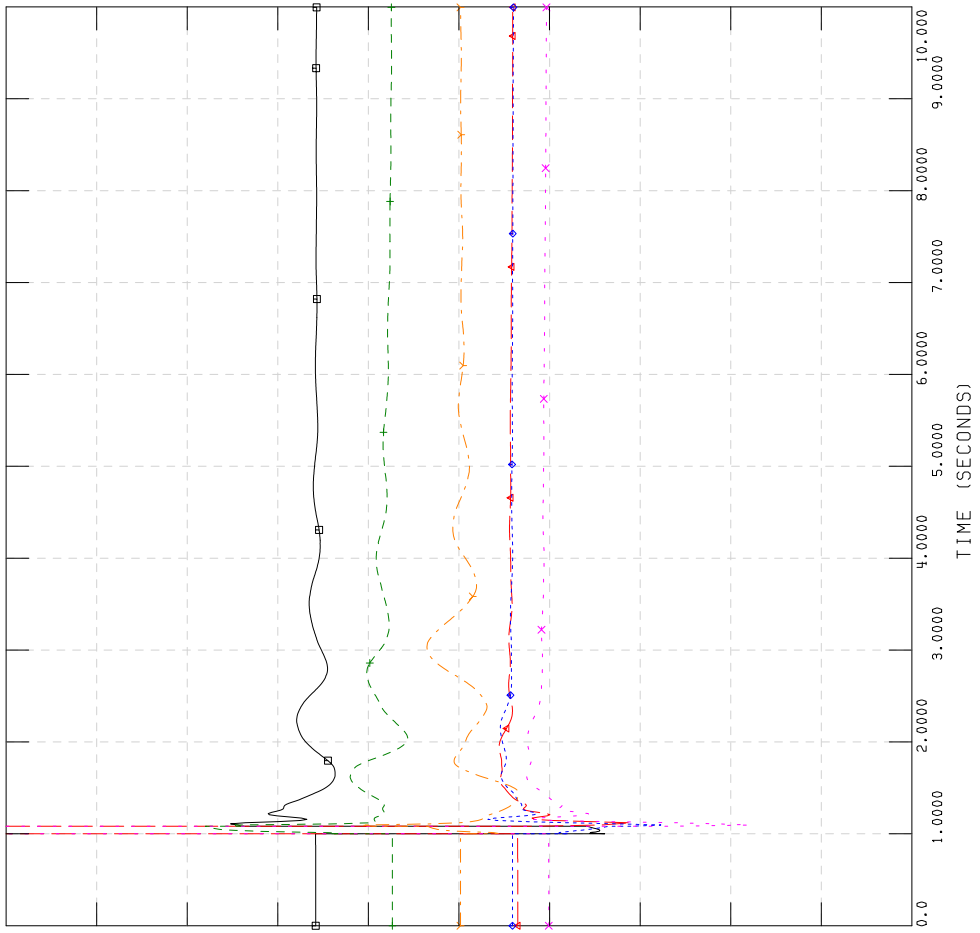

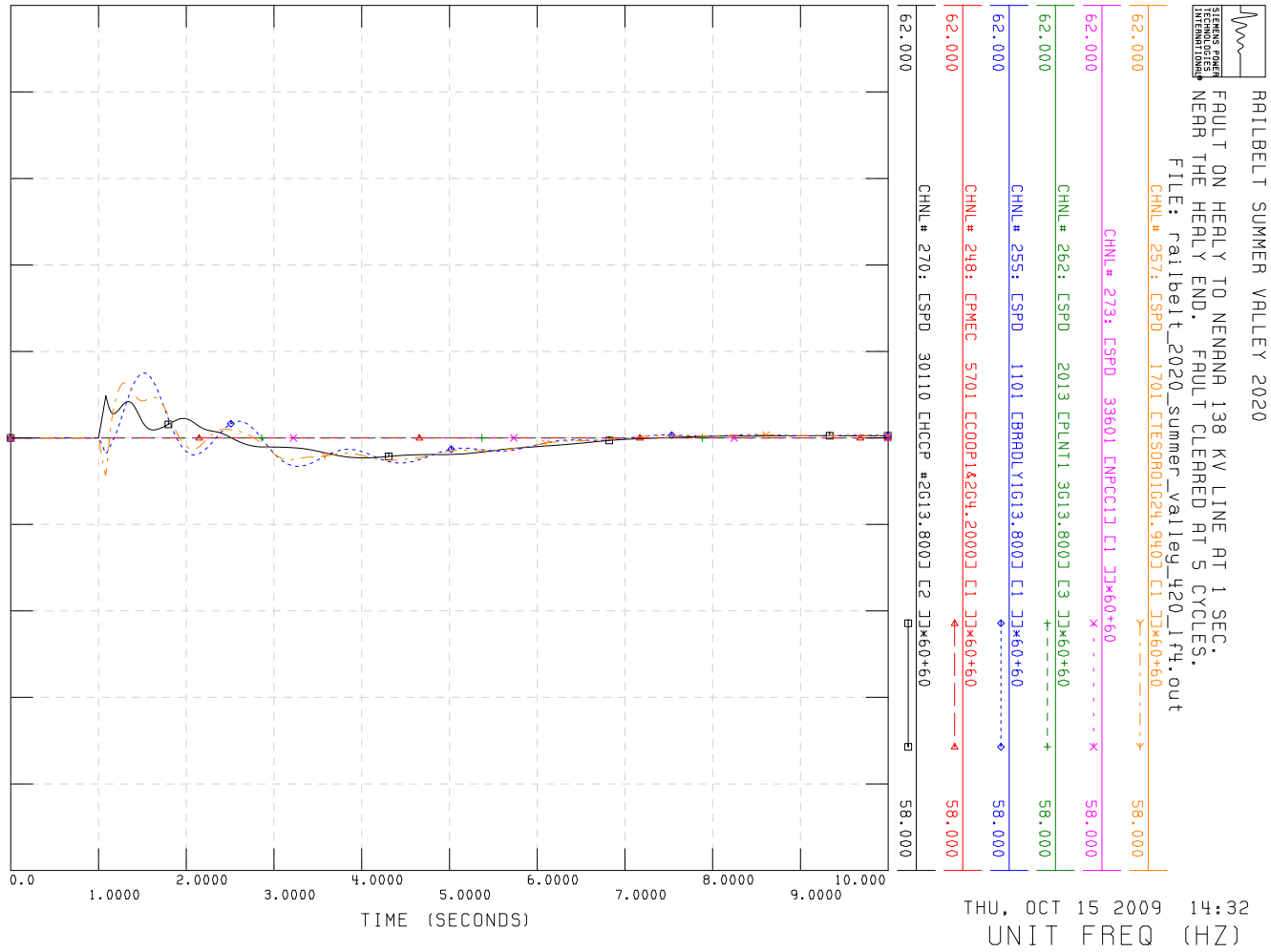
RAILBELT SUMMER VALLEY 2020
FAULT ON HEALY TO NENANA 138 KV LINE AT 1 SEC.
NEAR THE HEALY END. FAULT CLEARED AT 5 CYCLES.
FILE: railbelt_2020_summer_valley_420_lf4.out
CHNL# 257: CSPD 1701 CTESOROG24.9400 C1 JJ×60+60
CHNL# 273: CSPD 33601 CNPCC1J C1 JJ×60+60
CHNL# 262: CSPD 2013 CPLNT1 3G13.800J C3 JJ×60+60
CHNL# 255: CSPD 1101 CBRADLY1G13.800J C1 JJ×60+60
CHNL# 248: CPMEC 5701 CCOOP1&2G4.2000J C1 JJ×60+60
CHNL# 270: CSPD 30110 CHCCP #2G13.800J C2 JJ×60+60
62.000
58.000
0.0
1.0000
2.0000
3.0000
4.0000
5.0000
6.0000
7.0000
8.0000
9.0000
10.000
TIME (SECONDS)
THU, OCT 15 2009 14:32
UNIT FREQ (HZ)

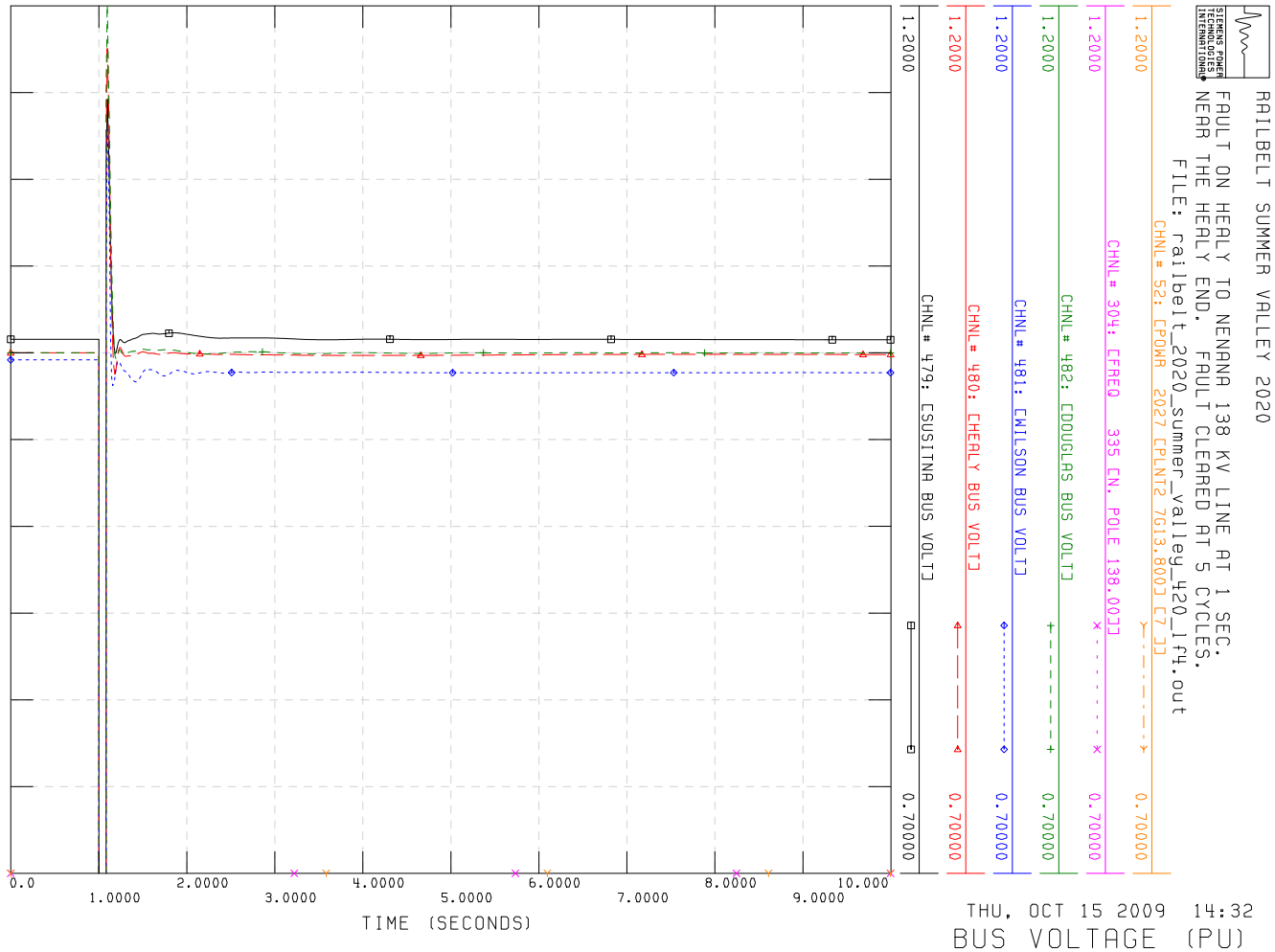
RAILBELT SUMMER VALLEY 2020
FAULT ON HEALY TO NENANA 138 KV LINE AT 1 SEC.
NEAR THE HEALY END. FAULT CLEARED AT 5 CYCLES.
FILE: railbelt_2020_summer_valley_420_lf4.out
CHNL# 52: CPOWR 2027 CPLNT2 7G13.800J C7 JJ
CHNL# 304: CFREQ 335 CN. POLE 138.00JJ
CHNL# 482: CDOUGLAS BUS VOLTJ
CHNL# 481: CWILSON BUS VOLTJ
CHNL# 480: CHEALY BUS VOLTJ
CHNL# 479: CSUSITNA BUS VOLTJ
1.2000
0.70000
0.0
1.0000
2.0000
3.0000
4.0000
5.0000
6.0000
7.0000
8.0000
9.0000
10.000
TIME (SECONDS)
THU, OCT 15 2009 14:32
BUS VOLTAGE (PU)

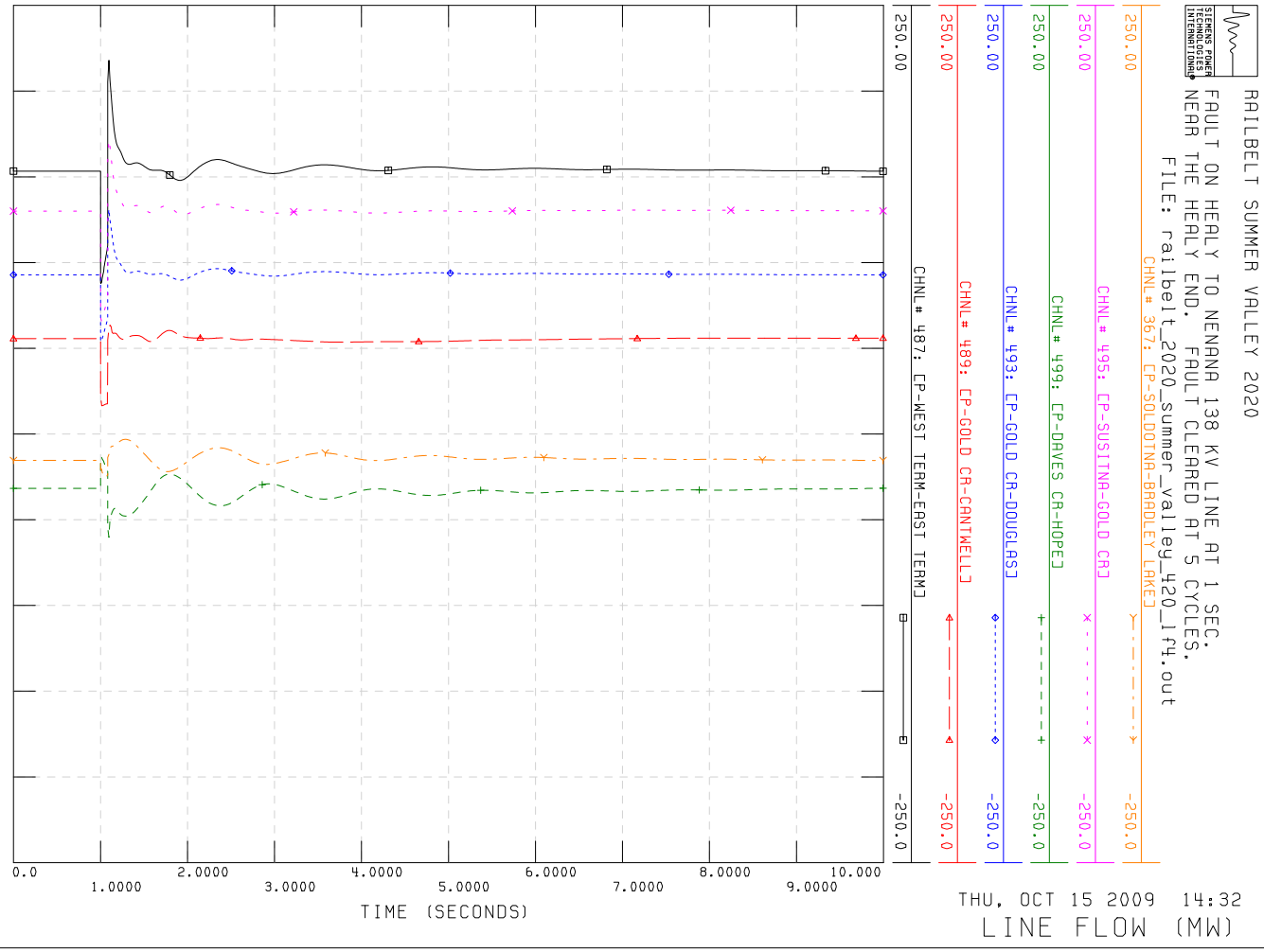
RAILBELT SUMMER VALLEY 2020
FAULT ON HEALY TO NENANA 138 KV LINE AT 1 SEC.
NEAR THE HEALY END. FAULT CLEARED AT 5 CYCLES.
FILE: railbelt_2020_summer_valley_420_lf4.out
CHNL# 367: CP-SOLDOTNA-BRADLEY LAKE
CHNL# 495: CP-SUSITNA-GOLD CR
CHNL# 499: CP-DAVES CR-HOPE
CHNL# 493: CP-GOLD CR-DOUGLAS
CHNL# 489: CP-GOLD CR-CANTWELL
CHNL# 487: CP-WEST TERM-EAST TERM
250.00
-250.0
0.0
1.0000
2.0000
3.0000
4.0000
5.0000
6.0000
7.0000
8.0000
9.0000
10.000
TIME (SECONDS)
THU, OCT 15 2009 14:32
LINE FLOW (MW)

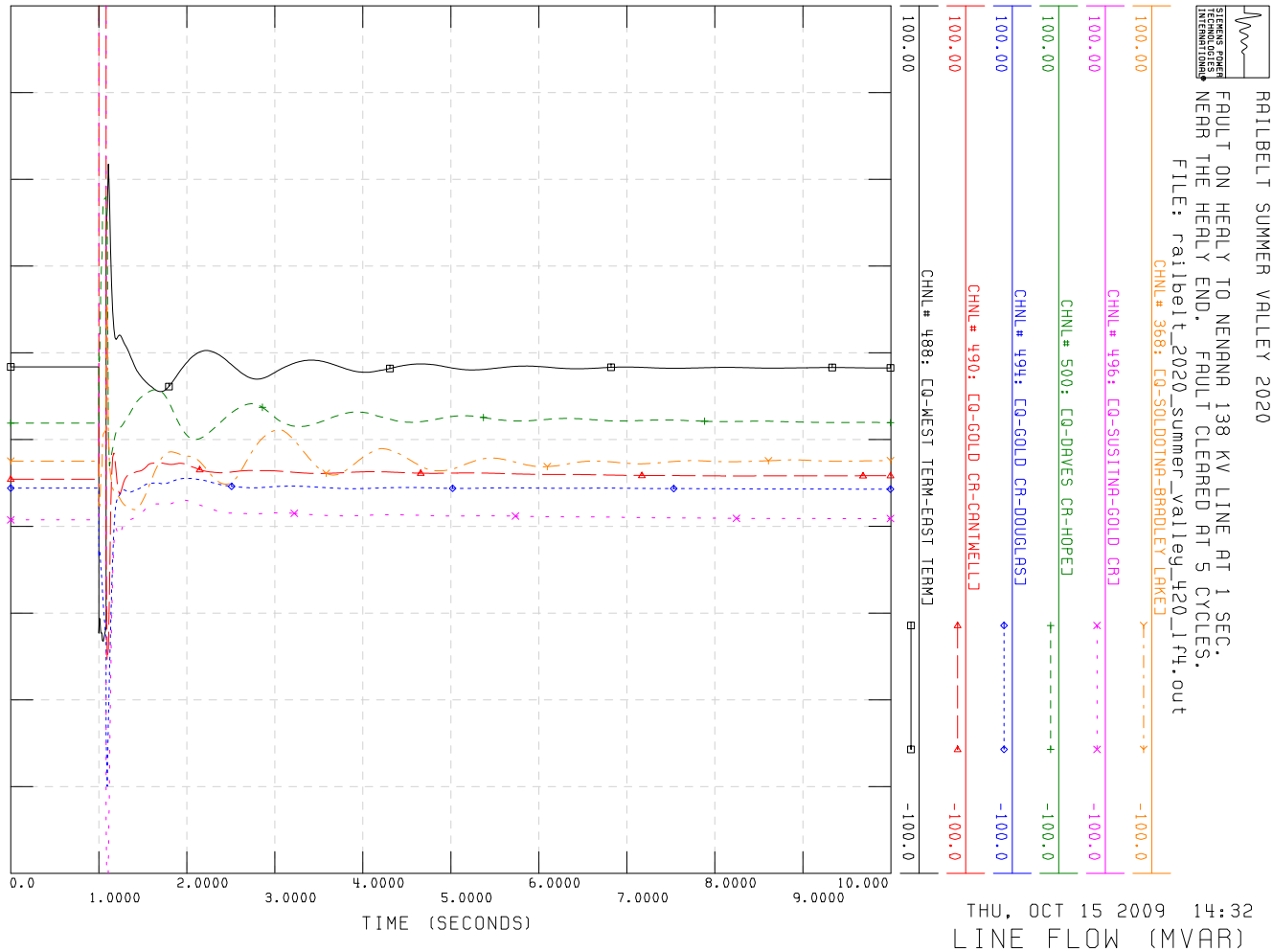
RAILBELT SUMMER VALLEY 2020
FAULT ON HEALY TO NENANA 138 KV LINE AT 1 SEC.
NEAR THE HEALY END. FAULT CLEARED AT 5 CYCLES.
FILE: railbelt_2020_summer_valley_420_lf4.out
CHNL# 368: CQ-SOLDOTNA-BRADLEY LAKE
CHNL# 496: CQ-SUSITNA-GOLD CR
CHNL# 500: CQ-DAVES CR-HOPE
CHNL# 494: CQ-GOLD CR-DOUGLAS
CHNL# 490: CQ-GOLD CR-CANTWELL
CHNL# 488: CQ-WEST TERM-EAST TERM
100.00
-100.0
0.0
1.0000
2.0000
3.0000
4.0000
5.0000
6.0000
7.0000
8.0000
9.0000
10.000
TIME (SECONDS)
THU, OCT 15 2009 14:32
LINE FLOW (MVAR)

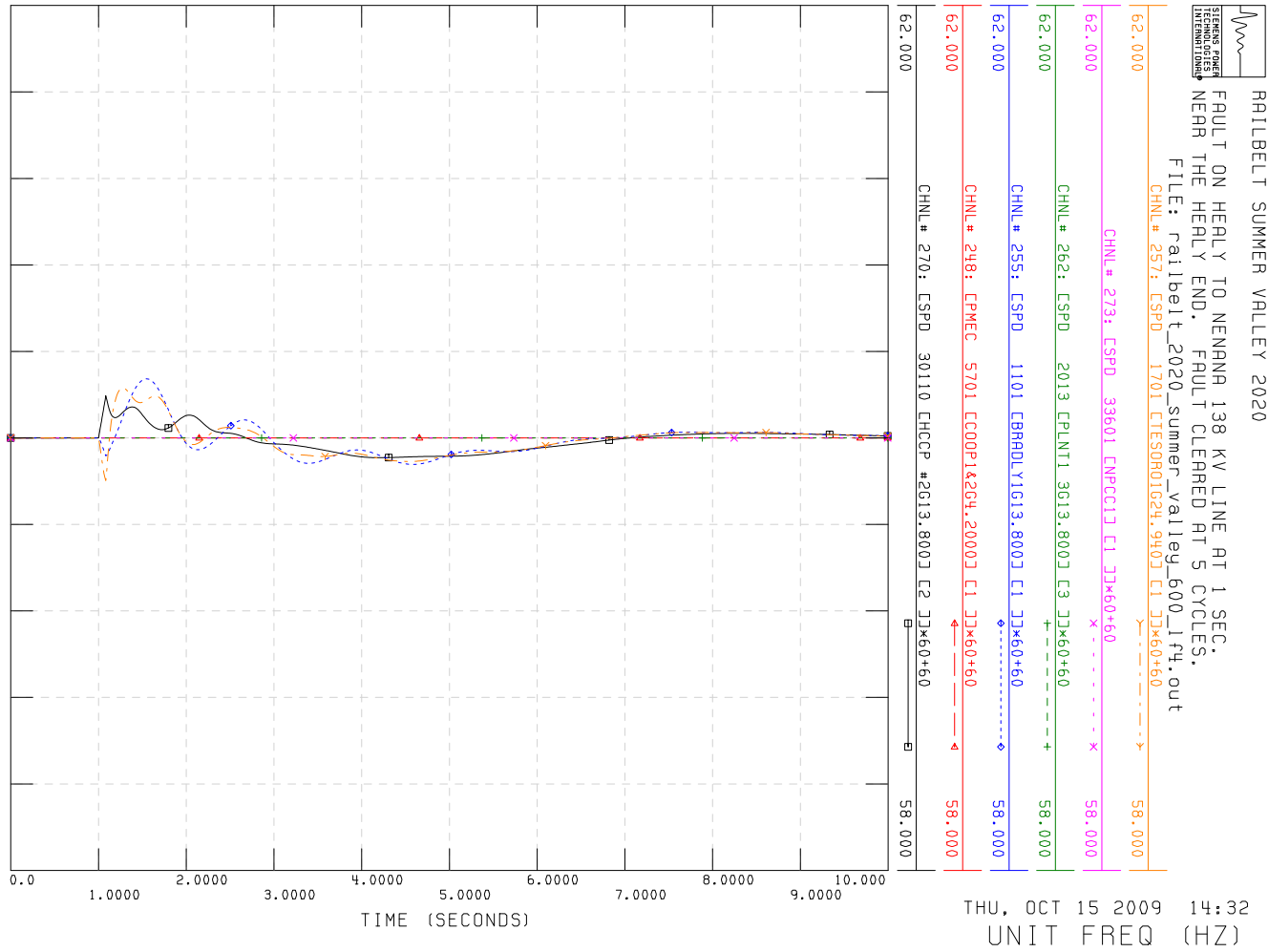
RAILBELT SUMMER VALLEY 2020
FAULT ON HEALY TO NENANA 138 KV LINE AT 1 SEC.
NEAR THE HEALY END. FAULT CLEARED AT 5 CYCLES.
FILE: railbelt_2020_summer_valley_600_lf4.out
CHNL# 257: CSPD 1701 CTESORO1G24.9400 C1 JJ×60+60
CHNL# 273: CSPD 33601 CNPCC1J C1 JJ×60+60
CHNL# 262: CSPD 2013 CPLNT1 3G13.8000 C3 JJ×60+60
CHNL# 255: CSPD 1101 CBRADLY1G13.8000 C1 JJ×60+60
CHNL# 248: CPMEC 5701 CCOOP1&2G4.2000 C1 JJ×60+60
CHNL# 270: CSPD 30110 CHCCP #2G13.8000 C2 JJ×60+60
62.000
58.000
0.0
1.0000
2.0000
3.0000
4.0000
5.0000
6.0000
7.0000
8.0000
9.0000
10.000
TIME (SECONDS)
THU, OCT 15 2009 14:32
UNIT FREQ (HZ)

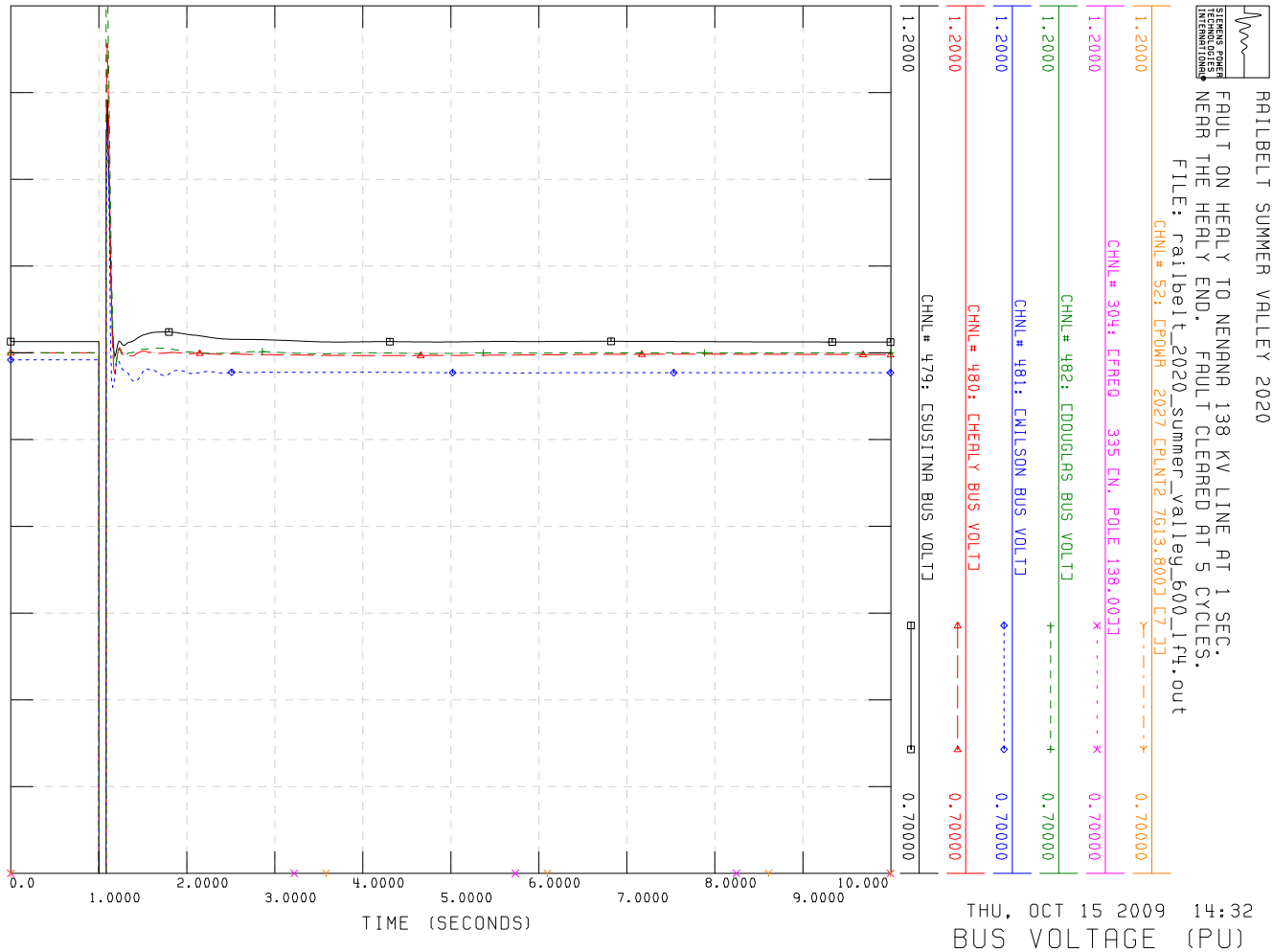
RAILBELT SUMMER VALLEY 2020
FAULT ON HEALY TO NENANA 138 KV LINE AT 1 SEC.
NEAR THE HEALY END. FAULT CLEARED AT 5 CYCLES.
FILE: railbelt_2020_summer_valley_600_lf4.out
CHNL# 52: CPOWR 2027 CPLNT2 7G13.8000 C7 JJ
CHNL# 304: CFREQ 335 CN. POLE 138.000JJ
CHNL# 482: CDOUGLAS BUS VOLTJ
CHNL# 481: CWILSON BUS VOLTJ
CHNL# 480: CHEALY BUS VOLTJ
CHNL# 479: CSUSITNA BUS VOLTJ
1.2000
0.70000
0.0
1.0000
2.0000
3.0000
4.0000
5.0000
6.0000
7.0000
8.0000
9.0000
10.000
TIME (SECONDS)
THU, OCT 15 2009 14:32
BUS VOLTAGE (PU)

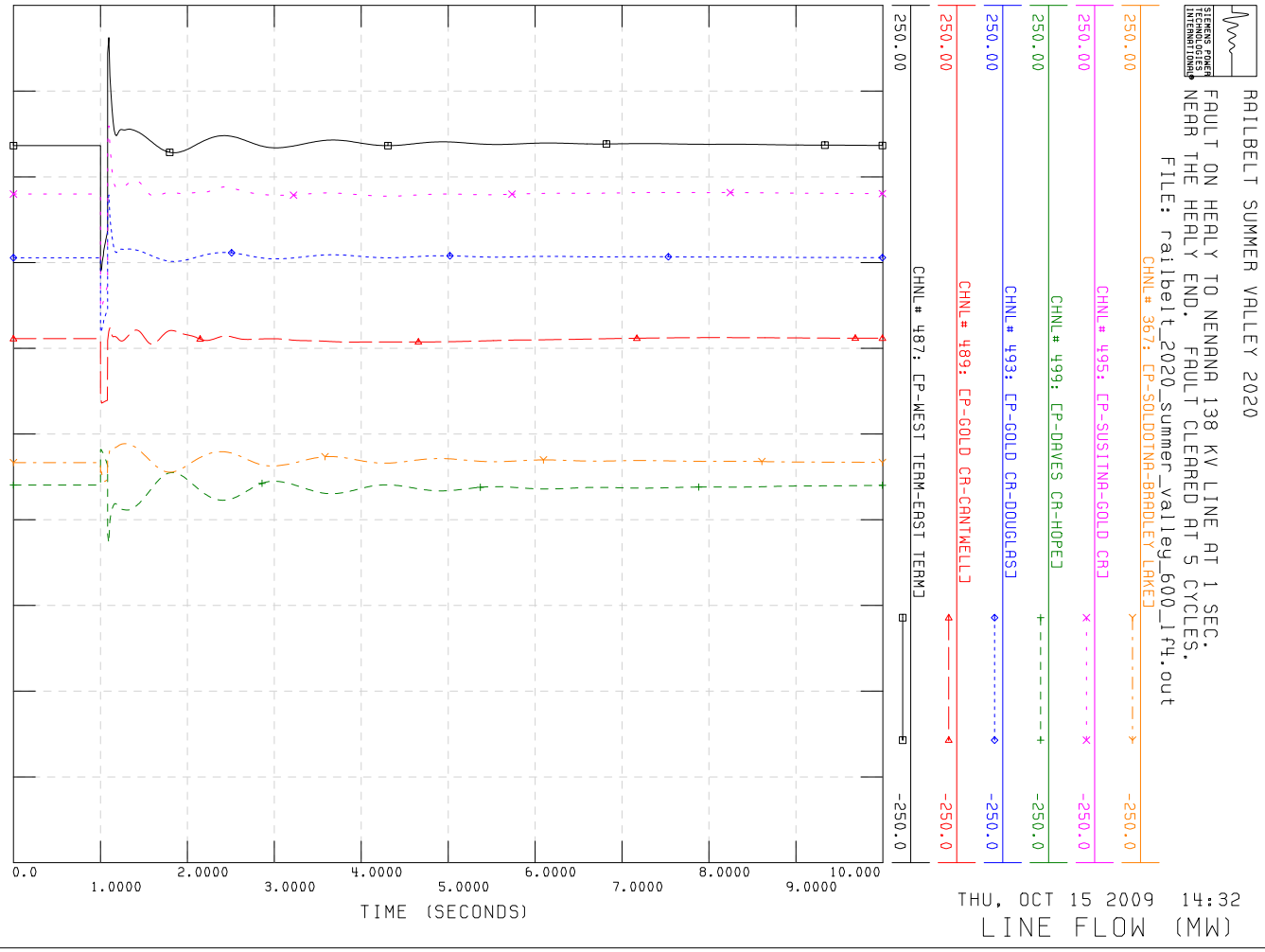
RAILBELT SUMMER VALLEY 2020
FAULT ON HEALY TO NENANA 138 KV LINE AT 1 SEC.
NEAR THE HEALY END. FAULT CLEARED AT 5 CYCLES.
FILE: railbelt_2020_summer_valley_600_lf4.out
CHNL# 367: CP-SOLDOTNA-BRADLEY LAKE
CHNL# 495: CP-SUSITNA-GOLD CR
CHNL# 499: CP-DAVES CR-HOPE
CHNL# 493: CP-GOLD CR-DOUGLAS
CHNL# 489: CP-GOLD CR-CANTWELL
CHNL# 487: CP-WEST TERM-EAST TERM
250.00
-250.0
0.0
1.0000
2.0000
3.0000
4.0000
5.0000
6.0000
7.0000
8.0000
9.0000
10.000
TIME (SECONDS)
THU, OCT 15 2009 14:32
LINE FLOW (MW)

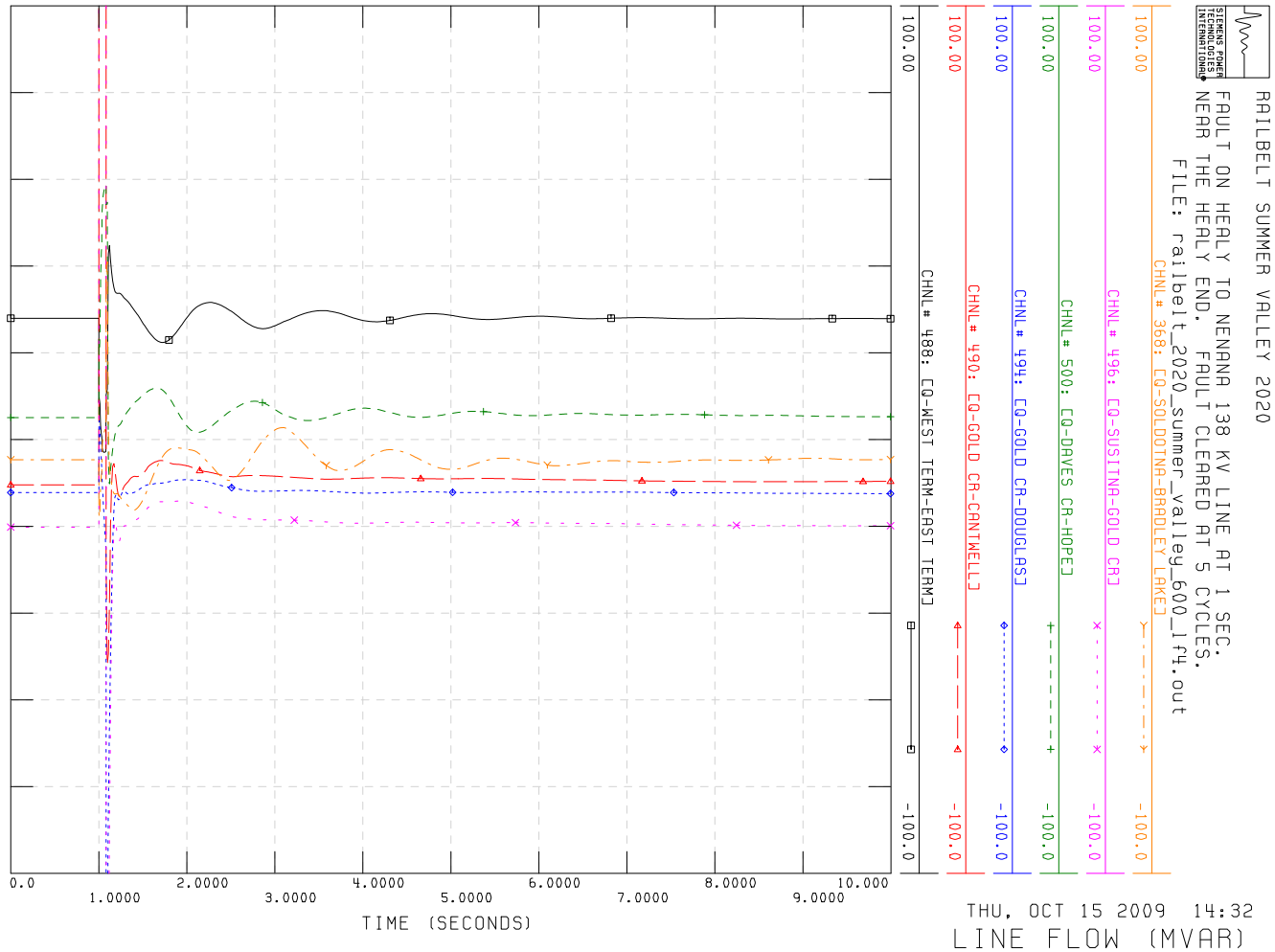
RAILBELT SUMMER VALLEY 2020
FAULT ON HEALY TO NENANA 138 KV LINE AT 1 SEC.
NEAR THE HEALY END. FAULT CLEARED AT 5 CYCLES.
FILE: railbelt_2020_summer_valley_600_lf4.out
CHNL# 368: CQ-SOLDOTNA-BRADLEY LAKE
CHNL# 496: CQ-SUSITNA-GOLD CR
CHNL# 500: CQ-DAVES CR-HOPE
CHNL# 494: CQ-GOLD CR-DOUGLAS
CHNL# 490: CQ-GOLD CR-CANTWELL
CHNL# 488: CQ-WEST TERM-EAST TERM
100.00
-100.0
0.0
1.0000
2.0000
3.0000
4.0000
5.0000
6.0000
7.0000
8.0000
9.0000
10.000
TIME (SECONDS)
THU, OCT 15 2009 14:32
LINE FLOW (MVAR)

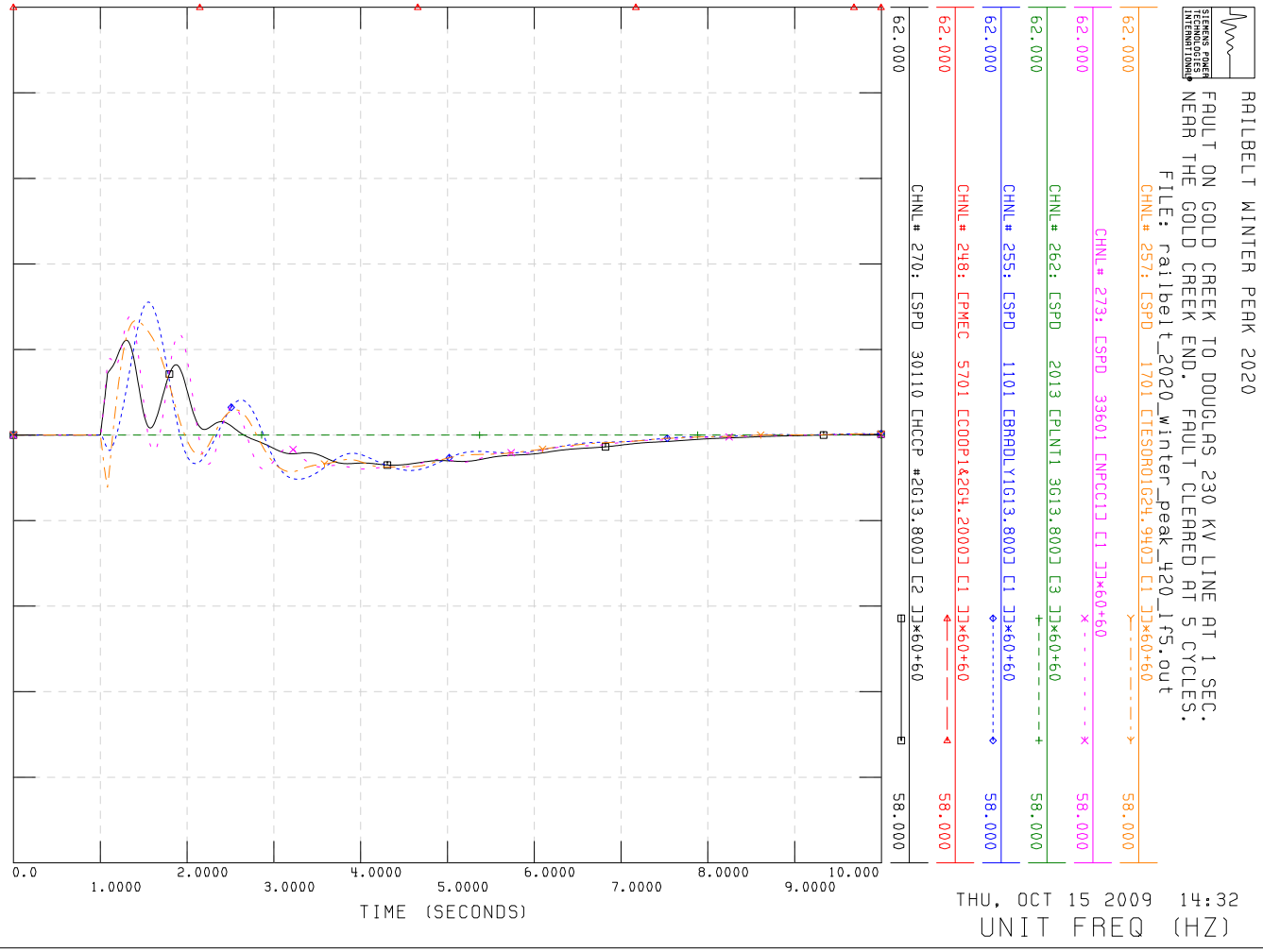
RAILBELT WINTER PEAK 2020
FAULT ON GOLD CREEK TO DOUGLAS 230 KV LINE AT 1 SEC.
NEAR THE GOLD CREEK END. FAULT CLEARED AT 5 CYCLES.
FILE: railbelt_2020_winter_peak_420_lf5.out
CHNL# 257: CSPD 1701 CTESORO1G24.9400 C1 JJ×60+60
CHNL# 273: CSPD 33601 CNPCC1J C1 JJ×60+60
CHNL# 262: CSPD 2013 CPLNT1 3G13.800J C3 JJ×60+60
CHNL# 255: CSPD 1101 CBRADLY1G13.800J C1 JJ×60+60
CHNL# 248: CPMEC 5701 CCOOP1&2G4.2000J C1 JJ×60+60
CHNL# 270: CSPD 30110 CHCCP #2G13.800J C2 JJ×60+60
62.000
58.000
0.0
1.0000
2.0000
3.0000
4.0000
5.0000
6.0000
7.0000
8.0000
9.0000
10.000
TIME (SECONDS)
THU, OCT 15 2009 14:32
UNIT FREQ (HZ)

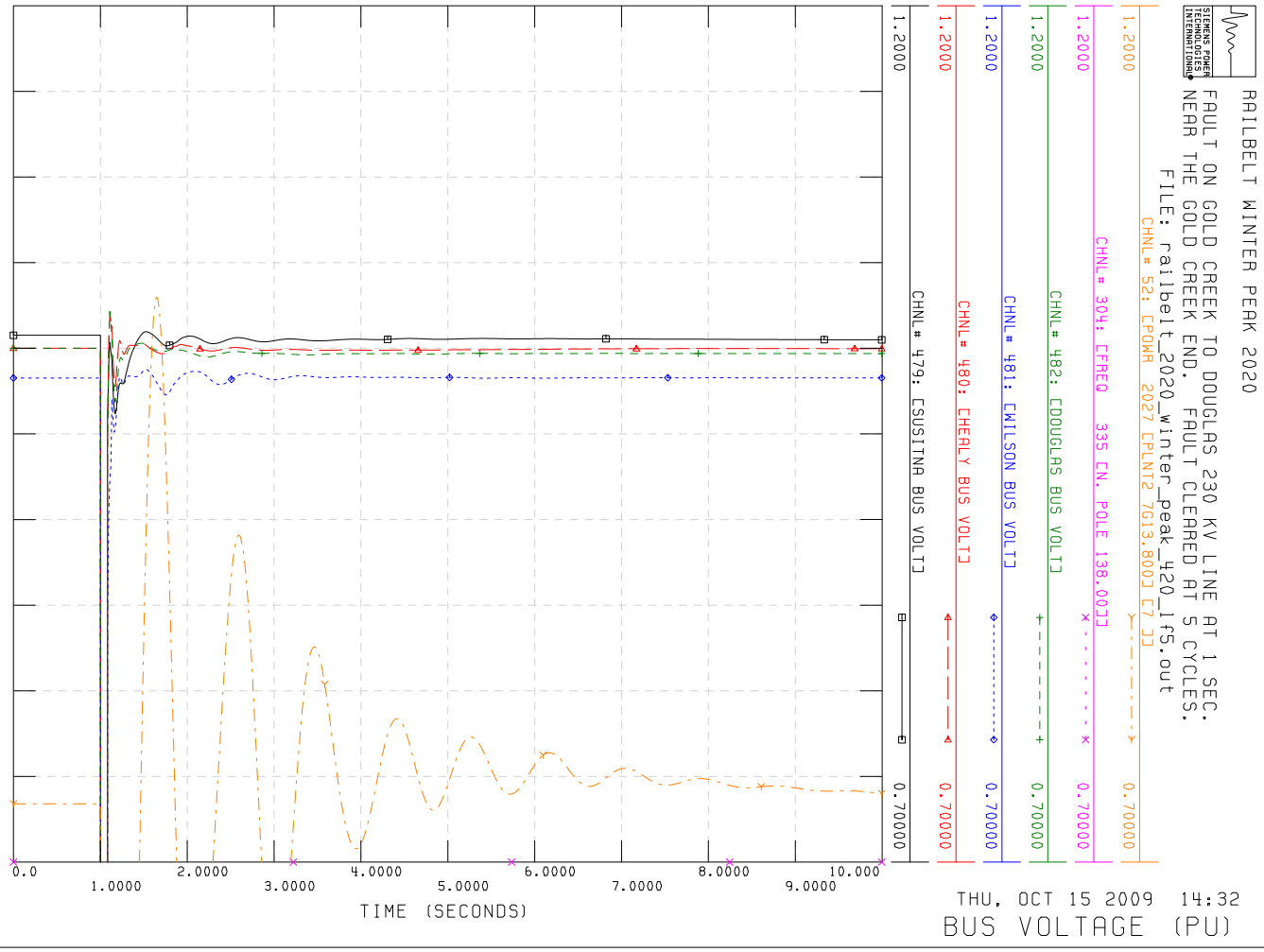
RAILBELT WINTER PEAK 2020
FAULT ON GOLD CREEK TO DOUGLAS 230 KV LINE AT 1 SEC.
NEAR THE GOLD CREEK END. FAULT CLEARED AT 5 CYCLES.
FILE: railbelt_2020_winter_peak_420_lf5.out
CHNL# 52: CPOWR 2027 CPLNT2 7613.800J C7 JJ
CHNL# 304: CFREQ 335 CN. POLE 138.00JJ
CHNL# 482: CDOUGLAS BUS VOLTJ
CHNL# 481: CWILSON BUS VOLTJ
CHNL# 480: CHEALY BUS VOLTJ
CHNL# 479: CSUSITNA BUS VOLTJ
1.2000
0.70000
0.0
1.0000
2.0000
3.0000
4.0000
5.0000
6.0000
7.0000
8.0000
9.0000
10.000
TIME (SECONDS)
THU, OCT 15 2009 14:32
BUS VOLTAGE (PU)

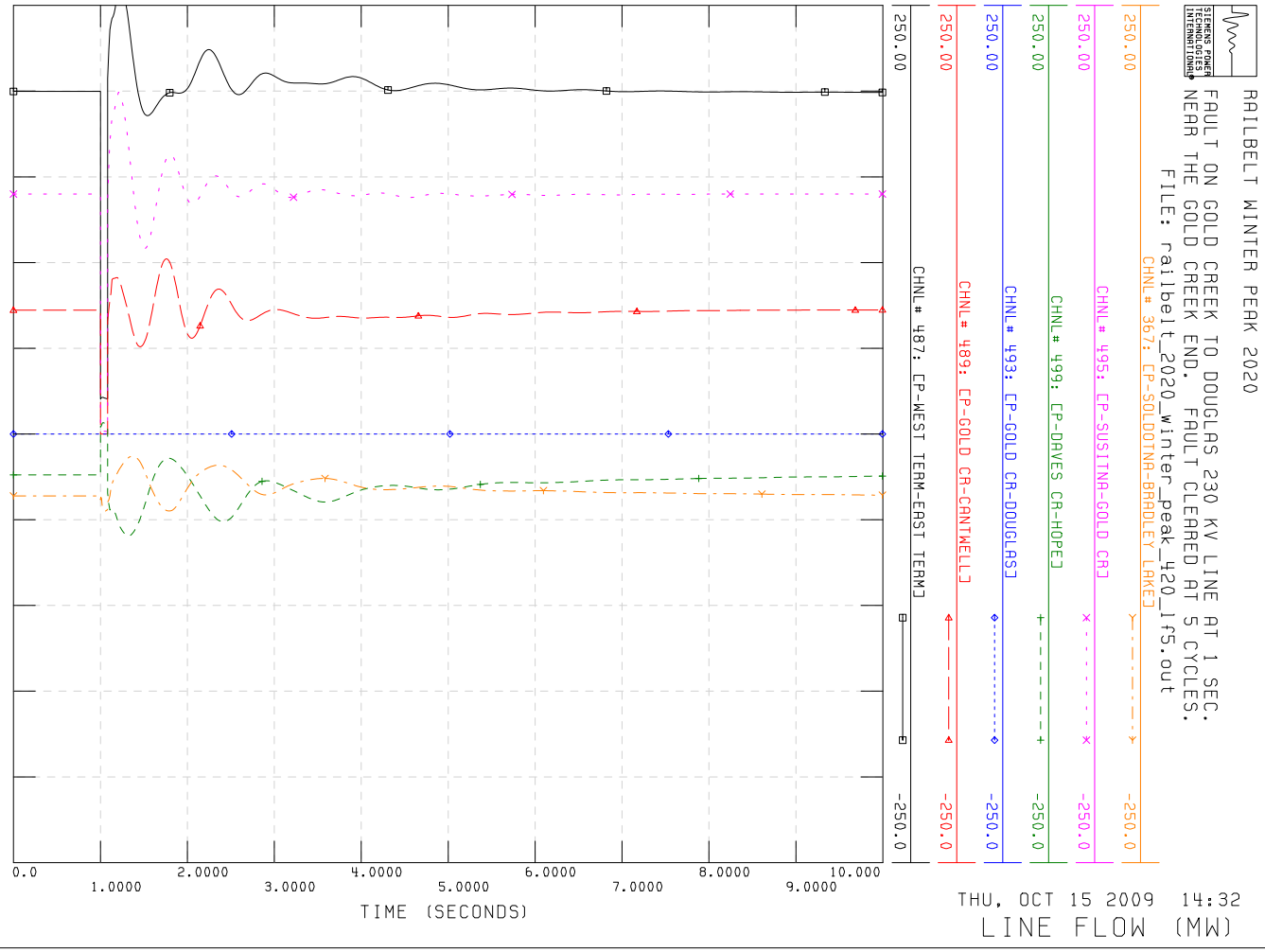
RAILBELT WINTER PEAK 2020
FAULT ON GOLD CREEK TO DOUGLAS 230 KV LINE AT 1 SEC.
NEAR THE GOLD CREEK END. FAULT CLEARED AT 5 CYCLES.
FILE: railbelt_2020_winter_peak_420_lf5.out
CHNL# 367: CP-SOLDOTNA-BRADLEY LAKE
CHNL# 495: CP-SUSITNA-GOLD CR
CHNL# 499: CP-DAVES CR-HOPE
CHNL# 493: CP-GOLD CR-DOUGLAS
CHNL# 489: CP-GOLD CR-CANTWELL
CHNL# 487: CP-WEST TERM-EAST TERM
250.00
-250.0
0.0
1.0000
2.0000
3.0000
4.0000
5.0000
6.0000
7.0000
8.0000
9.0000
10.000
TIME (SECONDS)
THU, OCT 15 2009 14:32
LINE FLOW (MW)

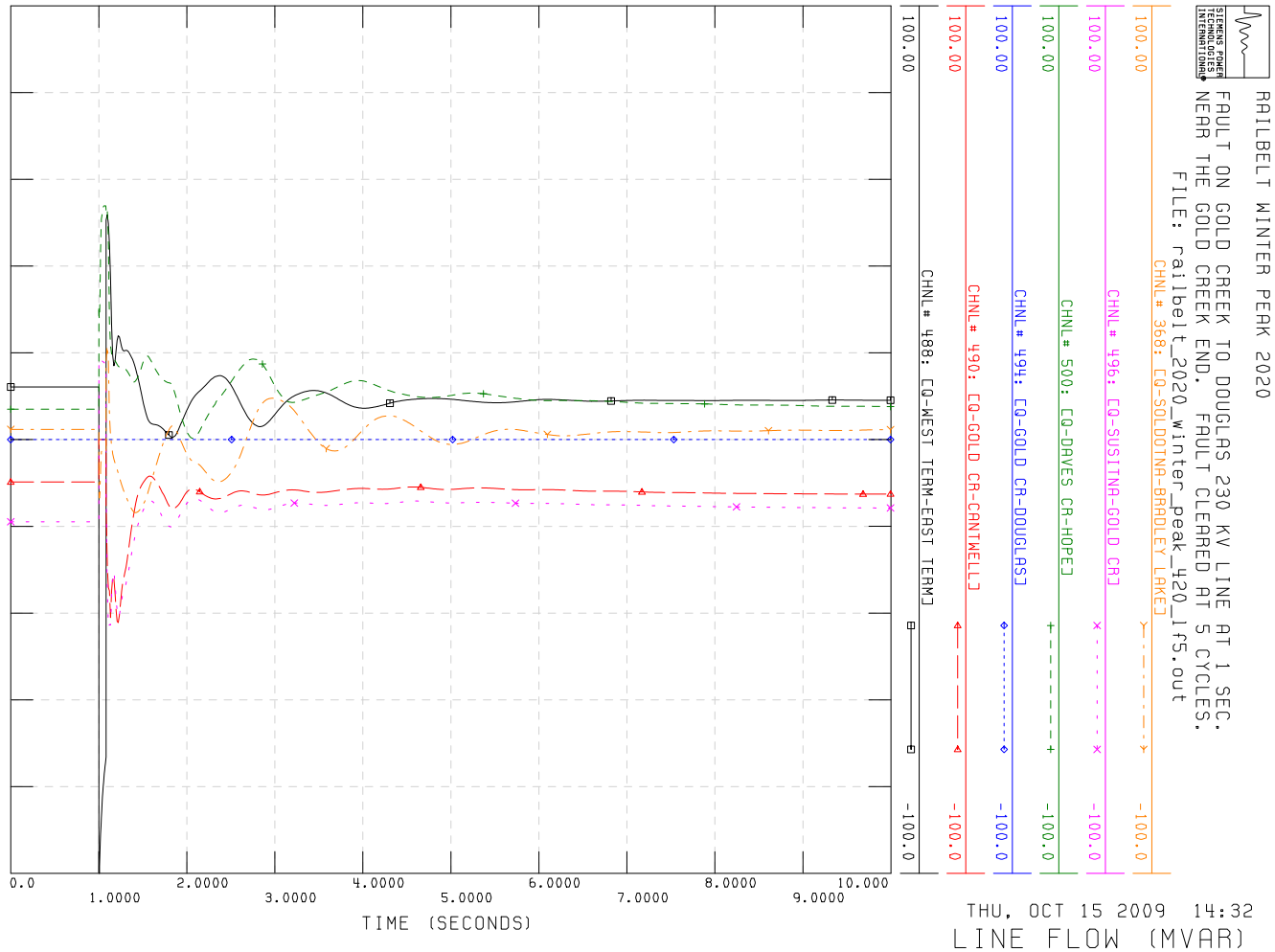
RAILBELT WINTER PEAK 2020
FAULT ON GOLD CREEK TO DOUGLAS 230 KV LINE AT 1 SEC.
NEAR THE GOLD CREEK END. FAULT CLEARED AT 5 CYCLES.
FILE: railbelt_2020_winter_peak_420_lf5.out
CHNL# 368: CQ-SOLDOTNA-BRADLEY LAKE
CHNL# 496: CQ-SUSITNA-GOLD CR
CHNL# 500: CQ-DAVES CR-HOPE
CHNL# 494: CQ-GOLD CR-DOUGLAS
CHNL# 490: CQ-GOLD CR-CANTWELL
CHNL# 488: CQ-WEST TERM-EAST TERM
100.00
-100.0
0.0
1.0000
2.0000
3.0000
4.0000
5.0000
6.0000
7.0000
8.0000
9.0000
10.000
TIME (SECONDS)
THU, OCT 15 2009 14:32
LINE FLOW (MVAR)

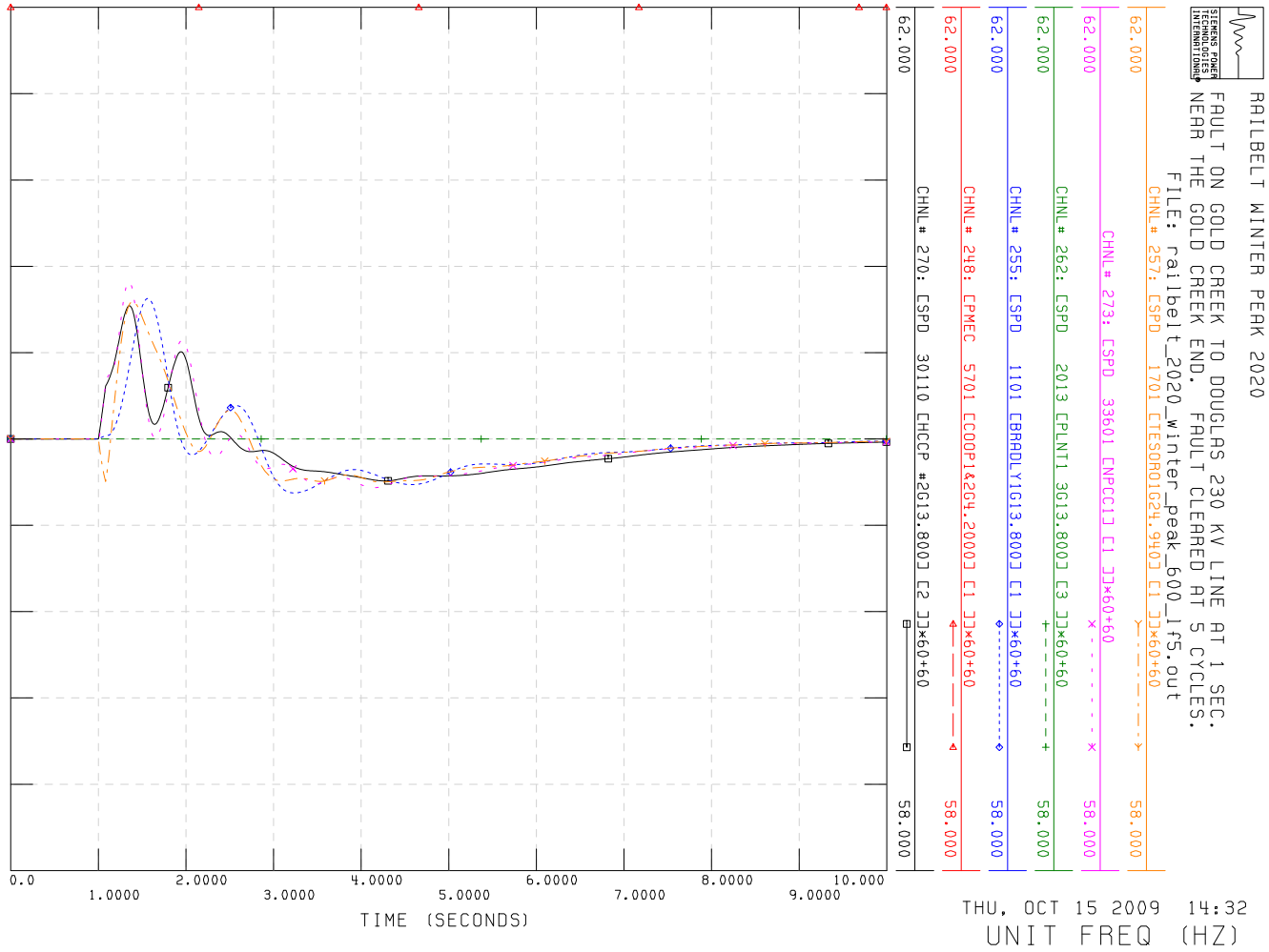
RAILBELT WINTER PEAK 2020
FAULT ON GOLD CREEK TO DOUGLAS 230 KV LINE AT 1 SEC.
NEAR THE GOLD CREEK END. FAULT CLEARED AT 5 CYCLES.
FILE: railbelt_2020_winter_peak_600_lf5.out
CHNL# 257: CSPD 1701 CTESORO1G24.9400 C1 JJ×60+60
CHNL# 273: CSPD 33601 CNPCC1J C1 JJ×60+60
CHNL# 262: CSPD 2013 CPLNT1 3G13.800J C3 JJ×60+60
CHNL# 255: CSPD 1101 CBRADLY1G13.800J C1 JJ×60+60
CHNL# 248: CPMEC 5701 CCOOP1&2G4.2000J C1 JJ×60+60
CHNL# 270: CSPD 30110 CHCCP #2G13.800J C2 JJ×60+60
62.000
58.000
0.0
1.0000
2.0000
3.0000
4.0000
5.0000
6.0000
7.0000
8.0000
9.0000
10.000
TIME (SECONDS)
THU, OCT 15 2009 14:32
UNIT FREQ (HZ)

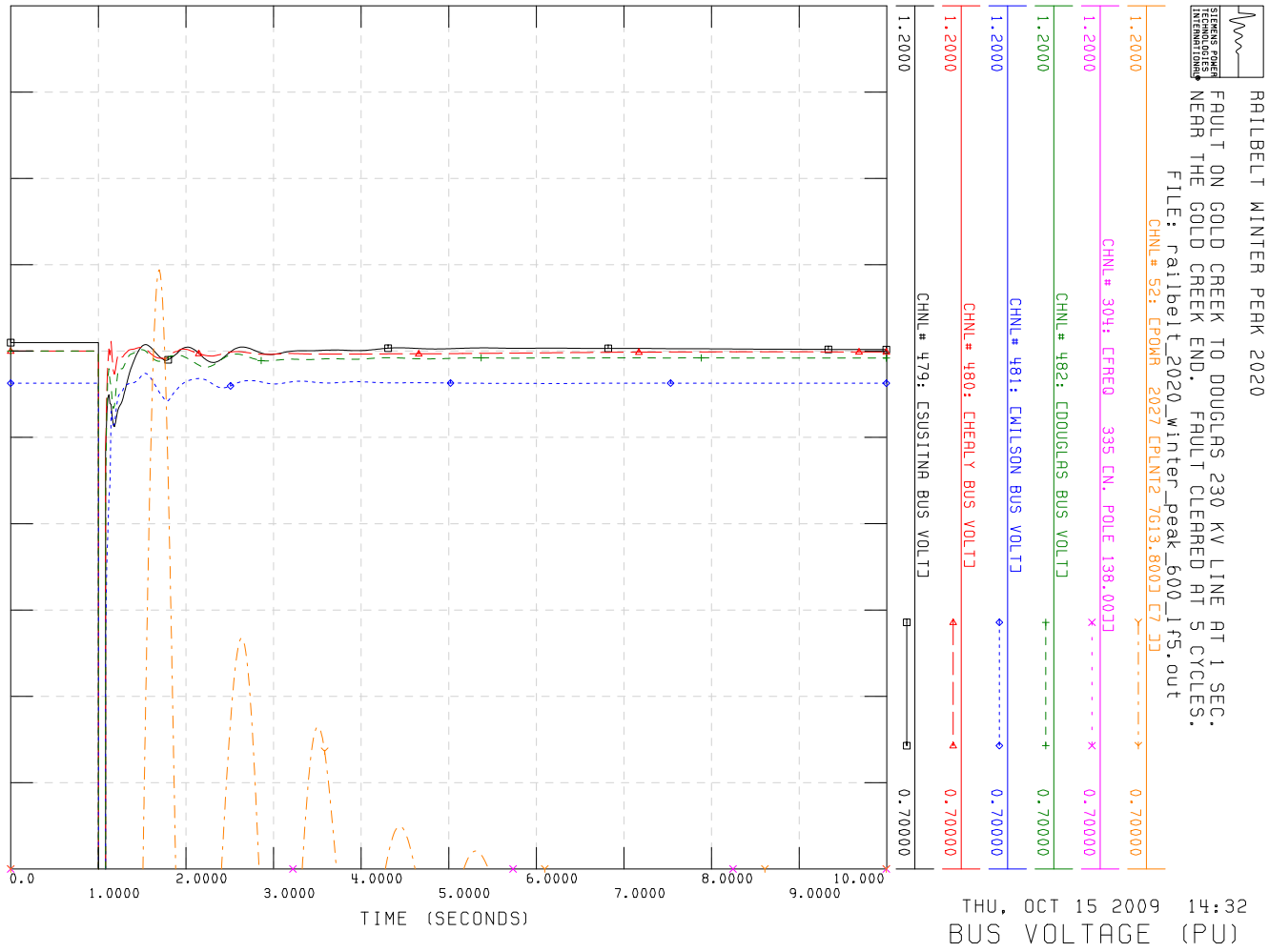
RAILBELT WINTER PEAK 2020
FAULT ON GOLD CREEK TO DOUGLAS 230 KV LINE AT 1 SEC.
NEAR THE GOLD CREEK END. FAULT CLEARED AT 5 CYCLES.
FILE: railbelt_2020_winter_peak_600_lf5.out
CHNL# 52: CPOWR 2027 CPLNT2 7613.800J C7 JJ
CHNL# 304: CFREQ 335 CN. POLE 138.00JJ
CHNL# 482: CDOUGLAS BUS VOLTJ
CHNL# 481: CWILSON BUS VOLTJ
CHNL# 480: CHEALY BUS VOLTJ
CHNL# 479: CSUSITNA BUS VOLTJ
1.2000
0.70000
0.0
1.0000
2.0000
3.0000
4.0000
5.0000
6.0000
7.0000
8.0000
9.0000
10.000
TIME (SECONDS)
THU, OCT 15 2009 14:32
BUS VOLTAGE (PU)

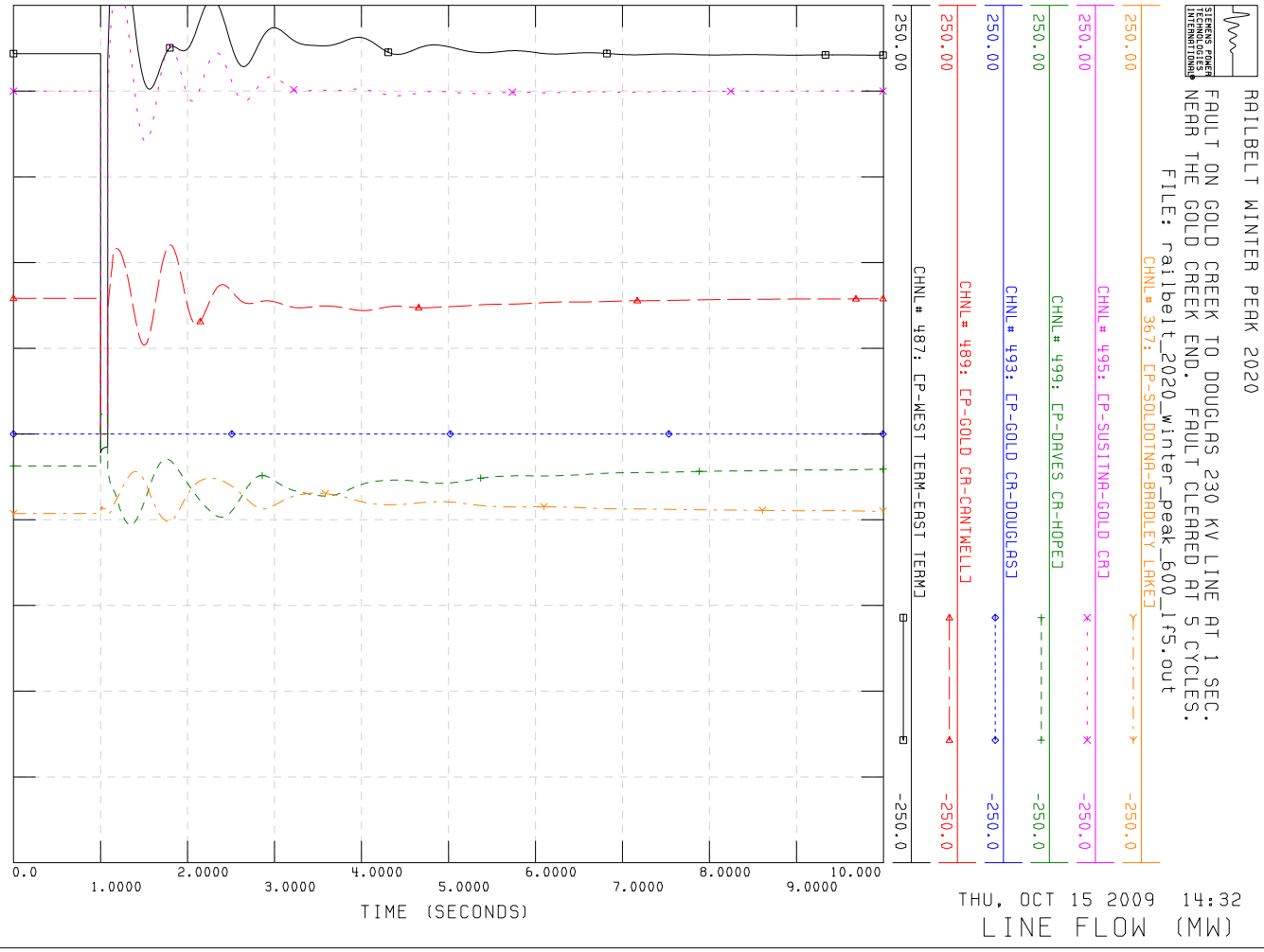
RAILBELT WINTER PEAK 2020
FAULT ON GOLD CREEK TO DOUGLAS 230 KV LINE AT 1 SEC.
NEAR THE GOLD CREEK END. FAULT CLEARED AT 5 CYCLES.
FILE: railbelt_2020_winter_peak_600_lf5.out
CHNL# 367: CP-SOLDOTNA-BRADLEY LAKE
CHNL# 495: CP-SUSITNA-GOLD CR
CHNL# 499: CP-DAVES CR-HOPE
CHNL# 493: CP-GOLD CR-DOUGLAS
CHNL# 489: CP-GOLD CR-CANTWELL
CHNL# 487: CP-WEST TERM-EAST TERM
250.00
-250.0
0.0
1.0000
2.0000
3.0000
4.0000
5.0000
6.0000
7.0000
8.0000
9.0000
10.000
TIME (SECONDS)
THU, OCT 15 2009 14:32
LINE FLOW (MW)

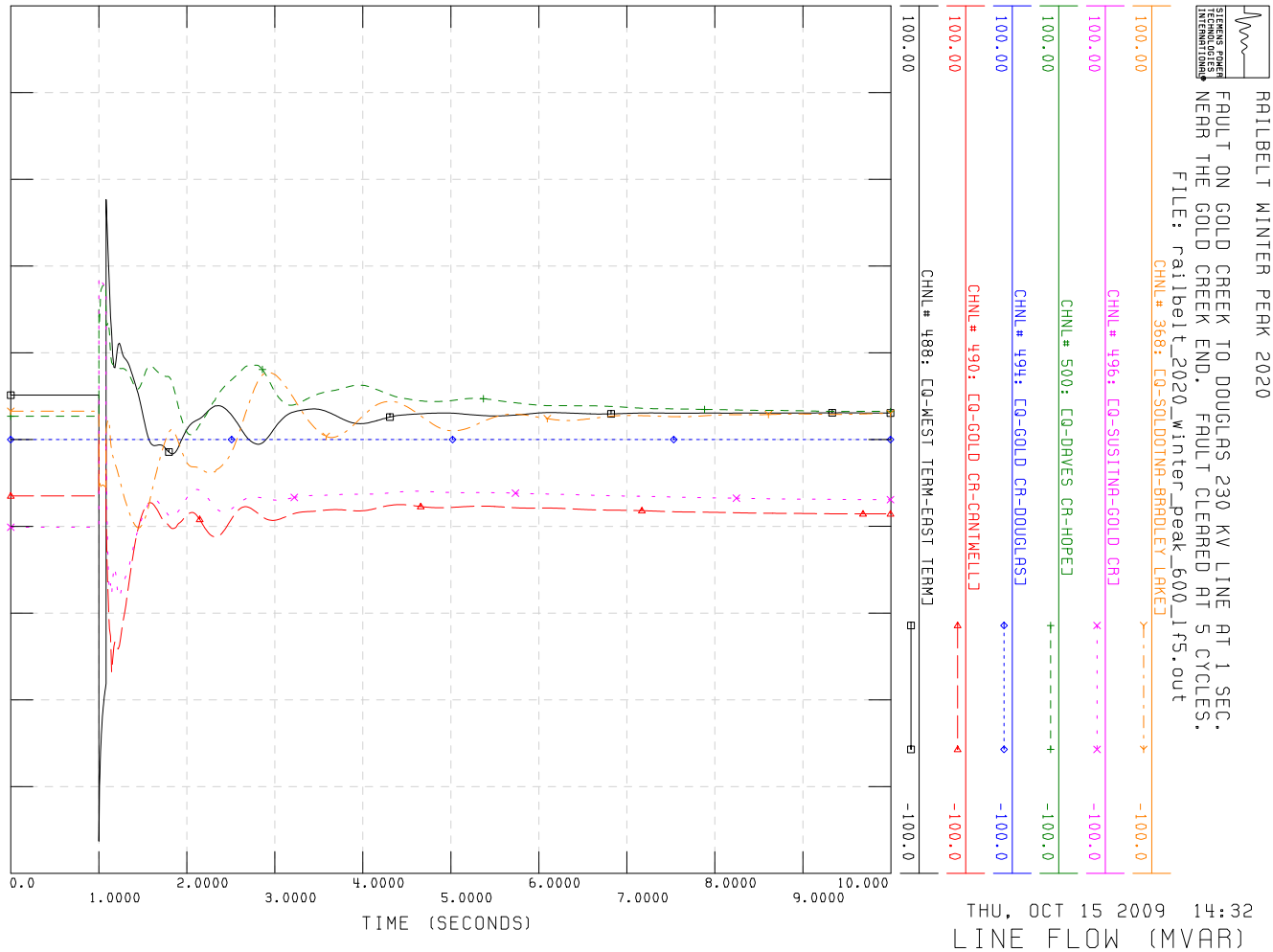
RAILBELT WINTER PEAK 2020
FAULT ON GOLD CREEK TO DOUGLAS 230 KV LINE AT 1 SEC.
NEAR THE GOLD CREEK END. FAULT CLEARED AT 5 CYCLES.
FILE: railbelt_2020_winter_peak_600_lf5.out
CHNL# 368: CQ-SOLDOTNA-BRADLEY LAKE
CHNL# 496: CQ-SUSITNA-GOLD CR
CHNL# 500: CQ-DAVES CR-HOPE
CHNL# 494: CQ-GOLD CR-DOUGLAS
CHNL# 490: CQ-GOLD CR-CANTWELL
CHNL# 488: CQ-WEST TERM-EAST TERM
100.00
-100.0
0.0
1.0000
2.0000
3.0000
4.0000
5.0000
6.0000
7.0000
8.0000
9.0000
10.000
TIME (SECONDS)
THU, OCT 15 2009 14:32
LINE FLOW (MVAR)

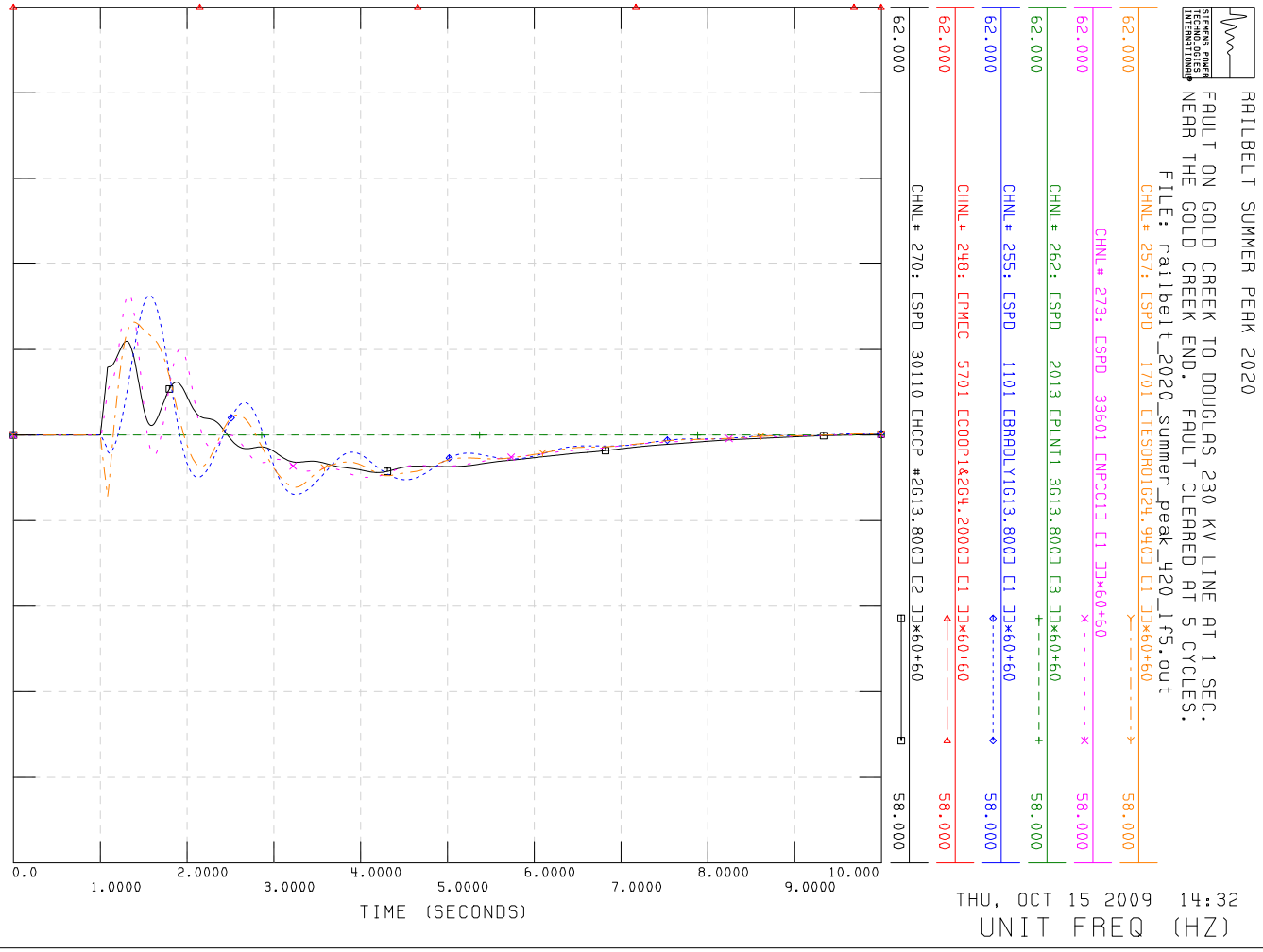
RAILBELT SUMMER PEAK 2020
FAULT ON GOLD CREEK TO DOUGLAS 230 KV LINE AT 1 SEC.
NEAR THE GOLD CREEK END. FAULT CLEARED AT 5 CYCLES.
FILE: railbelt_2020_summer_peak_420_lf5.out
CHNL# 257: CSPD 1701 CTESORO1G24.9400 C1 JJ×60+60
CHNL# 273: CSPD 33601 CNPCC1J C1 JJ×60+60
CHNL# 262: CSPD 2013 CPLNT1 3G13.8000 C3 JJ×60+60
CHNL# 255: CSPD 1101 CBRADLY1G13.8000 C1 JJ×60+60
CHNL# 248: CPMEC 5701 CCOOP1&2G4.2000 C1 JJ×60+60
CHNL# 270: CSPD 30110 CHCCP #2G13.8000 C2 JJ×60+60
62.000
58.000
0.0
1.0000
2.0000
3.0000
4.0000
5.0000
6.0000
7.0000
8.0000
9.0000
10.000
TIME (SECONDS)
THU, OCT 15 2009 14:32
UNIT FREQ (HZ)

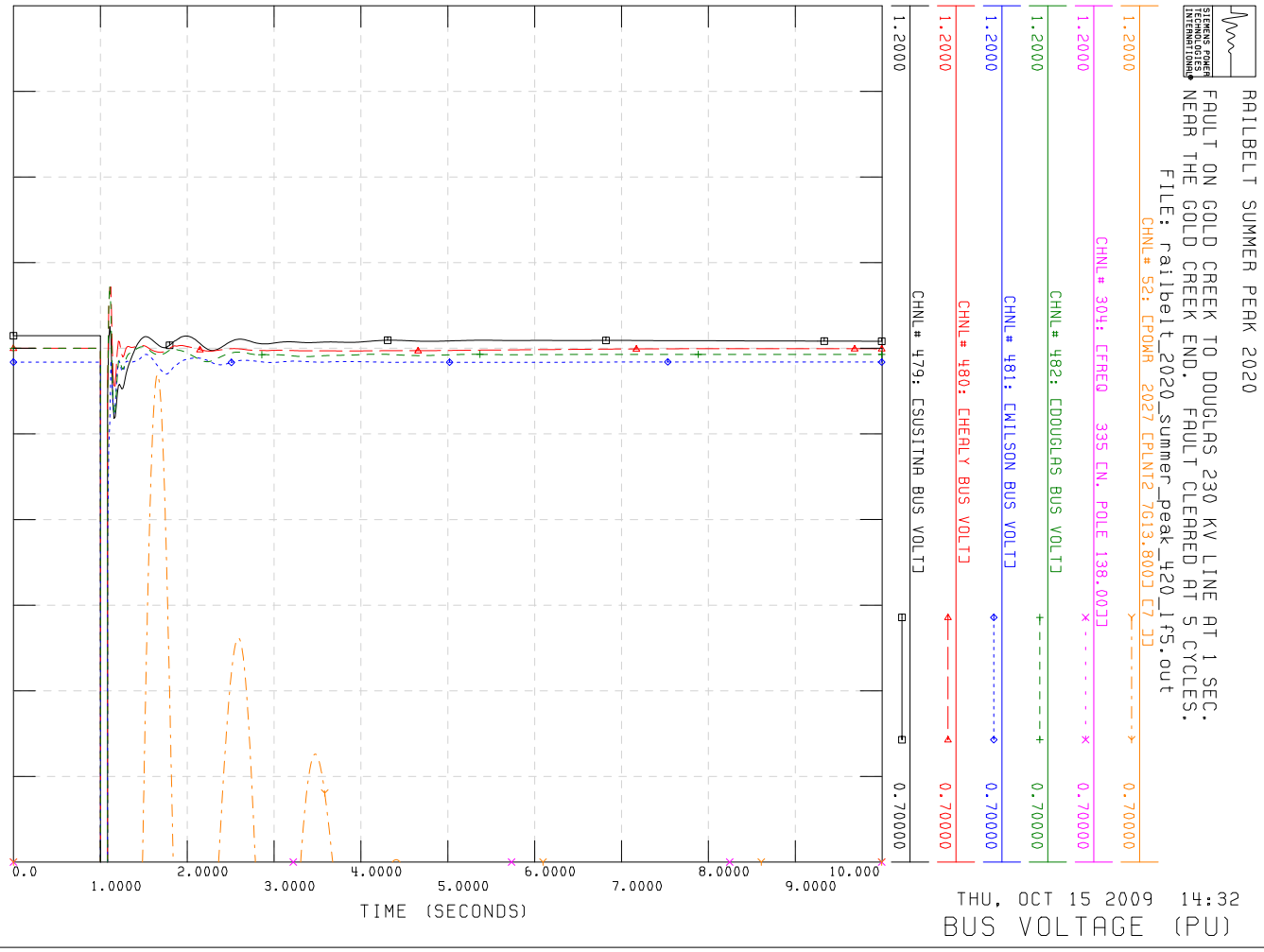
RAILBELT SUMMER PEAK 2020
FAULT ON GOLD CREEK TO DOUGLAS 230 KV LINE AT 1 SEC.
NEAR THE GOLD CREEK END. FAULT CLEARED AT 5 CYCLES.
FILE: railbelt_2020_summer_peak_420_lf5.out
CHNL# 52: CPOWR 2027 CPLNT2 7613.8000 C7 JJ
CHNL# 304: CFREQ 335 CN. POLE 138.000J
CHNL# 482: CDOUGLAS BUS VOLTJ
CHNL# 481: CWILSON BUS VOLTJ
CHNL# 460: CHEALY BUS VOLTJ
CHNL# 479: CSUSITNA BUS VOLTJ
1.2000
0.70000
0.0
1.0000
2.0000
3.0000
4.0000
5.0000
6.0000
7.0000
8.0000
9.0000
10.000
TIME (SECONDS)
THU, OCT 15 2009 14:32
BUS VOLTAGE (PU)

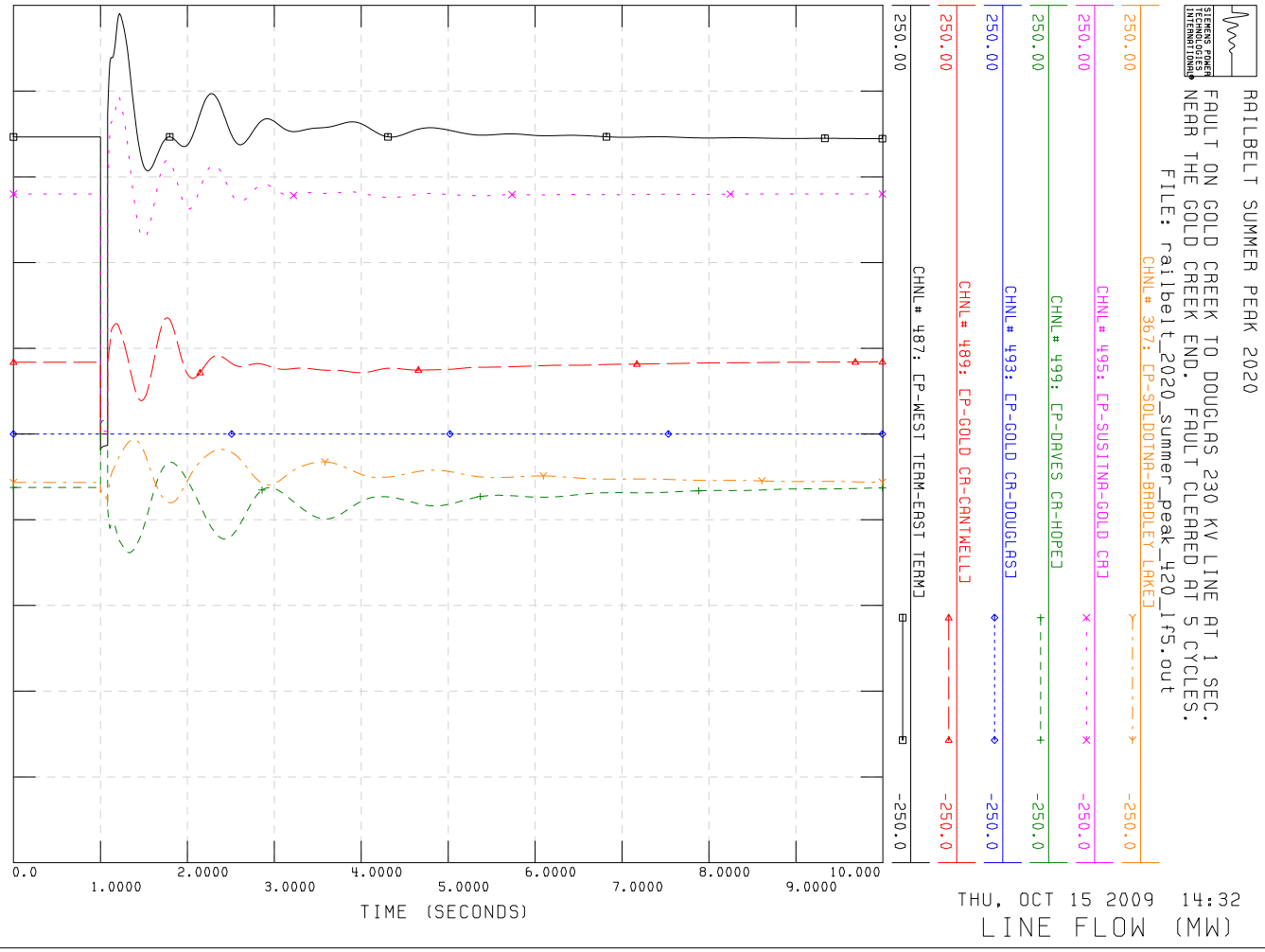
RAILBELT SUMMER PEAK 2020
FAULT ON GOLD CREEK TO DOUGLAS 230 KV LINE AT 1 SEC.
NEAR THE GOLD CREEK END. FAULT CLEARED AT 5 CYCLES.
FILE: railbelt_2020_summer_peak_420_lf5.out
CHNL# 367: CP-SOLDOTNA-BRADLEY LAKE
CHNL# 495: CP-SUSITNA-GOLD CR
CHNL# 499: CP-DAVES CR-HOPE
CHNL# 493: CP-GOLD CR-DOUGLAS
CHNL# 489: CP-GOLD CR-CANTWELL
250.00
-250.0
CHNL# 487: CP-WEST TERM-EAST TERM
0.0
1.0000
2.0000
3.0000
4.0000
5.0000
6.0000
7.0000
8.0000
9.0000
10.000
TIME (SECONDS)
THU, OCT 15 2009 14:32
LINE FLOW (MW)

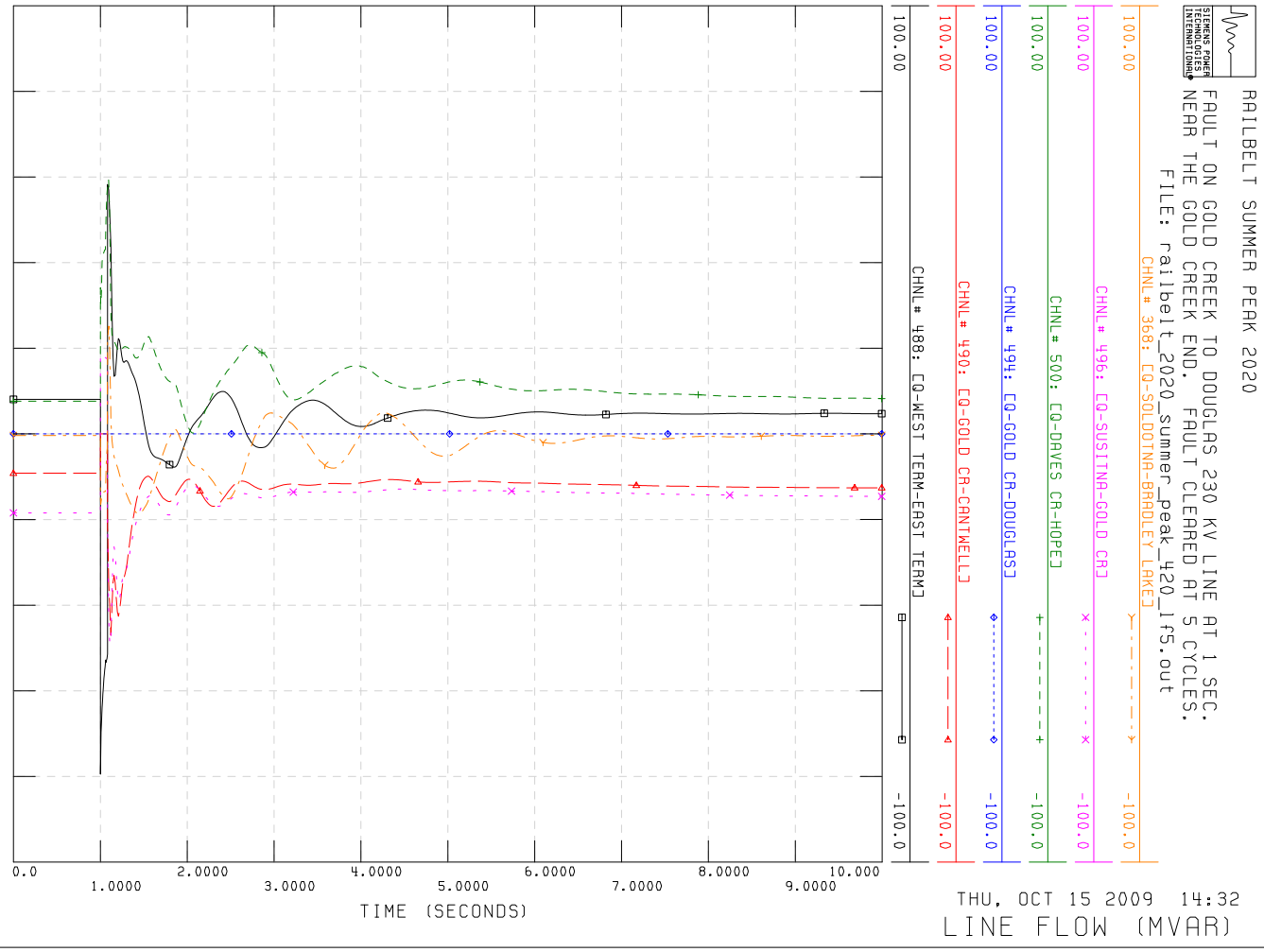
RAILBELT SUMMER PEAK 2020
FAULT ON GOLD CREEK TO DOUGLAS 230 KV LINE AT 1 SEC.
NEAR THE GOLD CREEK END. FAULT CLEARED AT 5 CYCLES.
FILE: railbelt_2020_summer_peak_420_lf5.out
CHNL# 368: CQ-SOLDOTNA-BRADLEY LAKE
CHNL# 496: CQ-SUSITNA-GOLD CR
CHNL# 500: CQ-DAVES CR-HOPE
CHNL# 494: CQ-GOLD CR-DOUGLAS
CHNL# 490: CQ-GOLD CR-CANTWELL
100.00
-100.0
CHNL# 488: CQ-WEST TERM-EAST TERM
0.0
1.0000
2.0000
3.0000
4.0000
5.0000
6.0000
7.0000
8.0000
9.0000
10.000
TIME (SECONDS)
THU, OCT 15 2009 14:32
LINE FLOW (MVAR)

RAILBELT SUMMER PEAK 2020

FAULT ON GOLD CREEK TO DOUGLAS 230 KV LINE AT 1 SEC.
NEAR THE GOLD CREEK END. FAULT CLEARED AT 5 CYCLES.
FILE: railbelt_2020_summer_peak_600_lf5.out

THU, OCT 15 2009 14:32

UNIT FREQ (HZ)

CHNL# 257: [SPD 1701 [TESOR01G24.940] [1]]×60+60
62.000 58.000

CHNL# 273: [SPD 33601 [NPCC1] [1]]×60+60
62.000 58.000

CHNL# 262: [SPD 2013 [PLNT1 3G13.800] [3]]×60+60
62.000 58.000

CHNL# 255: [SPD 1101 [BRADLY1G13.800] [1]]×60+60
62.000 58.000

CHNL# 248: [PMEC 5701 [COOP1&2G4.2000] [1]]×60+60
62.000 58.000

CHNL# 270: [SPD 30110 [HCCP #2G13.800] [2]]×60+60
62.000 58.000

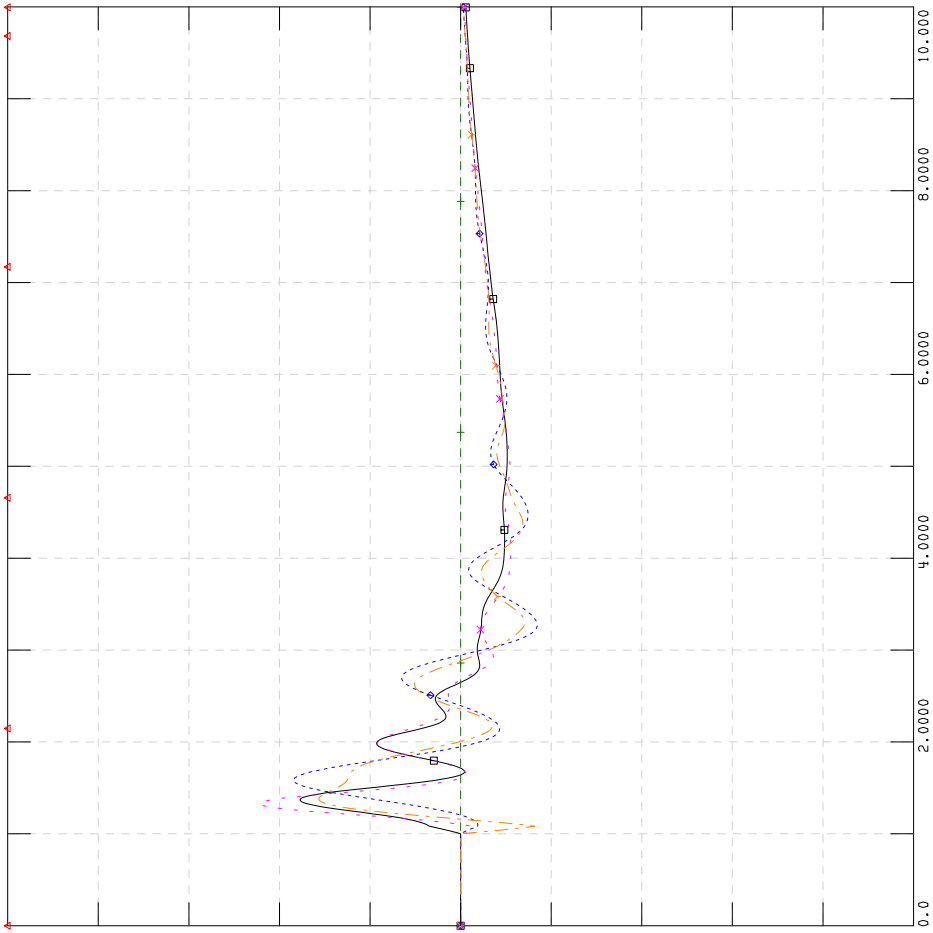

RAILBELT SUMMER PEAK 2020

FAULT ON GOLD CREEK TO DOUGLAS 230 KV LINE AT 1 SEC.
NEAR THE GOLD CREEK END. FAULT CLEARED AT 5 CYCLES.
FILE: railbelt_2020_summer_peak_600_lf5.out

THU, OCT 15 2009 14:32

BUS VOLTAGE (PU)

CHNL# 52: [POWR 2027 [PLNT2 7G13.800] [7]]
1.2000 0.70000

CHNL# 304: [FREQ 335 [N. POLE 138.00]]
1.2000 0.70000

CHNL# 482: [DOUGLAS BUS VOLT]
1.2000 0.70000

CHNL# 481: [WILSON BUS VOLT]
1.2000 0.70000

CHNL# 480: [HEALY BUS VOLT]
1.2000 0.70000

CHNL# 479: [SUSITNA BUS VOLT]
1.2000 0.70000

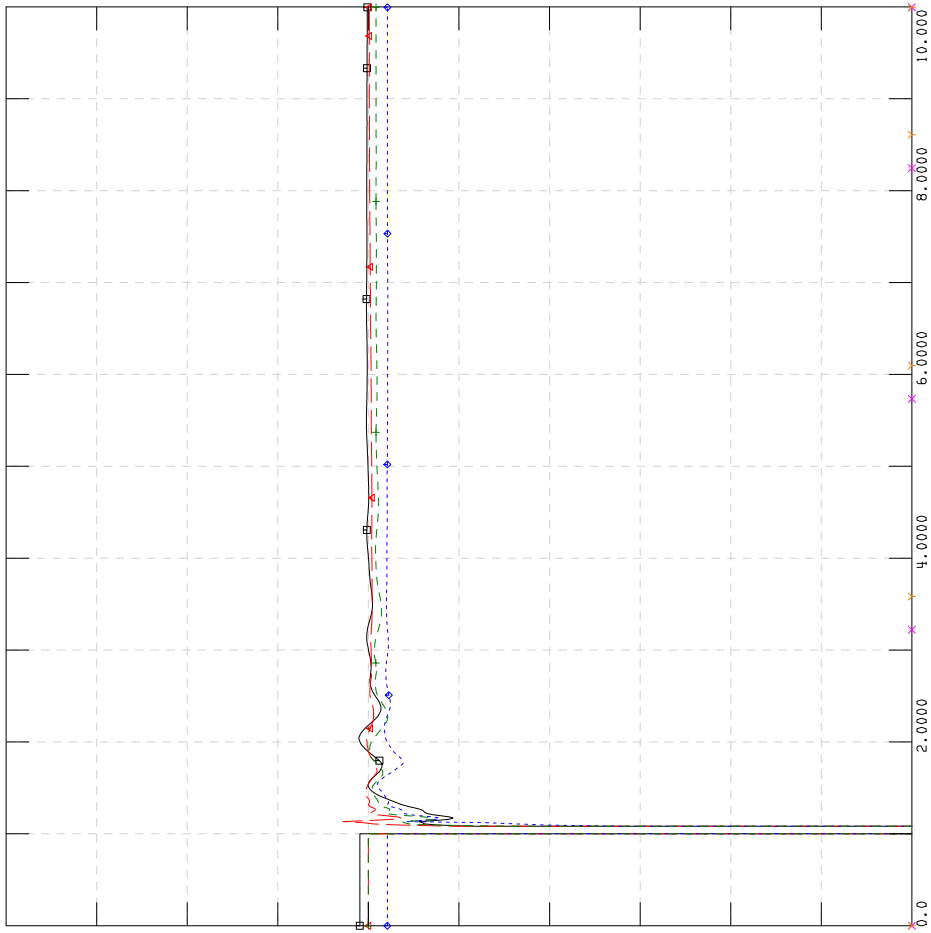

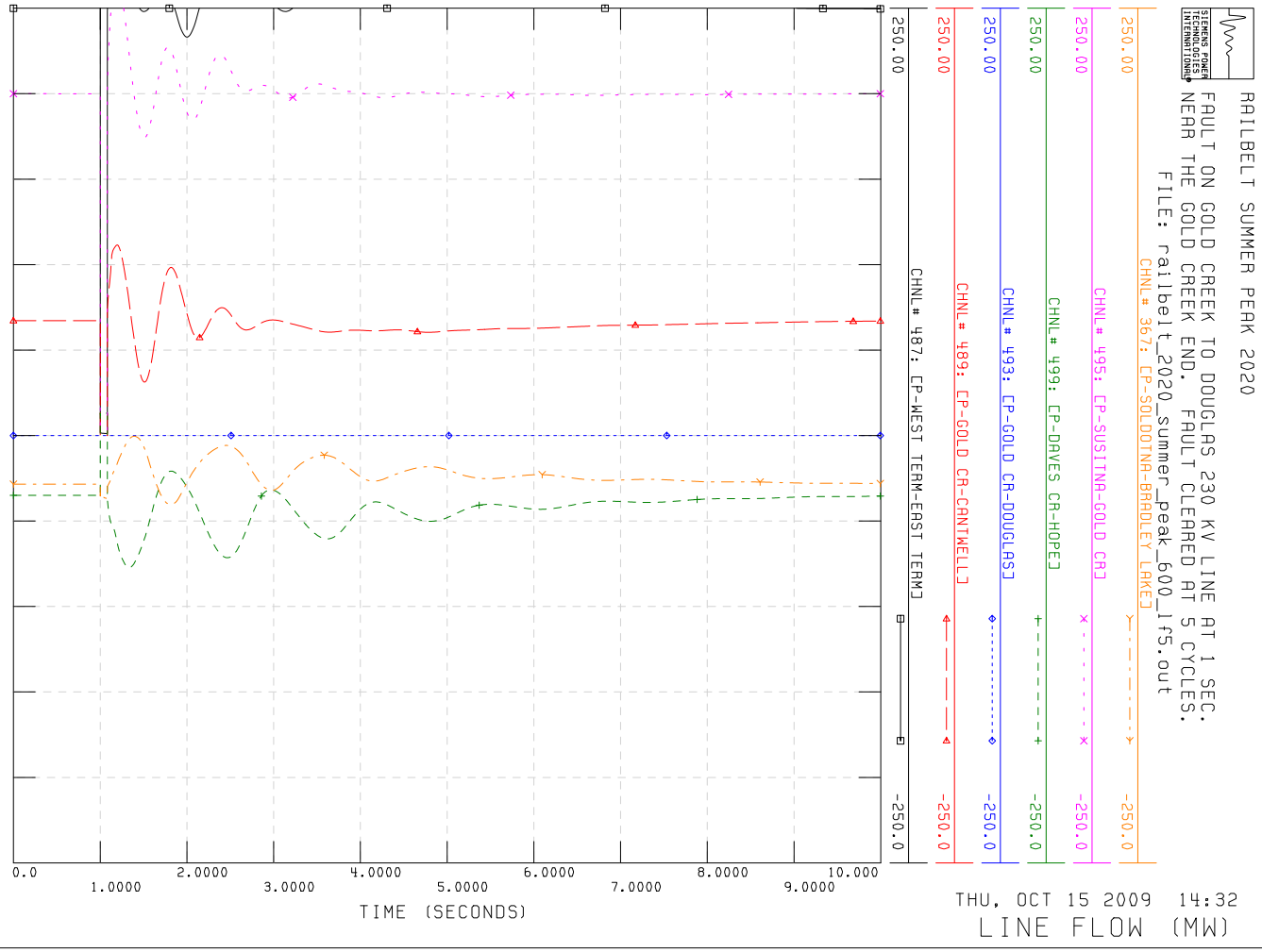
RAILBELT SUMMER PEAK 2020
FAULT ON GOLD CREEK TO DOUGLAS 230 KV LINE AT 1 SEC.
NEAR THE GOLD CREEK END. FAULT CLEARED AT 5 CYCLES.
FILE: railbelt_2020_summer_peak_600_lf5.out
CHNL# 367: CP-SOLDOTNA-BRADLEY LAKE
CHNL# 495: CP-SUSITNA-GOLD CR
CHNL# 499: CP-DAVES CR-HOPE
CHNL# 493: CP-GOLD CR-DOUGLAS
CHNL# 489: CP-GOLD CR-CANTWELL
CHNL# 487: CP-WEST TERM-EAST TERM
250.00
-250.0
0.0
1.0000
2.0000
3.0000
4.0000
5.0000
6.0000
7.0000
8.0000
9.0000
10.000
TIME (SECONDS)
THU, OCT 15 2009 14:32
LINE FLOW (MW)

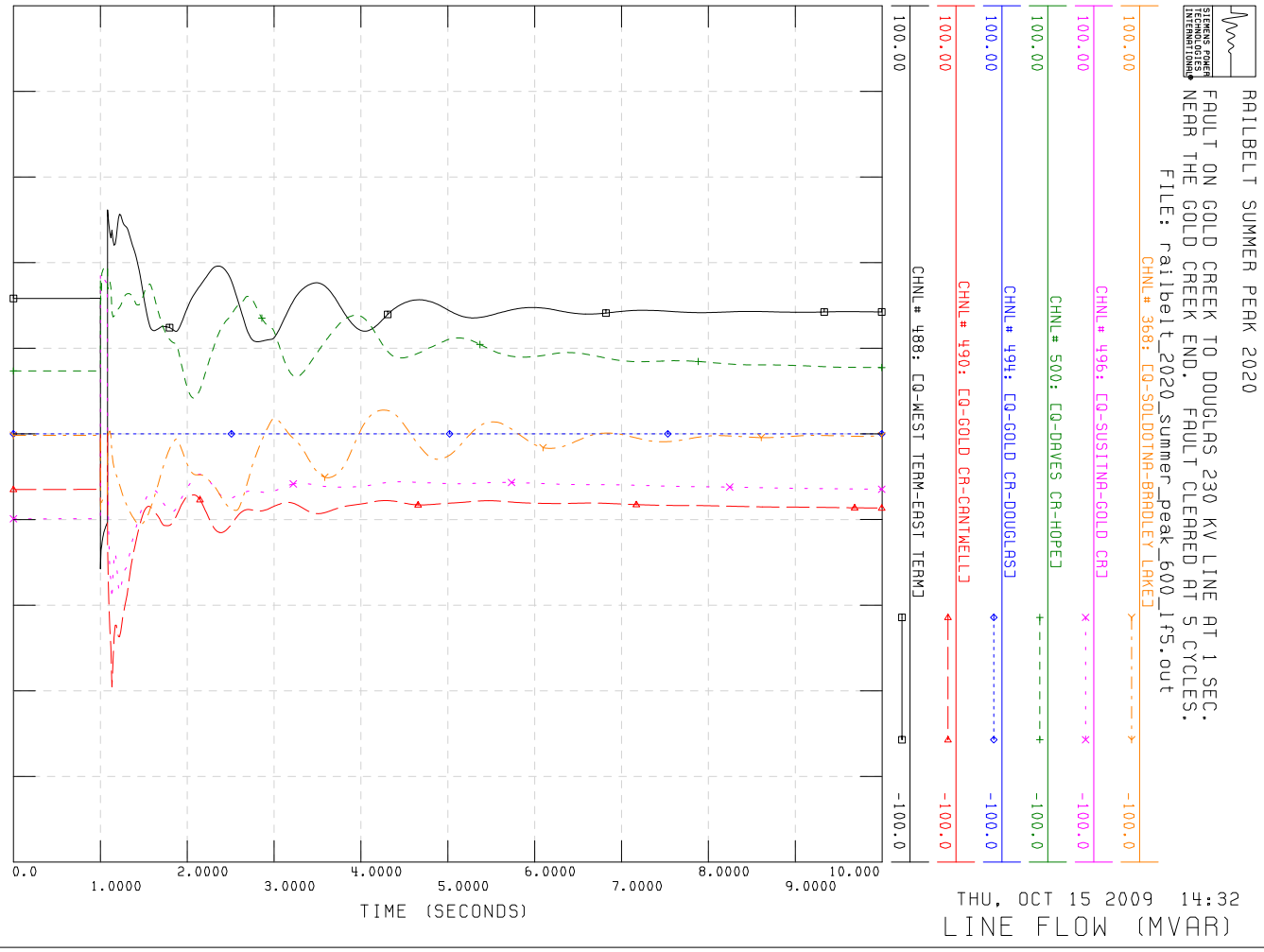
RAILBELT SUMMER PEAK 2020
FAULT ON GOLD CREEK TO DOUGLAS 230 KV LINE AT 1 SEC.
NEAR THE GOLD CREEK END. FAULT CLEARED AT 5 CYCLES.
FILE: railbelt_2020_summer_peak_600_lf5.out
CHNL# 368: CQ-SOLDOTNA-BRADLEY LAKE
CHNL# 496: CQ-SUSITNA-GOLD CR
CHNL# 500: CQ-DAVES CR-HOPE
CHNL# 494: CQ-GOLD CR-DOUGLAS
CHNL# 490: CQ-GOLD CR-CANTWELL
CHNL# 488: CQ-WEST TERM-EAST TERM
100.00
-100.0
0.0
1.0000
2.0000
3.0000
4.0000
5.0000
6.0000
7.0000
8.0000
9.0000
10.000
TIME (SECONDS)
THU, OCT 15 2009 14:32
LINE FLOW (MVAR)

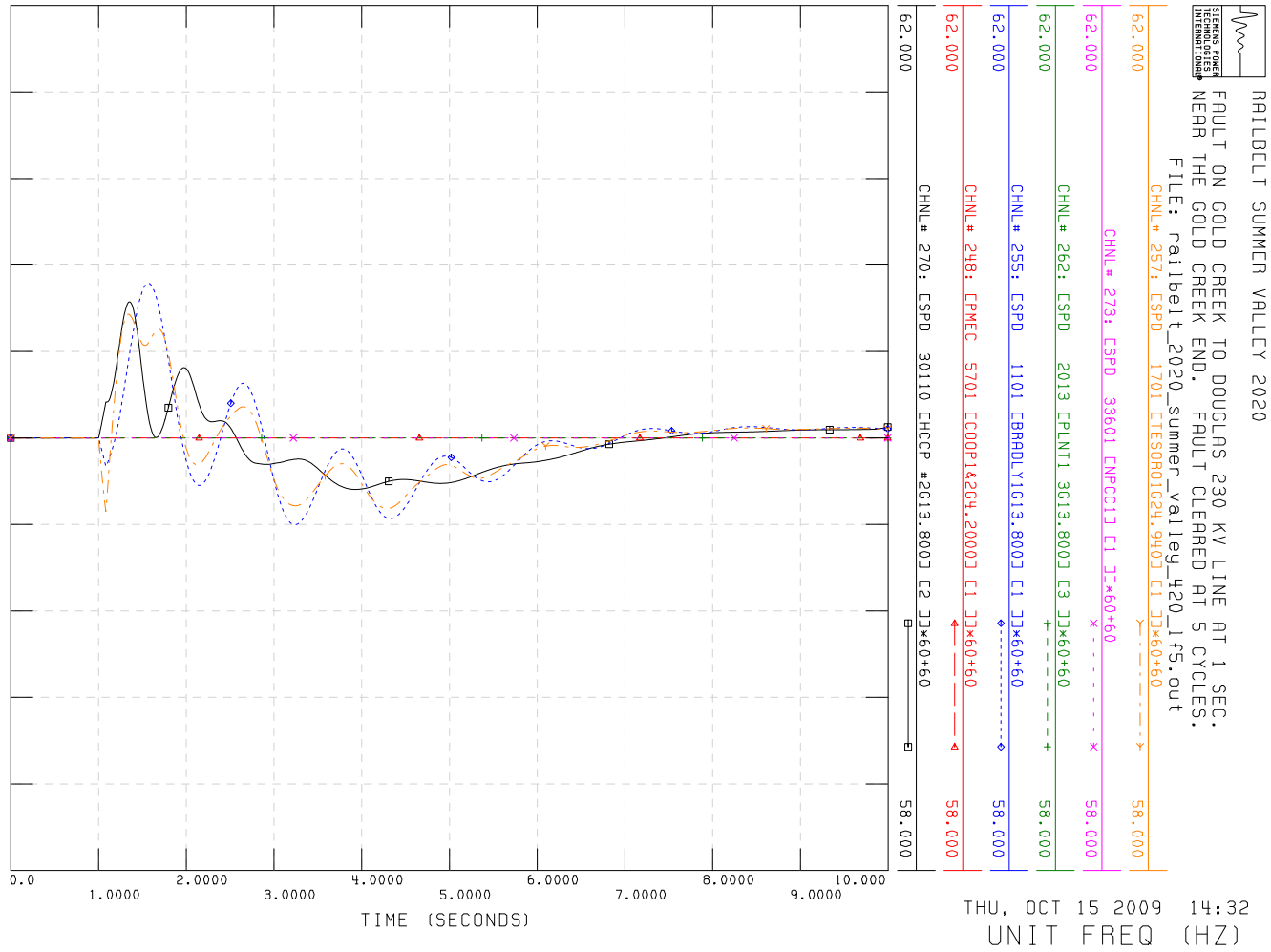
RAILBELT SUMMER VALLEY 2020
FAULT ON GOLD CREEK TO DOUGLAS 230 KV LINE AT 1 SEC.
NEAR THE GOLD CREEK END. FAULT CLEARED AT 5 CYCLES.
FILE: railbelt_2020_summer_valley_420_lf5.out
CHNL# 257: CSPD 1701 CTESORO1G24.9400 C1 JJ×60+60
CHNL# 273: CSPD 33601 CNPCC1J C1 JJ×60+60
CHNL# 262: CSPD 2013 CPLNT1 3G13.8000 C3 JJ×60+60
CHNL# 255: CSPD 1101 CBRADLY1G13.8000 C1 JJ×60+60
CHNL# 248: CPMEC 5701 CCOOP1&2G4.2000 C1 JJ×60+60
CHNL# 270: CSPD 30110 CHCCP #2G13.8000 C2 JJ×60+60
62.000
58.000
0.0
1.0000
2.0000
3.0000
4.0000
5.0000
6.0000
7.0000
8.0000
9.0000
10.000
TIME (SECONDS)
THU, OCT 15 2009 14:32
UNIT FREQ (HZ)

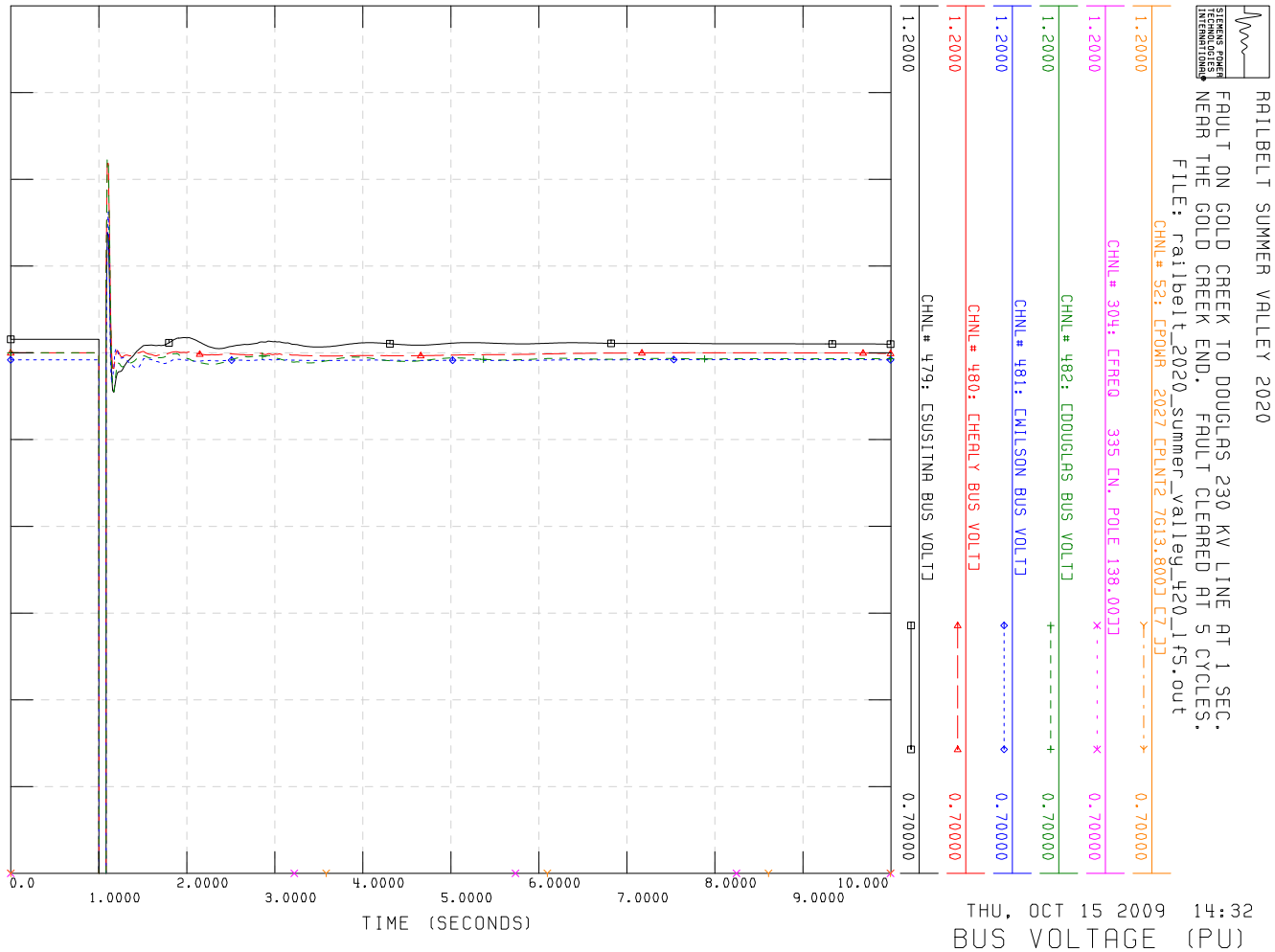
RAILBELT SUMMER VALLEY 2020
FAULT ON GOLD CREEK TO DOUGLAS 230 KV LINE AT 1 SEC.
NEAR THE GOLD CREEK END. FAULT CLEARED AT 5 CYCLES.
FILE: railbelt_2020_summer_valley_420_lf5.out
CHNL# 52: CPOWR 2027 CPLNT2 7613.8000 C7 JJ
CHNL# 304: CFREQ 335 CN. POLE 138.000JJ
CHNL# 482: CDOUGLAS BUS VOLTJ
CHNL# 481: CWILSON BUS VOLTJ
CHNL# 460: CHEALY BUS VOLTJ
CHNL# 479: CSUSITNA BUS VOLTJ
1.2000
0.70000
0.0
1.0000
2.0000
3.0000
4.0000
5.0000
6.0000
7.0000
8.0000
9.0000
10.000
TIME (SECONDS)
THU, OCT 15 2009 14:32
BUS VOLTAGE (PU)

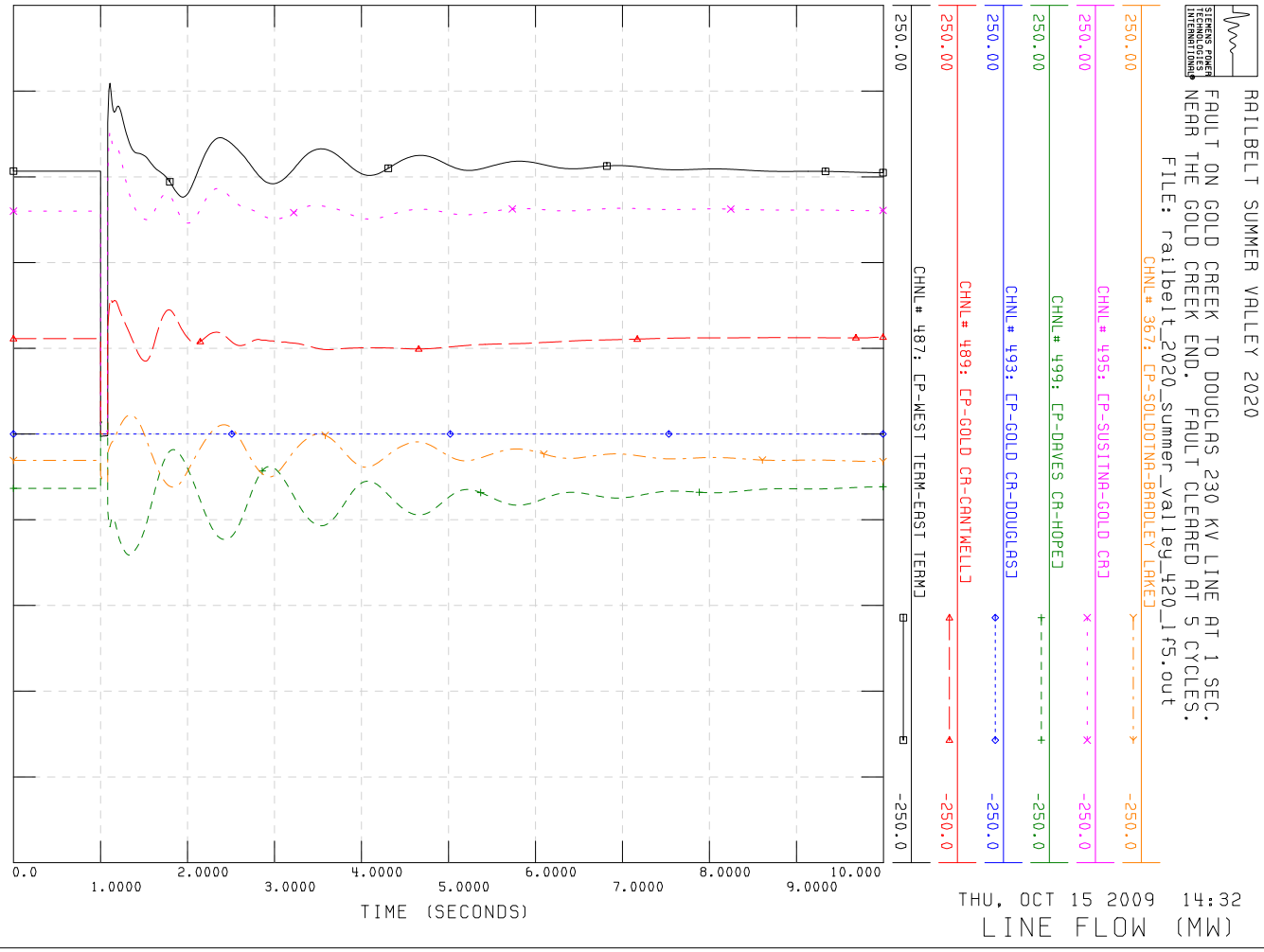
RAILBELT SUMMER VALLEY 2020
FAULT ON GOLD CREEK TO DOUGLAS 230 KV LINE AT 1 SEC.
NEAR THE GOLD CREEK END. FAULT CLEARED AT 5 CYCLES.
FILE: railbelt_2020_summer_valley_420_lf5.out
CHNL# 367: EP-SOLDOTNA-BRADLEY LAKE
CHNL# 495: EP-SUSITNA-GOLD CRK
CHNL# 499: EP-DAVES CR-HOPE
CHNL# 493: EP-GOLD CR-DOUGLAS
CHNL# 489: EP-GOLD CR-CANTWELL
CHNL# 487: EP-WEST TERM-EAST TERM
250.00
-250.0
TIME (SECONDS)
0.0
1.0000
2.0000
3.0000
4.0000
5.0000
6.0000
7.0000
8.0000
9.0000
10.000
THU, OCT 15 2009 14:32
LINE FLOW (MW)

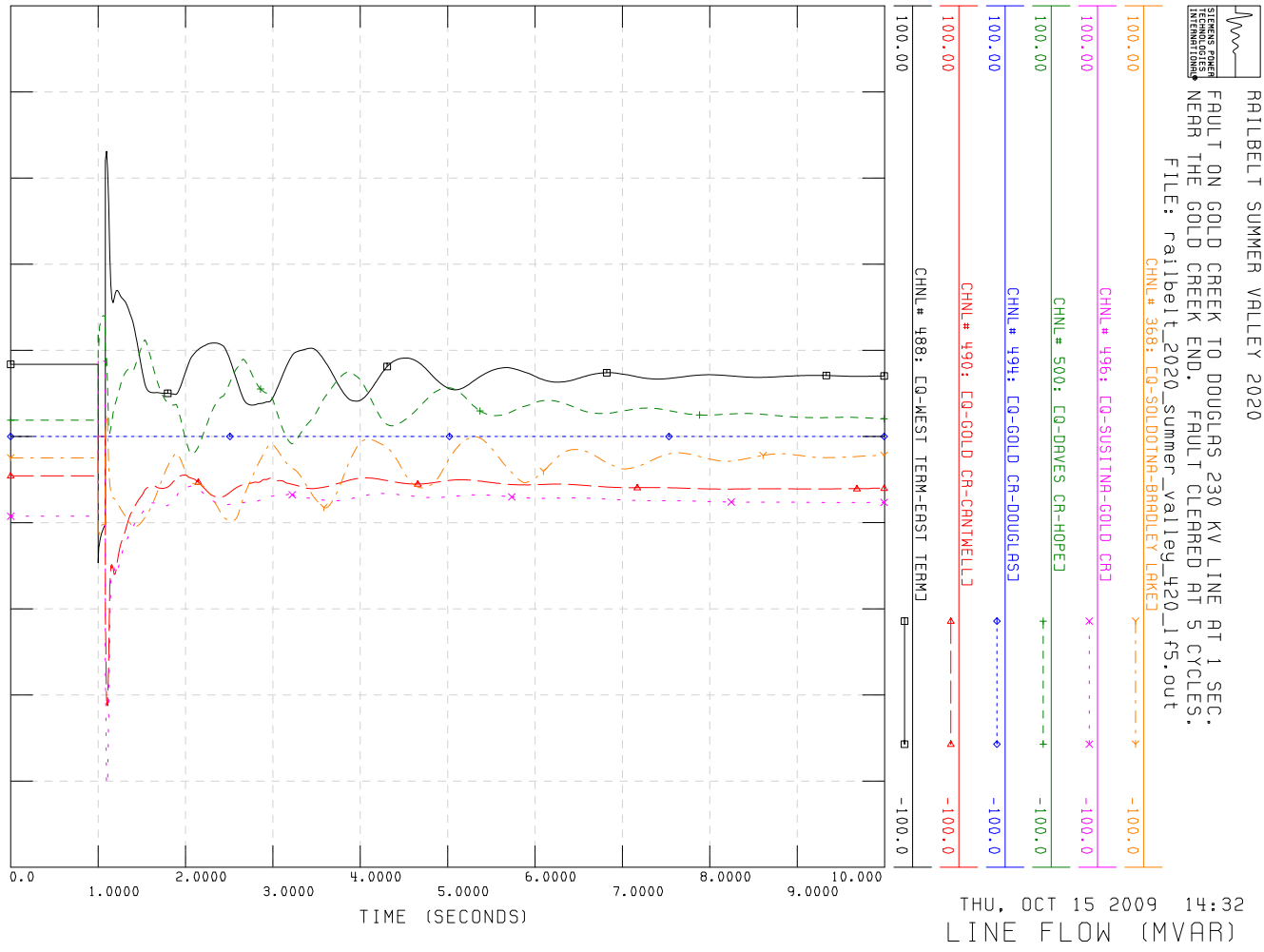
RAILBELT SUMMER VALLEY 2020
FAULT ON GOLD CREEK TO DOUGLAS 230 KV LINE AT 1 SEC.
NEAR THE GOLD CREEK END. FAULT CLEARED AT 5 CYCLES.
FILE: railbelt_2020_summer_valley_420_lf5.out
CHNL# 368: EQ-SOLDOTNA-BRADLEY LAKE
CHNL# 496: EQ-SUSITNA-GOLD CRK
CHNL# 500: EQ-DAVES CR-HOPE
CHNL# 494: EQ-GOLD CR-DOUGLAS
CHNL# 490: EQ-GOLD CR-CANTWELL
CHNL# 488: EQ-WEST TERM-EAST TERM
100.00
-100.0
TIME (SECONDS)
0.0
1.0000
2.0000
3.0000
4.0000
5.0000
6.0000
7.0000
8.0000
9.0000
10.000
THU, OCT 15 2009 14:32
LINE FLOW (MVAR)

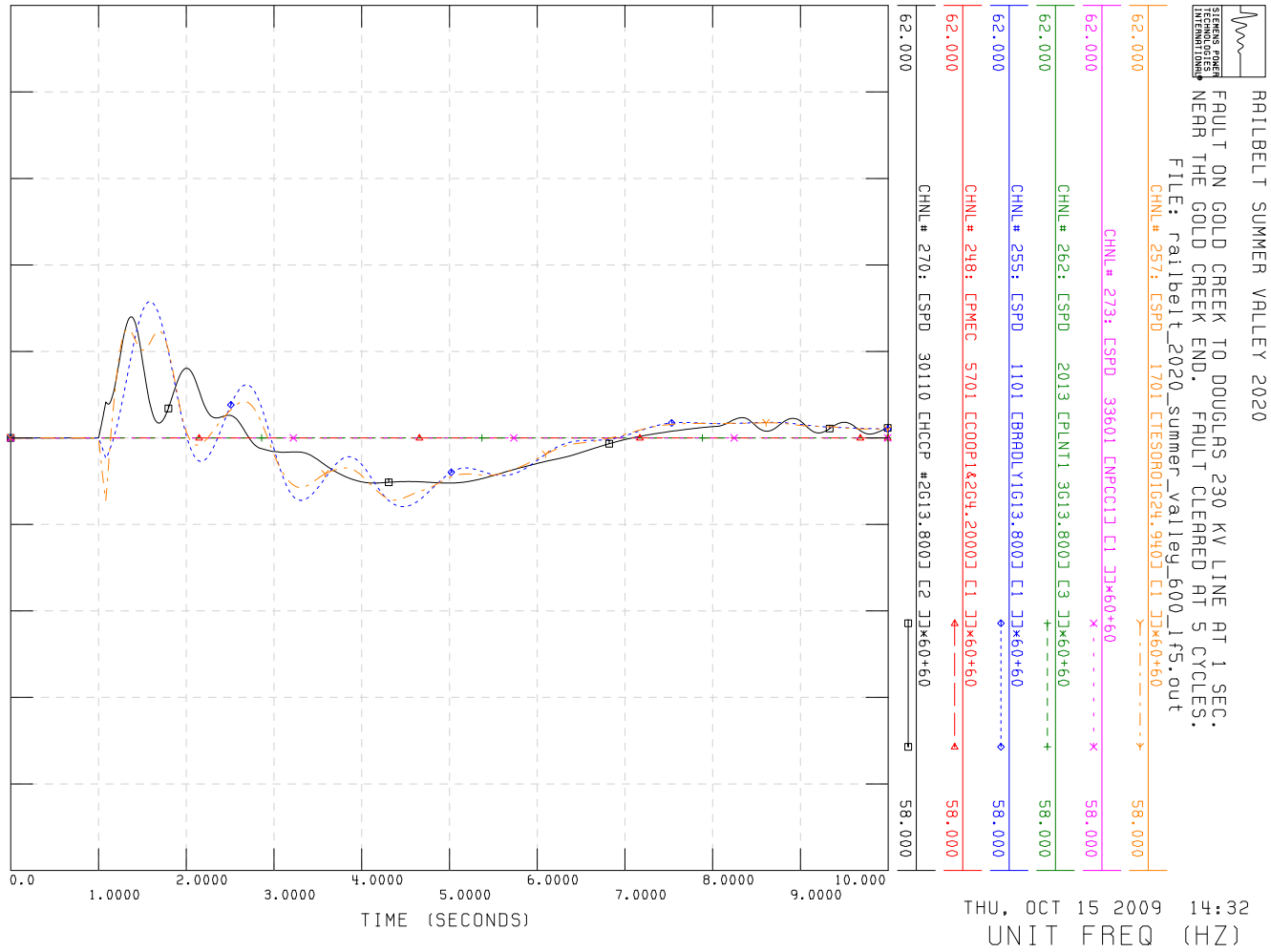
RAILBELT SUMMER VALLEY 2020
FAULT ON GOLD CREEK TO DOUGLAS 230 KV LINE AT 1 SEC.
NEAR THE GOLD CREEK END. FAULT CLEARED AT 5 CYCLES.
FILE: railbelt_2020_summer_valley_600_lf5.out
CHNL# 257: CSPD 1701 CTESORO1G24.9400 C1 JJ×60+60
CHNL# 273: CSPD 33601 CNPCC1J C1 JJ×60+60
CHNL# 262: CSPD 2013 CPLNT1 3G13.8000 C3 JJ×60+60
CHNL# 255: CSPD 1101 CBRADLY1G13.8000 C1 JJ×60+60
CHNL# 248: CPMEC 5701 CCOOP1&2G4.2000 C1 JJ×60+60
CHNL# 270: CSPD 30110 CHCCP #2G13.8000 C2 JJ×60+60
62.000
58.000
0.0
1.0000
2.0000
3.0000
4.0000
5.0000
6.0000
7.0000
8.0000
9.0000
10.000
TIME (SECONDS)
THU, OCT 15 2009 14:32
UNIT FREQ (HZ)

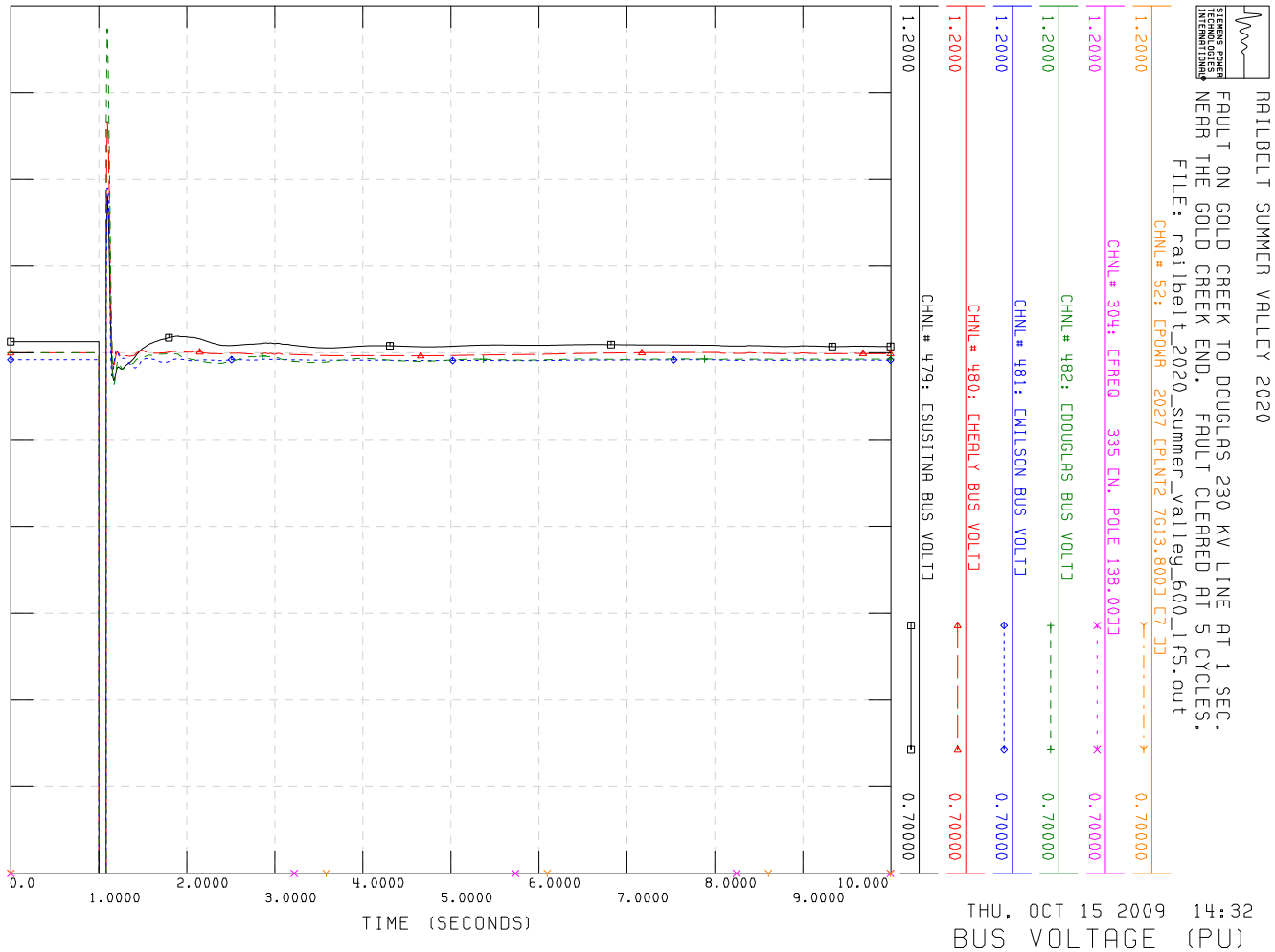
RAILBELT SUMMER VALLEY 2020
FAULT ON GOLD CREEK TO DOUGLAS 230 KV LINE AT 1 SEC.
NEAR THE GOLD CREEK END. FAULT CLEARED AT 5 CYCLES.
FILE: railbelt_2020_summer_valley_600_lf5.out
CHNL# 52: CPOWR 2027 CPLNT2 7613.8000 C7 JJ
CHNL# 304: CFREQ 335 CN. POLE 138.000JJ
CHNL# 482: CDOUGLAS BUS VOLTJ
CHNL# 481: CWILSON BUS VOLTJ
CHNL# 460: CHEALY BUS VOLTJ
CHNL# 479: CSUSITNA BUS VOLTJ
1.2000
0.70000
0.0
1.0000
2.0000
3.0000
4.0000
5.0000
6.0000
7.0000
8.0000
9.0000
10.000
TIME (SECONDS)
THU, OCT 15 2009 14:32
BUS VOLTAGE (PU)

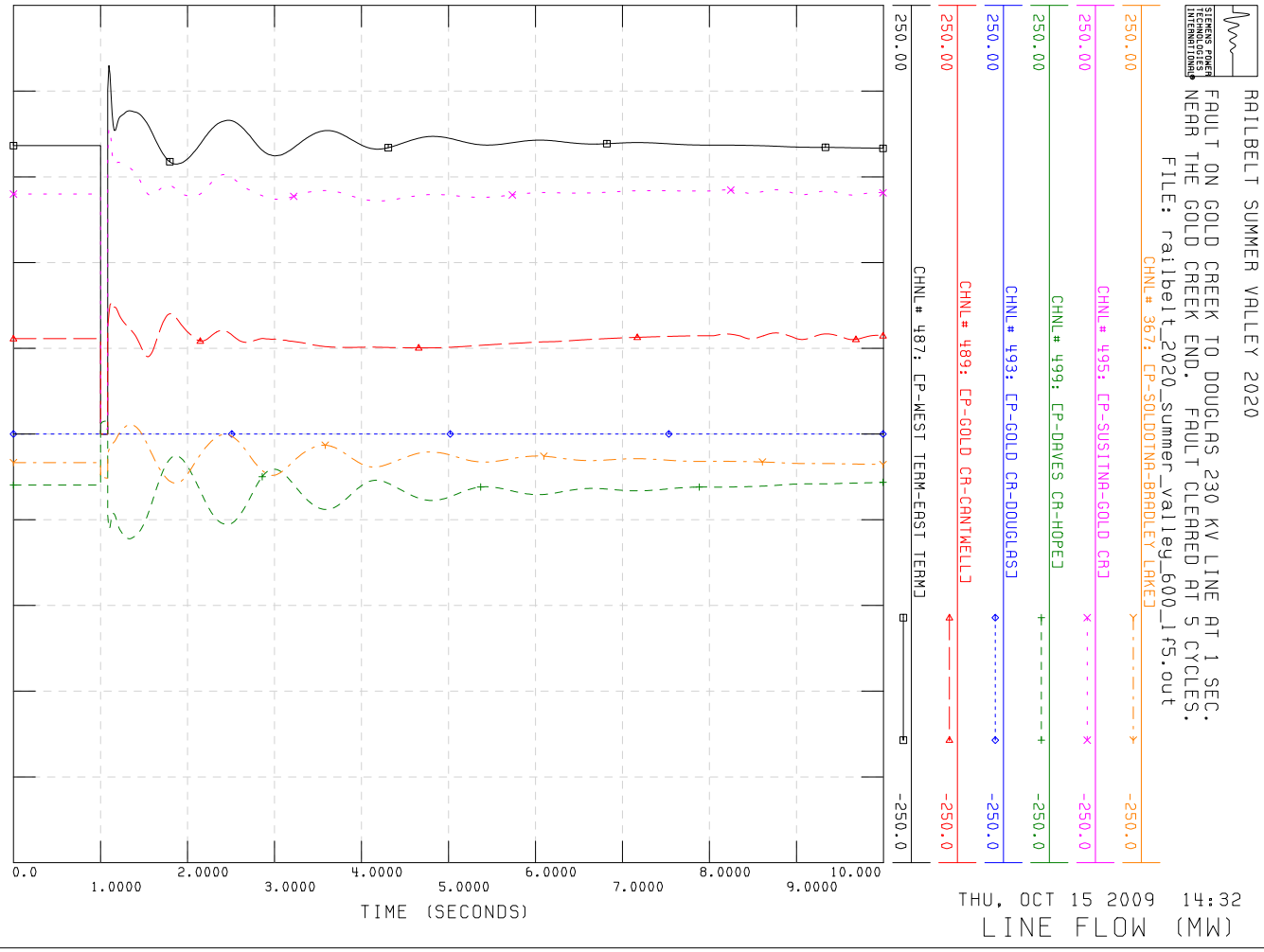
RAILBELT SUMMER VALLEY 2020
FAULT ON GOLD CREEK TO DOUGLAS 230 KV LINE AT 1 SEC.
NEAR THE GOLD CREEK END. FAULT CLEARED AT 5 CYCLES.
FILE: railbelt_2020_summer_valley_600_lf5.out
CHNL# 367: EP-SOLDOTNA-BRADLEY LAKE
CHNL# 495: EP-SUSITNA-GOLD CRK
CHNL# 499: EP-DAVES CR-HOPE
CHNL# 493: EP-GOLD CR-DOUGLAS
CHNL# 489: EP-GOLD CR-CANTWELL
CHNL# 487: EP-WEST TERM-EAST TERM
250.00
-250.0
TIME (SECONDS)
0.0
1.0000
2.0000
3.0000
4.0000
5.0000
6.0000
7.0000
8.0000
9.0000
10.000
THU, OCT 15 2009 14:32
LINE FLOW (MW)

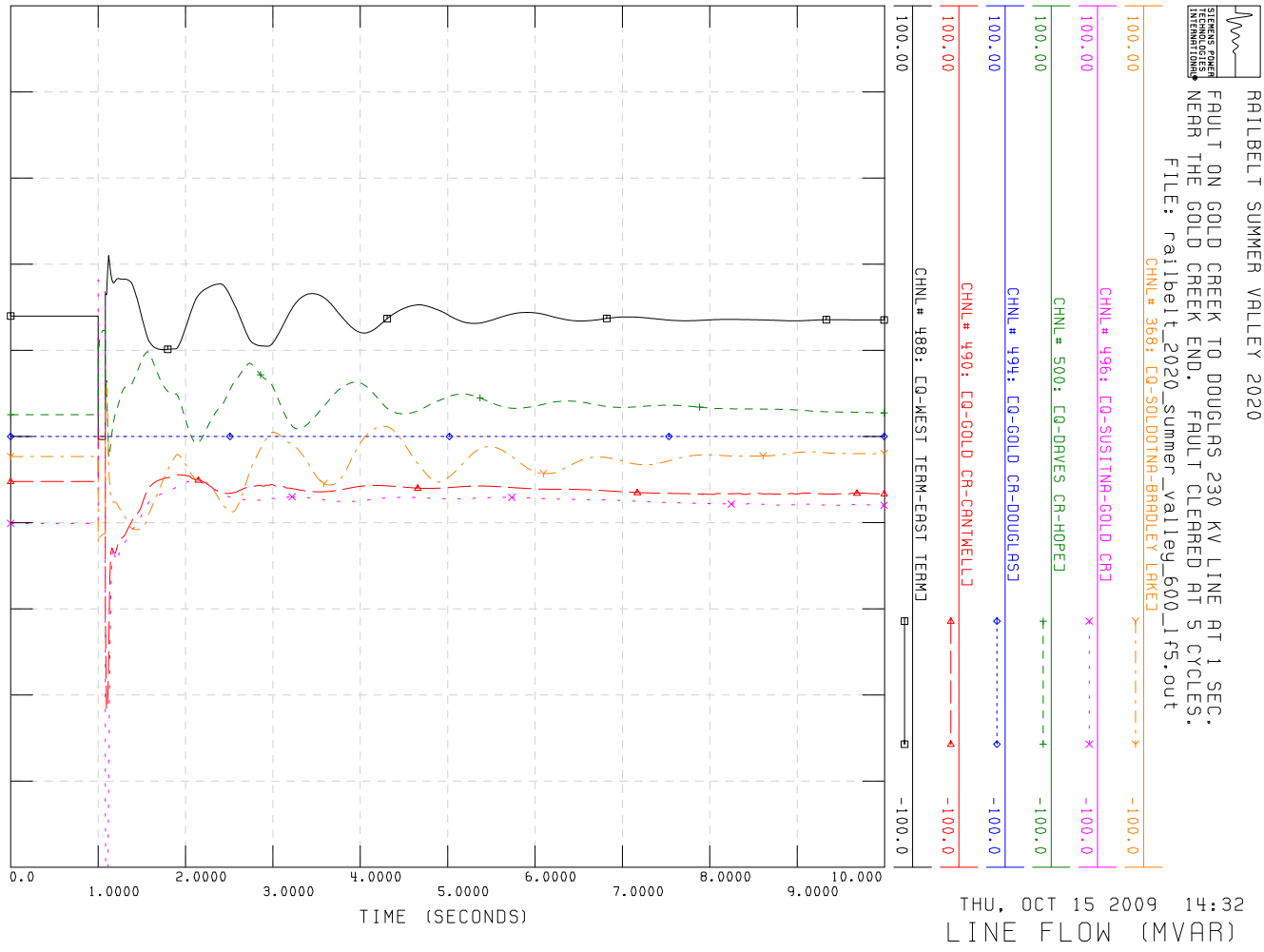
RAILBELT SUMMER VALLEY 2020
FAULT ON GOLD CREEK TO DOUGLAS 230 KV LINE AT 1 SEC.
NEAR THE GOLD CREEK END. FAULT CLEARED AT 5 CYCLES.
FILE: railbelt_2020_summer_valley_600_lf5.out
CHNL# 368: EQ-SOLDOTNA-BRADLEY LAKE
CHNL# 496: EQ-SUSITNA-GOLD CRK
CHNL# 500: EQ-DAVES CR-HOPE
CHNL# 494: EQ-GOLD CR-DOUGLAS
CHNL# 490: EQ-GOLD CR-CANTWELL
CHNL# 488: EQ-WEST TERM-EAST TERM
100.00
-100.0
TIME (SECONDS)
0.0
1.0000
2.0000
3.0000
4.0000
5.0000
6.0000
7.0000
8.0000
9.0000
10.000
THU, OCT 15 2009 14:32
LINE FLOW (MVAR)

RAILBELT WINTER PEAK 2020

FAULT ON TEELAND TO DOUGLAS 230 KV LINE AT 1 SEC.
NEAR THE TEELAND END. FAULT CLEARED AT 5 CYCLES.
FILE: railbelt_2020_winter_peak_420_1f6.out

THU, OCT 15 2009 15:04

UNIT FREQ (HZ)

CHNL# 257: [SPD 1701 [TESOR01G24.940] [1]]×60+60
62.000 58.000

CHNL# 273: [SPD 33601 [NPCC1] [1]]×60+60
62.000 58.000

CHNL# 262: [SPD 2013 [PLNT1 3G13.800] [3]]×60+60
62.000 58.000

CHNL# 255: [SPD 1101 [BRADLY1G13.800] [1]]×60+60
62.000 58.000

CHNL# 248: [PMEC 5701 [COOP1&2G4.2000] [1]]×60+60
62.000 58.000

CHNL# 270: [SPD 30110 [HCCP #2G13.800] [2]]×60+60
62.000 58.000

0.0 1.0000 2.0000 3.0000 4.0000 5.0000 6.0000 7.0000 8.0000 9.0000 10.000

TIME (SECONDS)

RAILBELT WINTER PEAK 2020

FAULT ON TEELAND TO DOUGLAS 230 KV LINE AT 1 SEC.
NEAR THE TEELAND END. FAULT CLEARED AT 5 CYCLES.
FILE: railbelt_2020_winter_peak_420_1f6.out

THU, OCT 15 2009 15:04

BUS VOLTAGE (PU)

CHNL# 52: [POWR 2027 [PLNT2 7G13.800] [7]]
1.2000 0.70000

CHNL# 304: [FREQ 335 [N. POLE 138.00]]
1.2000 0.70000

CHNL# 482: [DOUGLAS BUS VOLT]
1.2000 0.70000

CHNL# 481: [WILSON BUS VOLT]
1.2000 0.70000

CHNL# 480: [HEALY BUS VOLT]
1.2000 0.70000

CHNL# 479: [SUSITNA BUS VOLT]
1.2000 0.70000

0.0 1.0000 2.0000 3.0000 4.0000 5.0000 6.0000 7.0000 8.0000 9.0000 10.000

TIME (SECONDS)

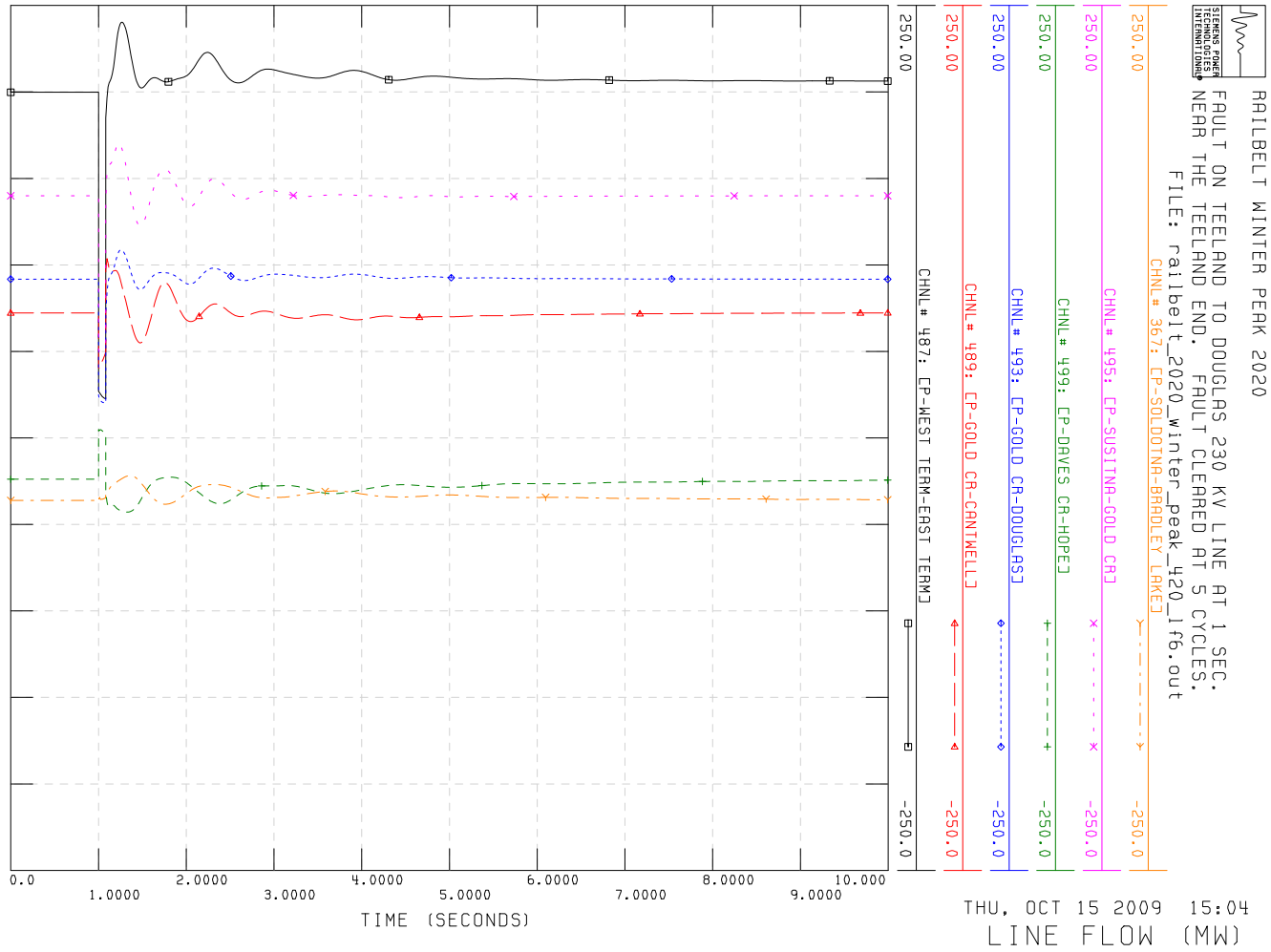
RAILBELT WINTER PEAK 2020
FAULT ON TEELAND TO DOUGLAS 230 KV LINE AT 1 SEC.
NEAR THE TEELAND END. FAULT CLEARED AT 5 CYCLES.
FILE: railbelt_2020_winter_peak_420_lf6.out
CHNL# 367: EP-SOLDOTNA-BRADLEY LAKE
CHNL# 495: EP-SUSITNA-GOLD CR
CHNL# 499: EP-DAVES CR-HOPE
CHNL# 493: EP-GOLD CR-DOUGLAS
CHNL# 489: EP-GOLD CR-CANTWELL
CHNL# 487: EP-WEST TERM-EAST TERM
250.00
-250.0
TIME (SECONDS)
0.0
1.0000
2.0000
3.0000
4.0000
5.0000
6.0000
7.0000
8.0000
9.0000
10.000
THU, OCT 15 2009 15:04
LINE FLOW (MW)

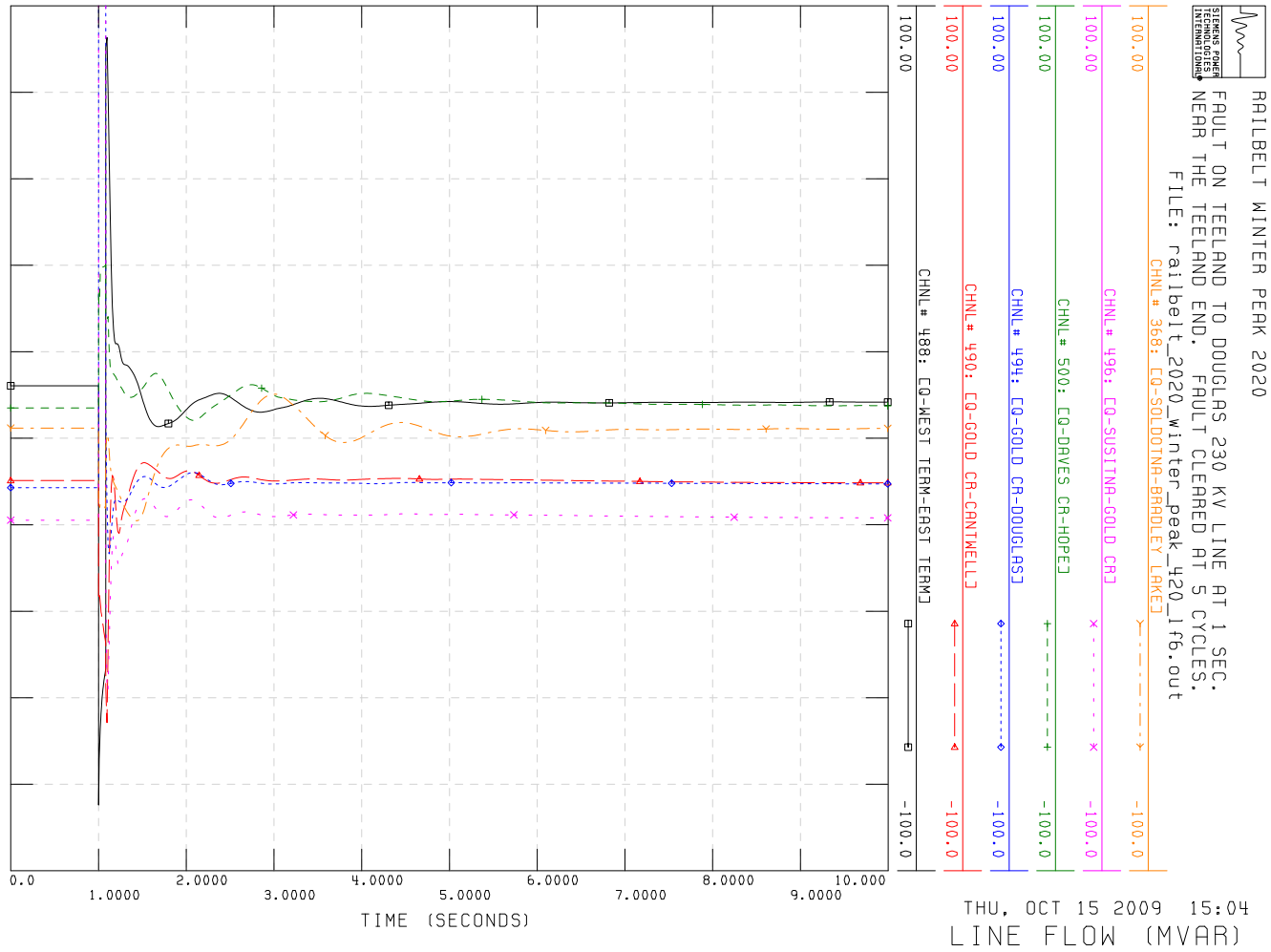
RAILBELT WINTER PEAK 2020
FAULT ON TEELAND TO DOUGLAS 230 KV LINE AT 1 SEC.
NEAR THE TEELAND END. FAULT CLEARED AT 5 CYCLES.
FILE: railbelt_2020_winter_peak_420_lf6.out
CHNL# 368: CQ-SOLDOTNA-BRADLEY LAKE
CHNL# 496: CQ-SUSITNA-GOLD CR
CHNL# 500: CQ-DAVES CR-HOPE
CHNL# 494: CQ-GOLD CR-DOUGLAS
CHNL# 490: CQ-GOLD CR-CANTWELL
CHNL# 488: CQ-WEST TERM-EAST TERM
100.00
-100.0
TIME (SECONDS)
0.0
1.0000
2.0000
3.0000
4.0000
5.0000
6.0000
7.0000
8.0000
9.0000
10.000
THU, OCT 15 2009 15:04
LINE FLOW (MVAR)

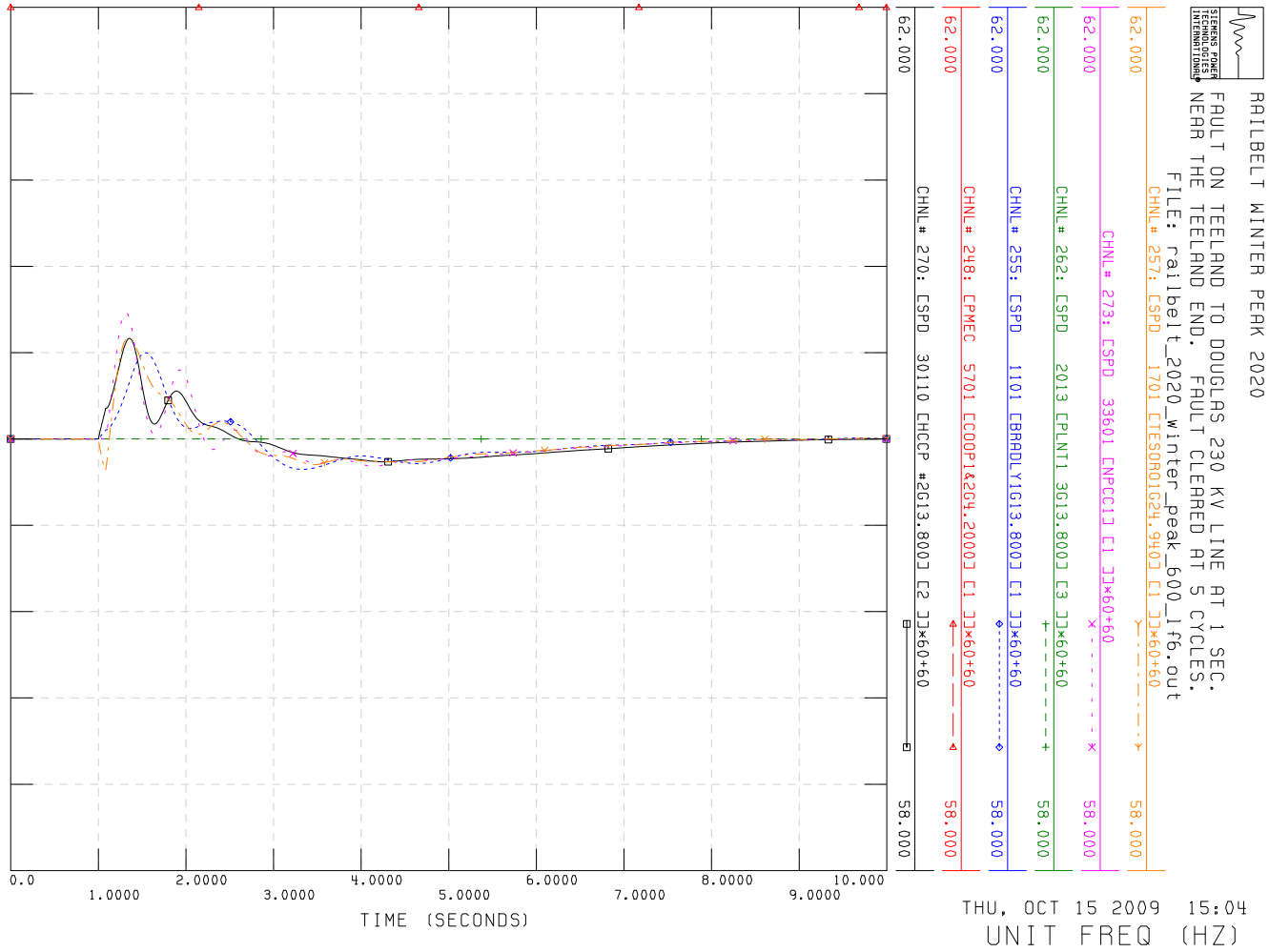
RAILBELT WINTER PEAK 2020
FAULT ON TEELAND TO DOUGLAS 230 KV LINE AT 1 SEC.
NEAR THE TEELAND END. FAULT CLEARED AT 5 CYCLES.
FILE: railbelt_2020_winter_peak_600_lf6.out
CHNL# 257: CSPD 1701 CTESORO1G24.9400 C1 JJ×60+60
CHNL# 273: CSPD 33601 CNPCC1J C1 JJ×60+60
CHNL# 262: CSPD 2013 CPLNT1 3G13.800J C3 JJ×60+60
CHNL# 255: CSPD 1101 CBRADLY1G13.800J C1 JJ×60+60
CHNL# 248: CPMEC 5701 CCOOP1&2G4.2000J C1 JJ×60+60
CHNL# 270: CSPD 30110 CHCCP #2G13.800J C2 JJ×60+60
62.000
58.000
0.0
1.0000
2.0000
3.0000
4.0000
5.0000
6.0000
7.0000
8.0000
9.0000
10.000
TIME (SECONDS)
THU, OCT 15 2009 15:04
UNIT FREQ (HZ)

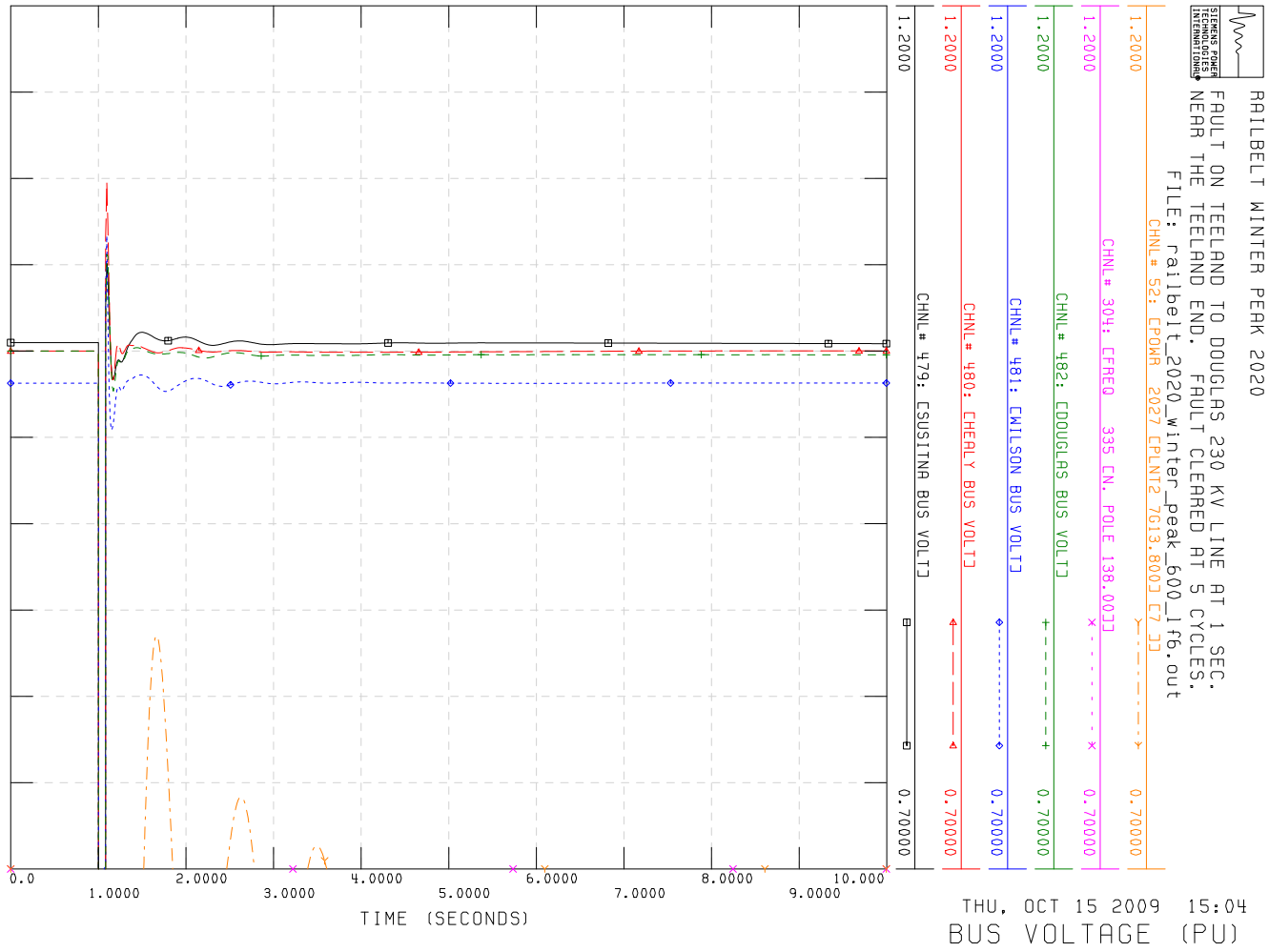
RAILBELT WINTER PEAK 2020
FAULT ON TEELAND TO DOUGLAS 230 KV LINE AT 1 SEC.
NEAR THE TEELAND END. FAULT CLEARED AT 5 CYCLES.
FILE: railbelt_2020_winter_peak_600_lf6.out
CHNL# 52: CPOWR 2027 CPLNT2 7613.800J C7 JJ
CHNL# 304: CFREQ 335 CN. POLE 138.00JJ
CHNL# 482: CDOUGLAS BUS VOLTJ
CHNL# 481: CWILSON BUS VOLTJ
CHNL# 480: CHEALY BUS VOLTJ
CHNL# 479: CSUSITNA BUS VOLTJ
1.2000
0.70000
0.0
1.0000
2.0000
3.0000
4.0000
5.0000
6.0000
7.0000
8.0000
9.0000
10.000
TIME (SECONDS)
THU, OCT 15 2009 15:04
BUS VOLTAGE (PU)

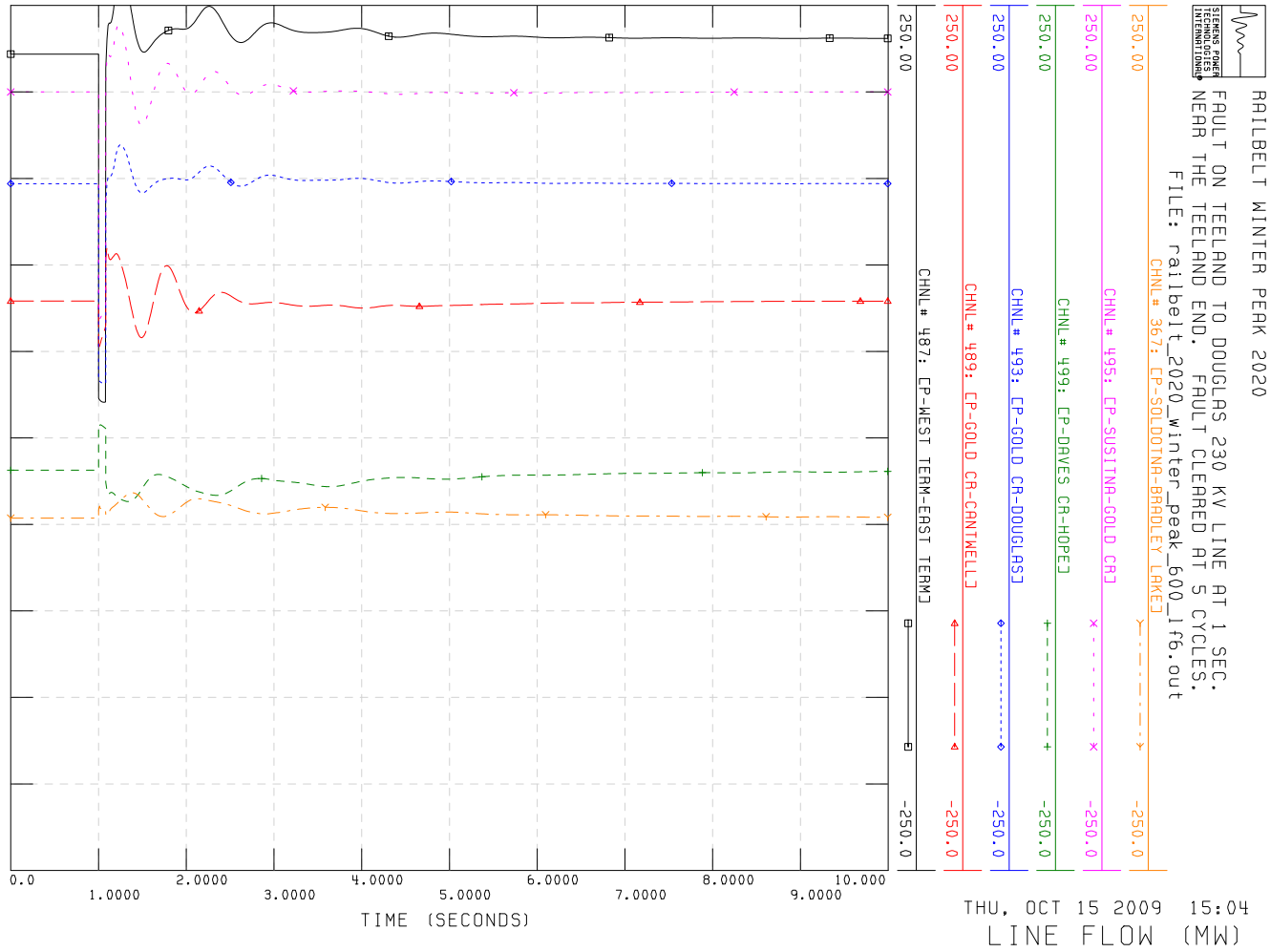
RAILBELT WINTER PEAK 2020
FAULT ON TEELAND TO DOUGLAS 230 KV LINE AT 1 SEC.
NEAR THE TEELAND END. FAULT CLEARED AT 5 CYCLES.
FILE: railbelt_2020_winter_peak_600_lf6.out
CHNL# 367: CP-SOLDOTNA-BRADLEY LAKE
CHNL# 495: CP-SUSITNA-GOLD CR
CHNL# 499: CP-DAVES CR-HOPE
CHNL# 493: CP-GOLD CR-DOUGLAS
CHNL# 489: CP-GOLD CR-CANTWELL
CHNL# 487: CP-WEST TERM-EAST TERM
250.00
-250.0
TIME (SECONDS)
0.0
1.0000
2.0000
3.0000
4.0000
5.0000
6.0000
7.0000
8.0000
9.0000
10.000
THU, OCT 15 2009 15:04
LINE FLOW (MW)

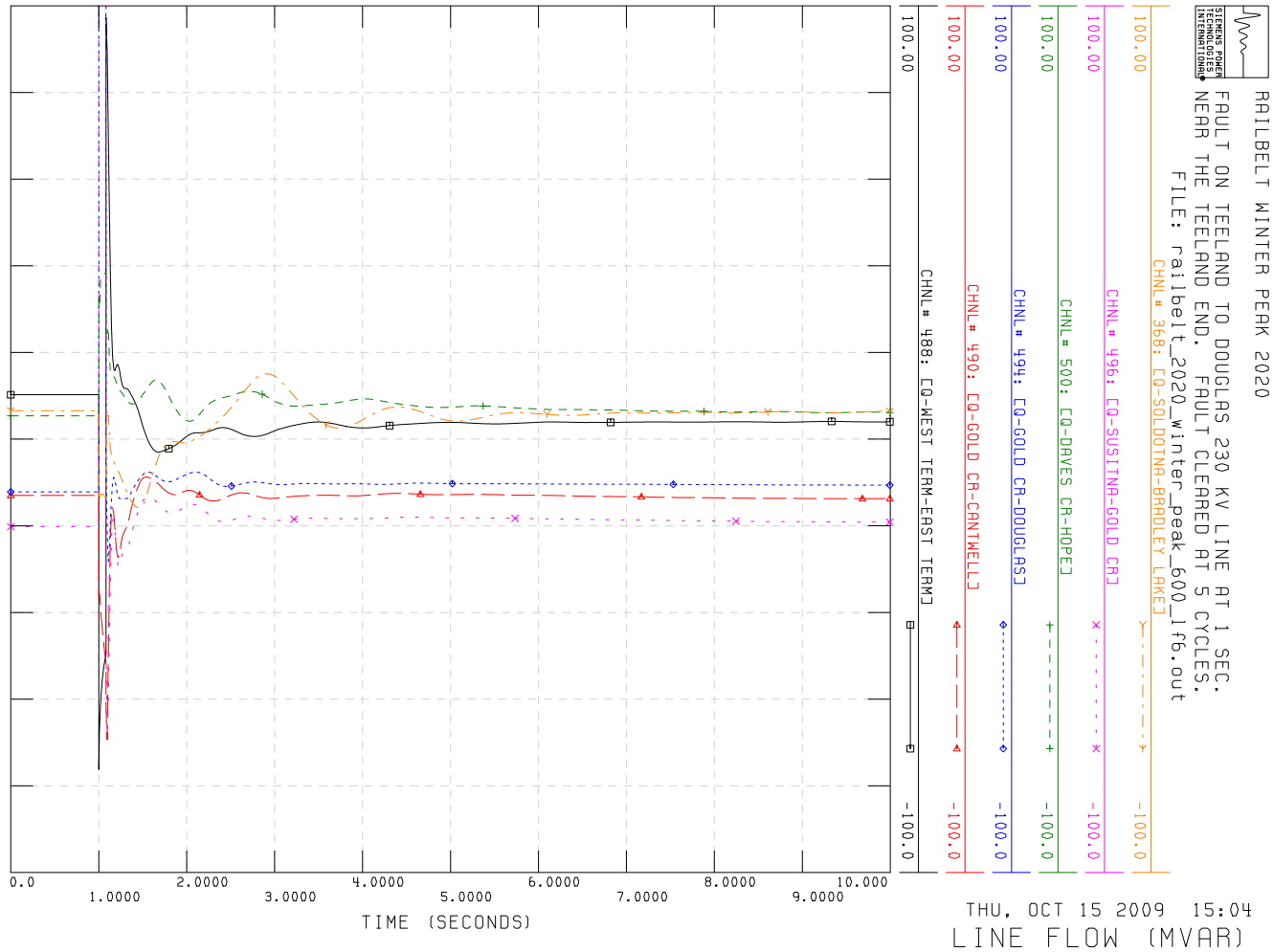
RAILBELT WINTER PEAK 2020
FAULT ON TEELAND TO DOUGLAS 230 KV LINE AT 1 SEC.
NEAR THE TEELAND END. FAULT CLEARED AT 5 CYCLES.
FILE: railbelt_2020_winter_peak_600_lf6.out
CHNL# 368: CQ-SOLDOTNA-BRADLEY LAKE
CHNL# 496: CQ-SUSITNA-GOLD CR
CHNL# 500: CQ-DAVES CR-HOPE
CHNL# 494: CQ-GOLD CR-DOUGLAS
CHNL# 490: CQ-GOLD CR-CANTWELL
CHNL# 488: CQ-WEST TERM-EAST TERM
100.00
-100.0
TIME (SECONDS)
0.0
1.0000
2.0000
3.0000
4.0000
5.0000
6.0000
7.0000
8.0000
9.0000
10.000
THU, OCT 15 2009 15:04
LINE FLOW (MVAR)

RAILBELT SUMMER PEAK 2020

FAULT ON TEELAND TO DOUGLAS 230 KV LINE AT 1 SEC.
NEAR THE TEELAND END. FAULT CLEARED AT 5 CYCLES.
FILE: railbelt_2020_summer_peak_420_1f6.out

THU, OCT 15 2009 15:04

UNIT FREQ (HZ)

CHNL# 257: [SPD 1701 [TESOR01G24.940] [1]]×60+60
62.000 58.000

CHNL# 273: [SPD 33601 [NPCC1] [1]]×60+60
62.000 58.000

CHNL# 262: [SPD 2013 [PLNT1 3G13.800] [3]]×60+60
62.000 58.000

CHNL# 255: [SPD 1101 [BRADLY1G13.800] [1]]×60+60
62.000 58.000

CHNL# 248: [PMEC 5701 [COOP1&2G4.2000] [1]]×60+60
62.000 58.000

CHNL# 270: [SPD 30110 [HCCP #2G13.800] [2]]×60+60
62.000 58.000

0.0 1.0000 2.0000 3.0000 4.0000 5.0000 6.0000 7.0000 8.0000 9.0000 10.000

TIME (SECONDS)

RAILBELT SUMMER PEAK 2020

FAULT ON TEELAND TO DOUGLAS 230 KV LINE AT 1 SEC.
NEAR THE TEELAND END. FAULT CLEARED AT 5 CYCLES.
FILE: railbelt_2020_summer_peak_420_1f6.out

THU, OCT 15 2009 15:04

BUS VOLTAGE (PU)

CHNL# 52: [POWR 2027 [PLNT2 7G13.800] [7]]
1.2000 0.70000

CHNL# 304: [FREQ 335 [N. POLE 138.00]]
1.2000 0.70000

CHNL# 482: [DOUGLAS BUS VOLT]
1.2000 0.70000

CHNL# 481: [WILSON BUS VOLT]
1.2000 0.70000

CHNL# 480: [HEALY BUS VOLT]
1.2000 0.70000

CHNL# 479: [SUSITNA BUS VOLT]
1.2000 0.70000

0.0 1.0000 2.0000 3.0000 4.0000 5.0000 6.0000 7.0000 8.0000 9.0000 10.000

TIME (SECONDS)

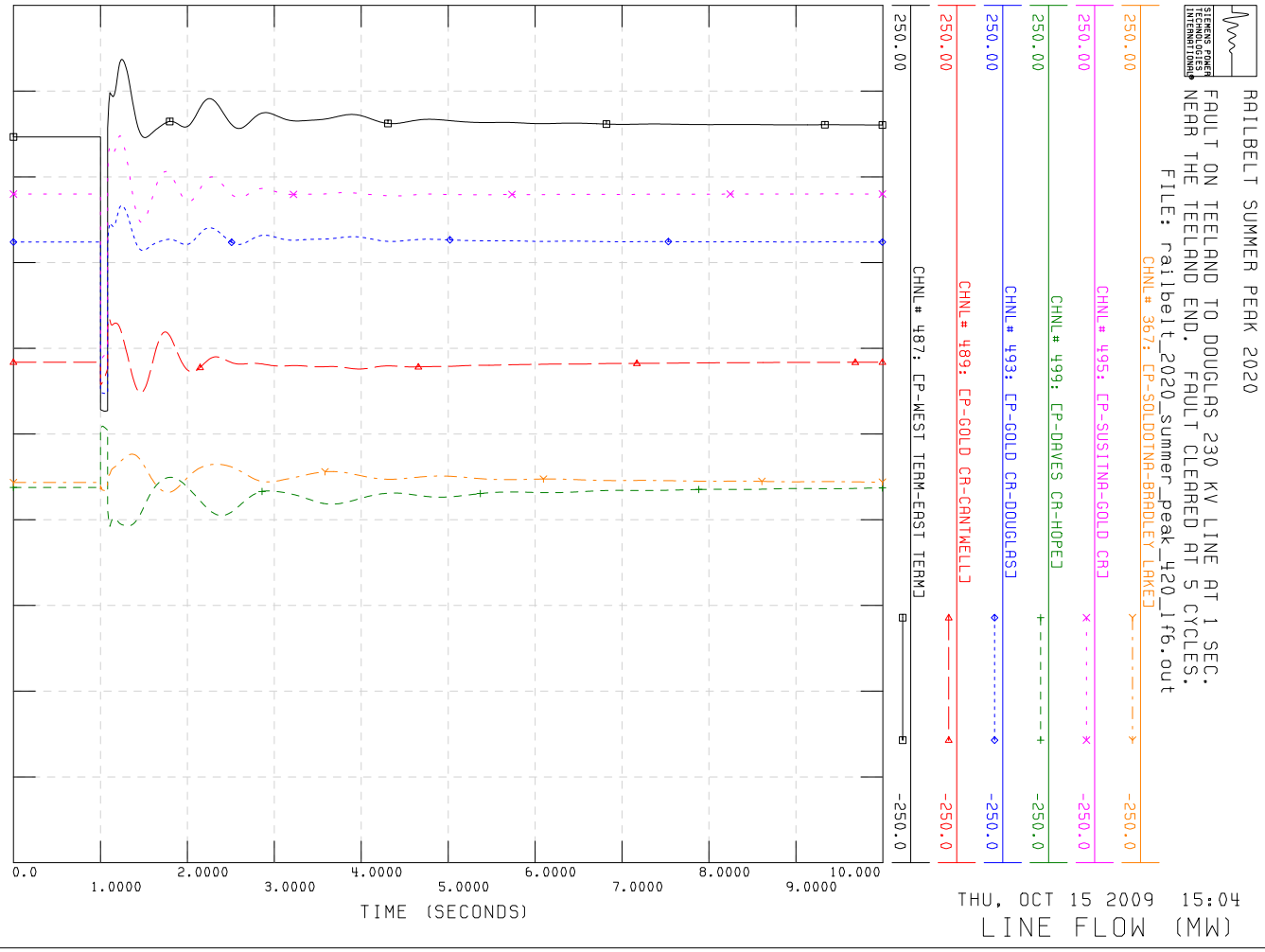
RAILBELT SUMMER PEAK 2020
FAULT ON TEELAND TO DOUGLAS 230 KV LINE AT 1 SEC.
NEAR THE TEELAND END. FAULT CLEARED AT 5 CYCLES.
FILE: railbelt_2020_summer_peak_420_lf6.out
CHNL# 367: CP-SOLDOTNA-BRADLEY LAKE
CHNL# 495: CP-SUSITNA-GOLD CRK
CHNL# 499: CP-DAVES CR-HOPE
CHNL# 493: CP-GOLD CR-DOUGLAS
CHNL# 489: CP-GOLD CR-CANTWELL
CHNL# 487: CP-WEST TERM-EAST TERM
250.00
-250.0
TIME (SECONDS)
0.0
1.0000
2.0000
3.0000
4.0000
5.0000
6.0000
7.0000
8.0000
9.0000
10.000
THU, OCT 15 2009 15:04
LINE FLOW (MW)

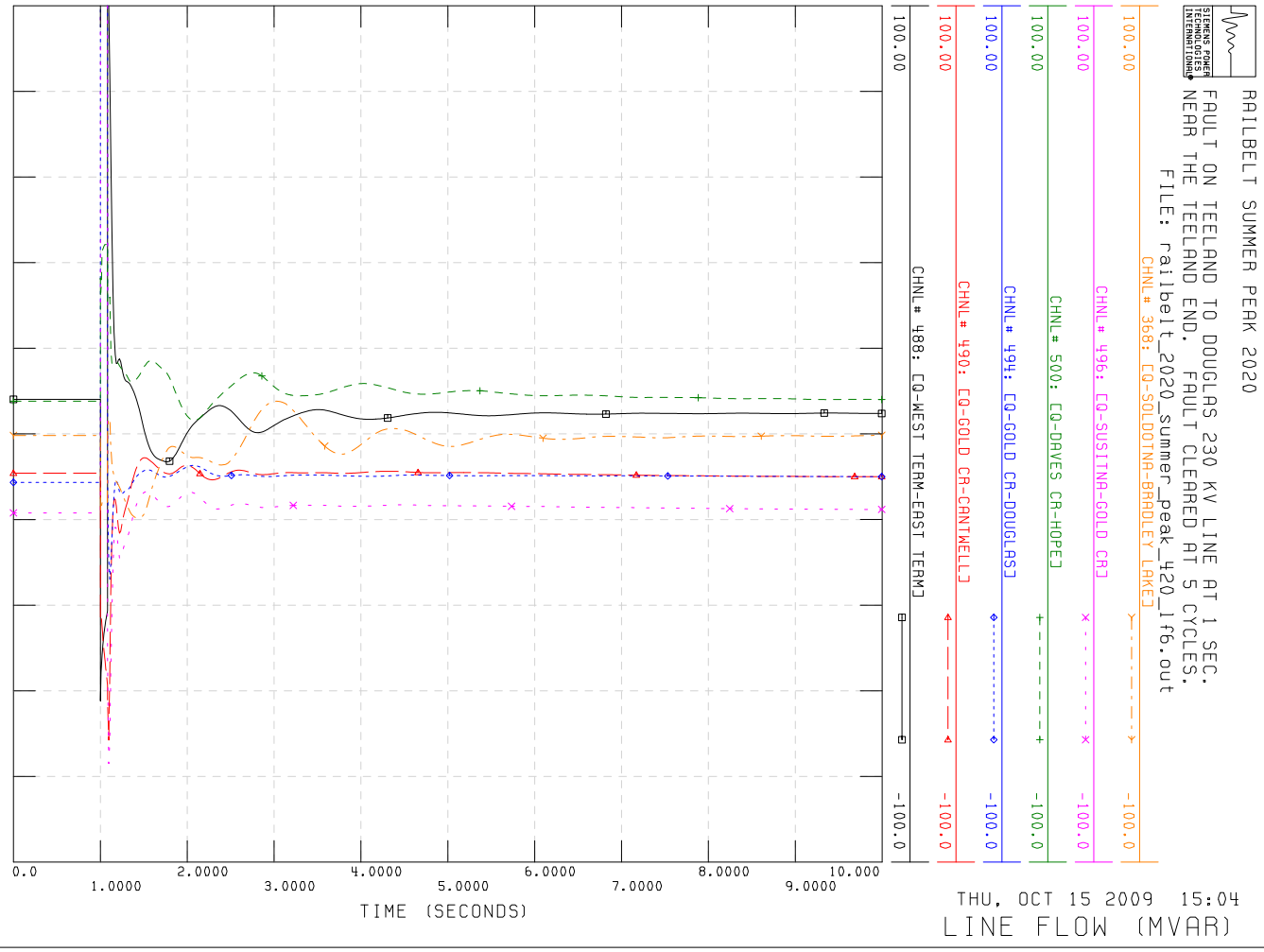
RAILBELT SUMMER PEAK 2020
FAULT ON TEELAND TO DOUGLAS 230 KV LINE AT 1 SEC.
NEAR THE TEELAND END. FAULT CLEARED AT 5 CYCLES.
FILE: railbelt_2020_summer_peak_420_lf6.out
CHNL# 368: CQ-SOLDOTNA-BRADLEY LAKE
CHNL# 496: CQ-SUSITNA-GOLD CRK
CHNL# 500: CQ-DAVES CR-HOPE
CHNL# 494: CQ-GOLD CR-DOUGLAS
CHNL# 490: CQ-GOLD CR-CANTWELL
CHNL# 488: CQ-WEST TERM-EAST TERM
100.00
-100.0
TIME (SECONDS)
0.0
1.0000
2.0000
3.0000
4.0000
5.0000
6.0000
7.0000
8.0000
9.0000
10.000
THU, OCT 15 2009 15:04
LINE FLOW (MVAR)

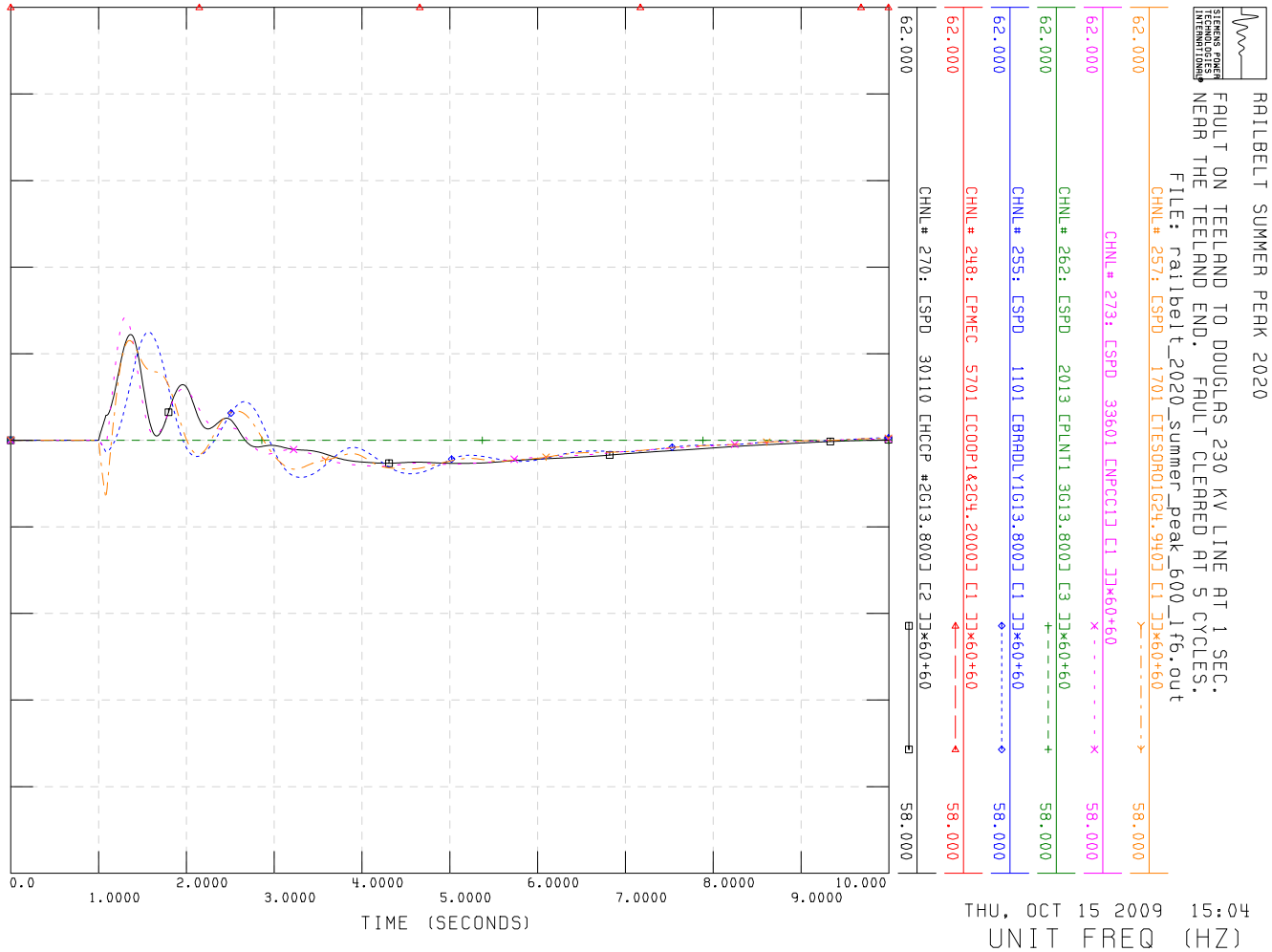
RAILBELT SUMMER PEAK 2020
FAULT ON TEELAND TO DOUGLAS 230 KV LINE AT 1 SEC.
NEAR THE TEELAND END. FAULT CLEARED AT 5 CYCLES.
FILE: railbelt_2020_summer_peak_600_lf6.out
CHNL# 257: CSPD 1701 CTESORO1G24.9400 C1 JJ×60+60
CHNL# 273: CSPD 33601 CNPCC1J C1 JJ×60+60
CHNL# 262: CSPD 2013 CPLNT1 3G13.8000 C3 JJ×60+60
CHNL# 255: CSPD 1101 CBRADLY1G13.8000 C1 JJ×60+60
CHNL# 248: CPMEC 5701 CCOOP1&2G4.2000J C1 JJ×60+60
CHNL# 270: CSPD 30110 CHCCP #2G13.8000 C2 JJ×60+60
62.000
58.000
0.0
1.0000
2.0000
3.0000
4.0000
5.0000
6.0000
7.0000
8.0000
9.0000
10.000
TIME (SECONDS)
THU, OCT 15 2009 15:04
UNIT FREQ (HZ)

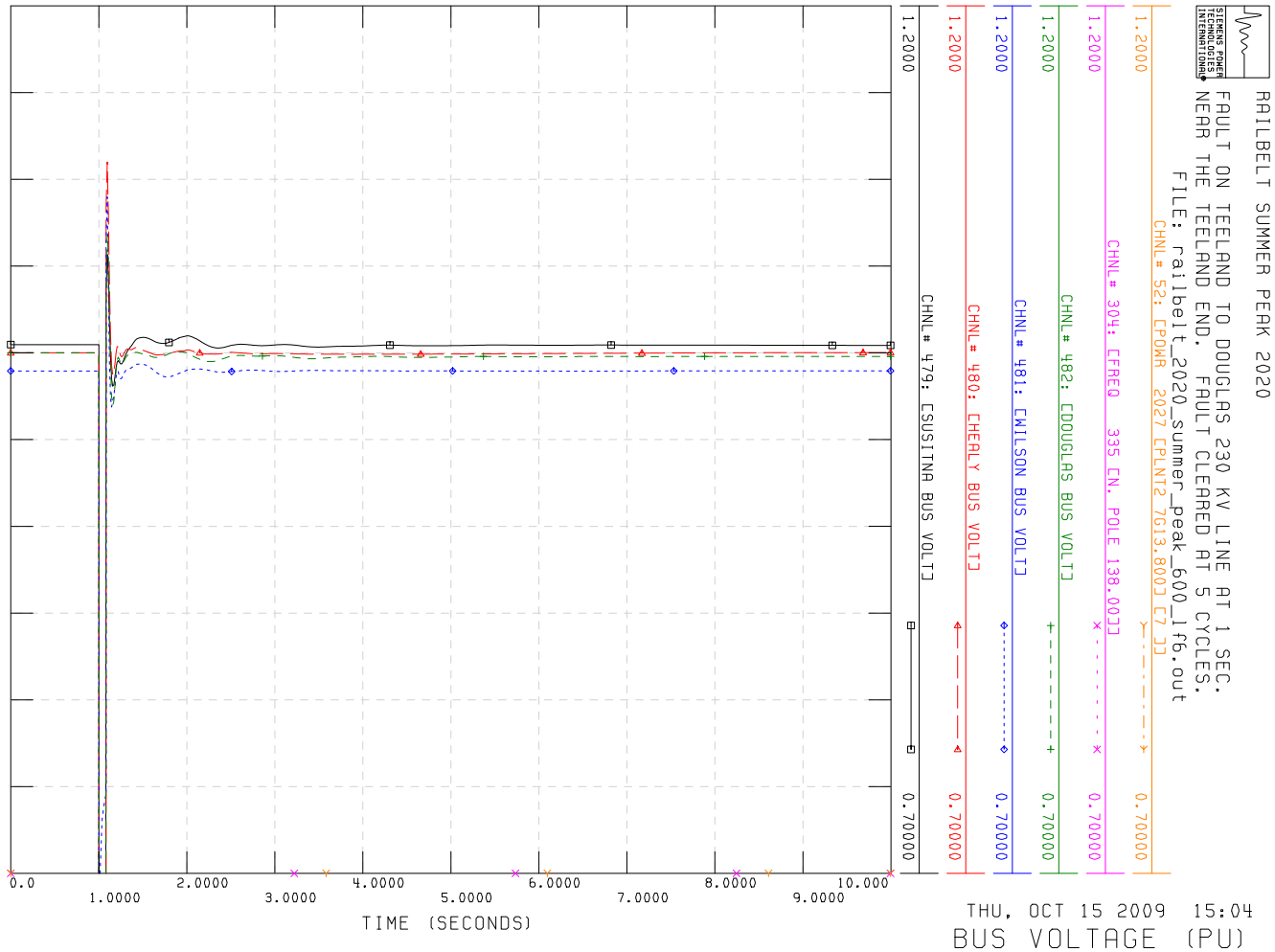
RAILBELT SUMMER PEAK 2020
FAULT ON TEELAND TO DOUGLAS 230 KV LINE AT 1 SEC.
NEAR THE TEELAND END. FAULT CLEARED AT 5 CYCLES.
FILE: railbelt_2020_summer_peak_600_lf6.out
CHNL# 52: CPOWR 2027 CPLNT2 7G13.8000 C7 JJ
CHNL# 304: CFREQ 335 CN. POLE 138.000J
CHNL# 482: CDOUGLAS BUS VOLTJ
CHNL# 481: CWILSON BUS VOLTJ
CHNL# 460: CHEALY BUS VOLTJ
CHNL# 479: CSUSITNA BUS VOLTJ
1.2000
0.70000
0.0
1.0000
2.0000
3.0000
4.0000
5.0000
6.0000
7.0000
8.0000
9.0000
10.000
TIME (SECONDS)
THU, OCT 15 2009 15:04
BUS VOLTAGE (PU)

RAILBELT SUMMER PEAK 2020

FAULT ON TEELAND TO DOUGLAS 230 KV LINE AT 1 SEC.
NEAR THE TEELAND END. FAULT CLEARED AT 5 CYCLES.
FILE: railbelt_2020_summer_peak_600_lf6.out

THU, OCT 15 2009 15:04

LINE FLOW (MW)

CHNL# 367: CP-SOLDOTNA-BRADLEY LAKE]
250.00 -250.0

CHNL# 495: CP-SUSITNA-GOLD CR]
250.00 -250.0

CHNL# 499: CP-DAVES CR-HOPE]
250.00 -250.0

CHNL# 493: CP-GOLD CR-DOUGLAS]
250.00 -250.0

CHNL# 489: CP-GOLD CR-CANTWELL]
250.00 -250.0

CHNL# 487: CP-WEST TERM-EAST TERM]
250.00 -250.0

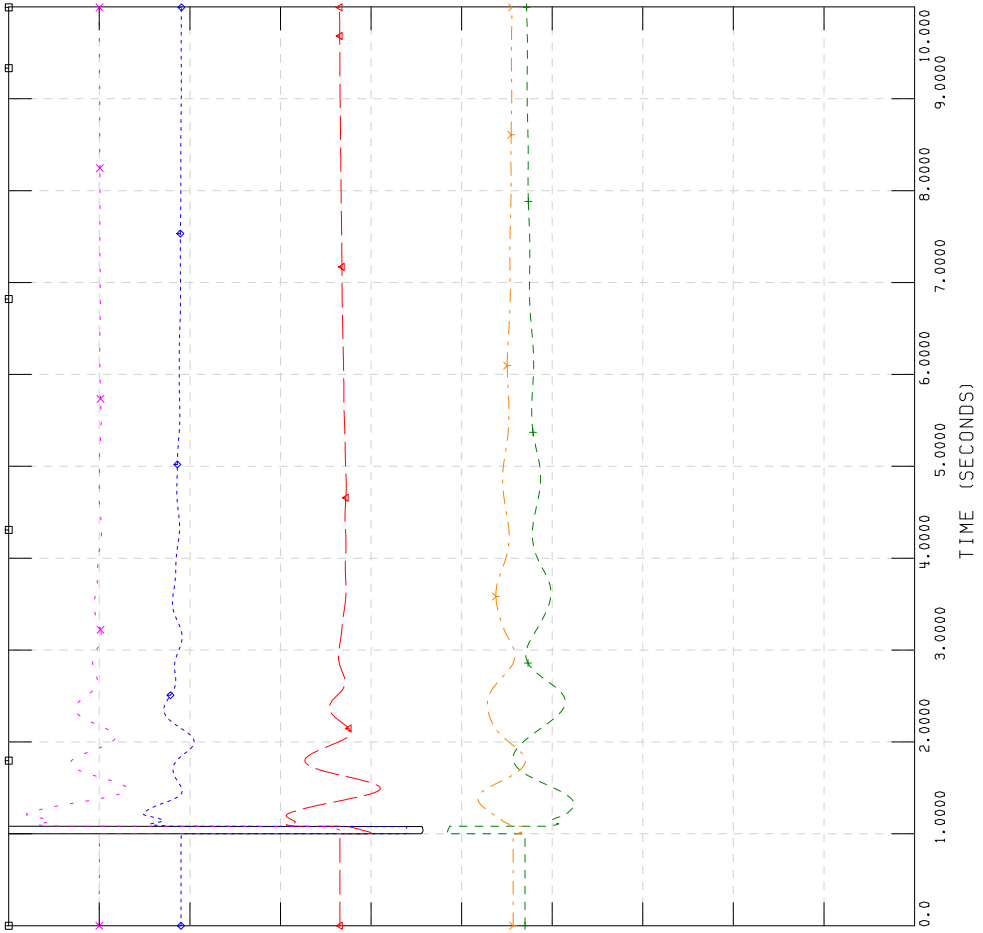

RAILBELT SUMMER PEAK 2020

FAULT ON TEELAND TO DOUGLAS 230 KV LINE AT 1 SEC.
NEAR THE TEELAND END. FAULT CLEARED AT 5 CYCLES.
FILE: railbelt_2020_summer_peak_600_lf6.out

THU, OCT 15 2009 15:04

LINE FLOW (MVAR)

CHNL# 368: CQ-SOLDOTNA-BRADLEY LAKE]
100.00 -100.0

CHNL# 496: CQ-SUSITNA-GOLD CR]
100.00 -100.0

CHNL# 500: CQ-DAVES CR-HOPE]
100.00 -100.0

CHNL# 494: CQ-GOLD CR-DOUGLAS]
100.00 -100.0

CHNL# 490: CQ-GOLD CR-CANTWELL]
100.00 -100.0

CHNL# 488: CQ-WEST TERM-EAST TERM]
100.00 -100.0

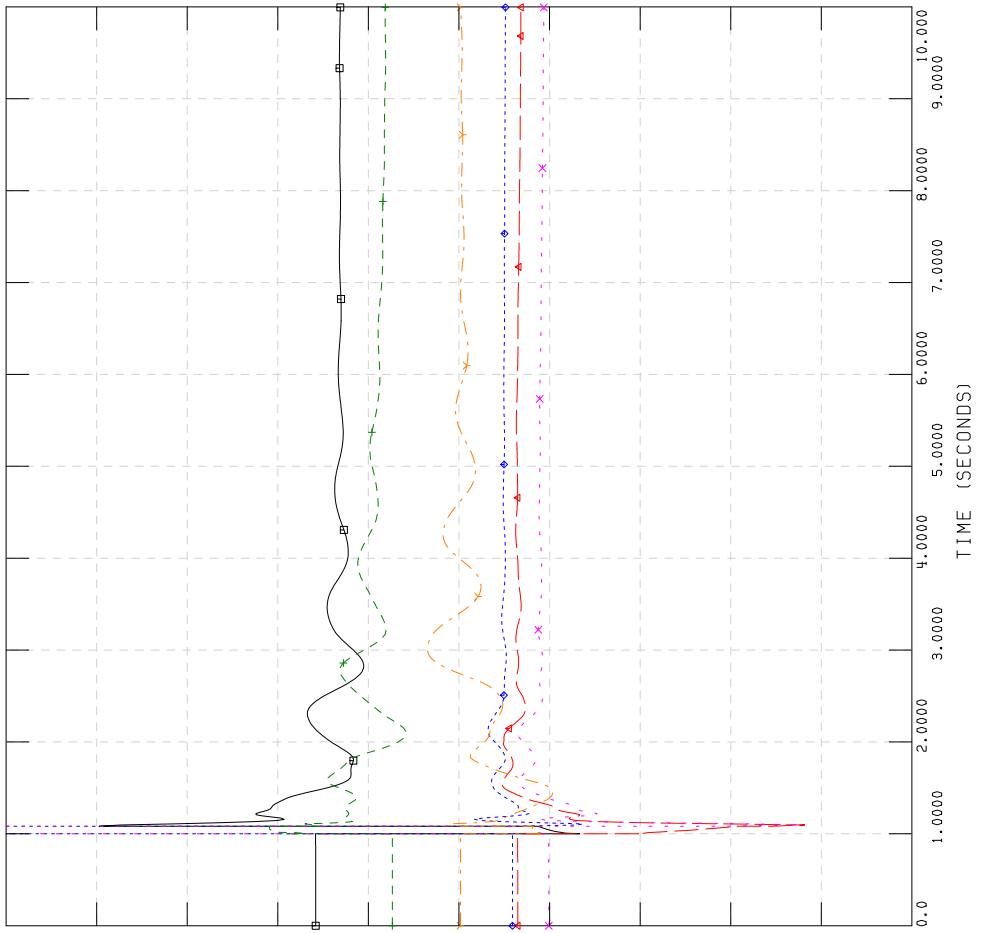

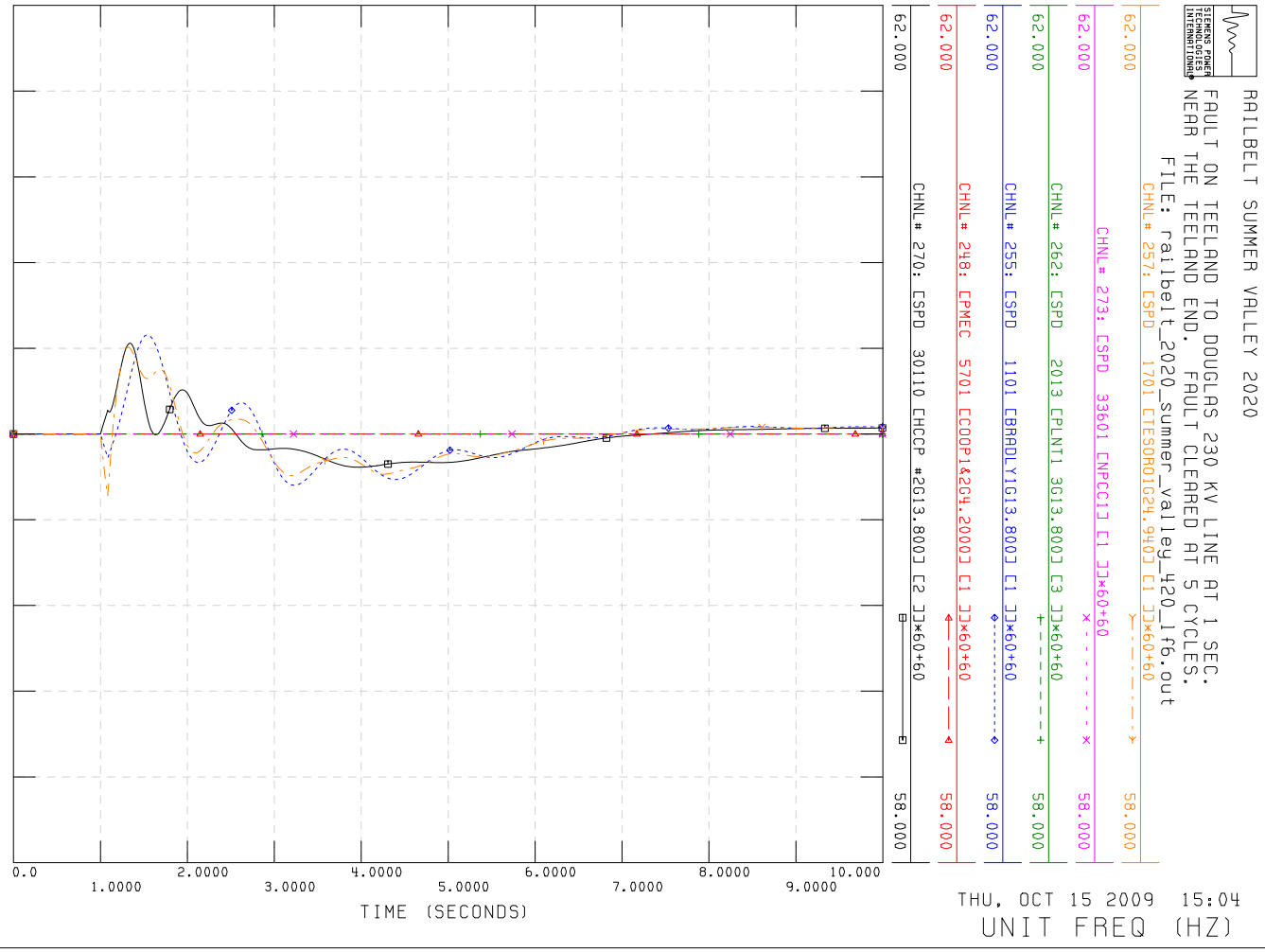
RAILBELT SUMMER VALLEY 2020
FAULT ON TEELAND TO DOUGLAS 230 KV LINE AT 1 SEC.
NEAR THE TEELAND END. FAULT CLEARED AT 5 CYCLES.
FILE: railbelt_2020_summer_valley_420_lf6.out
CHNL# 257: CSPD 1701 CTESORO1G24.9400 C1 JJ×60+60
CHNL# 273: CSPD 33601 CNPCC1J C1 JJ×60+60
CHNL# 262: CSPD 2013 CPLNT1 3G13.8000 C3 JJ×60+60
CHNL# 255: CSPD 1101 CBRADLY1G13.8000 C1 JJ×60+60
CHNL# 248: CPMEC 5701 CCOOP1&2G4.2000 C1 JJ×60+60
CHNL# 270: CSPD 30110 CHCCP #2G13.8000 C2 JJ×60+60
62.000
58.000
0.0
1.0000
2.0000
3.0000
4.0000
5.0000
6.0000
7.0000
8.0000
9.0000
10.000
TIME (SECONDS)
THU, OCT 15 2009 15:04
UNIT FREQ (HZ)

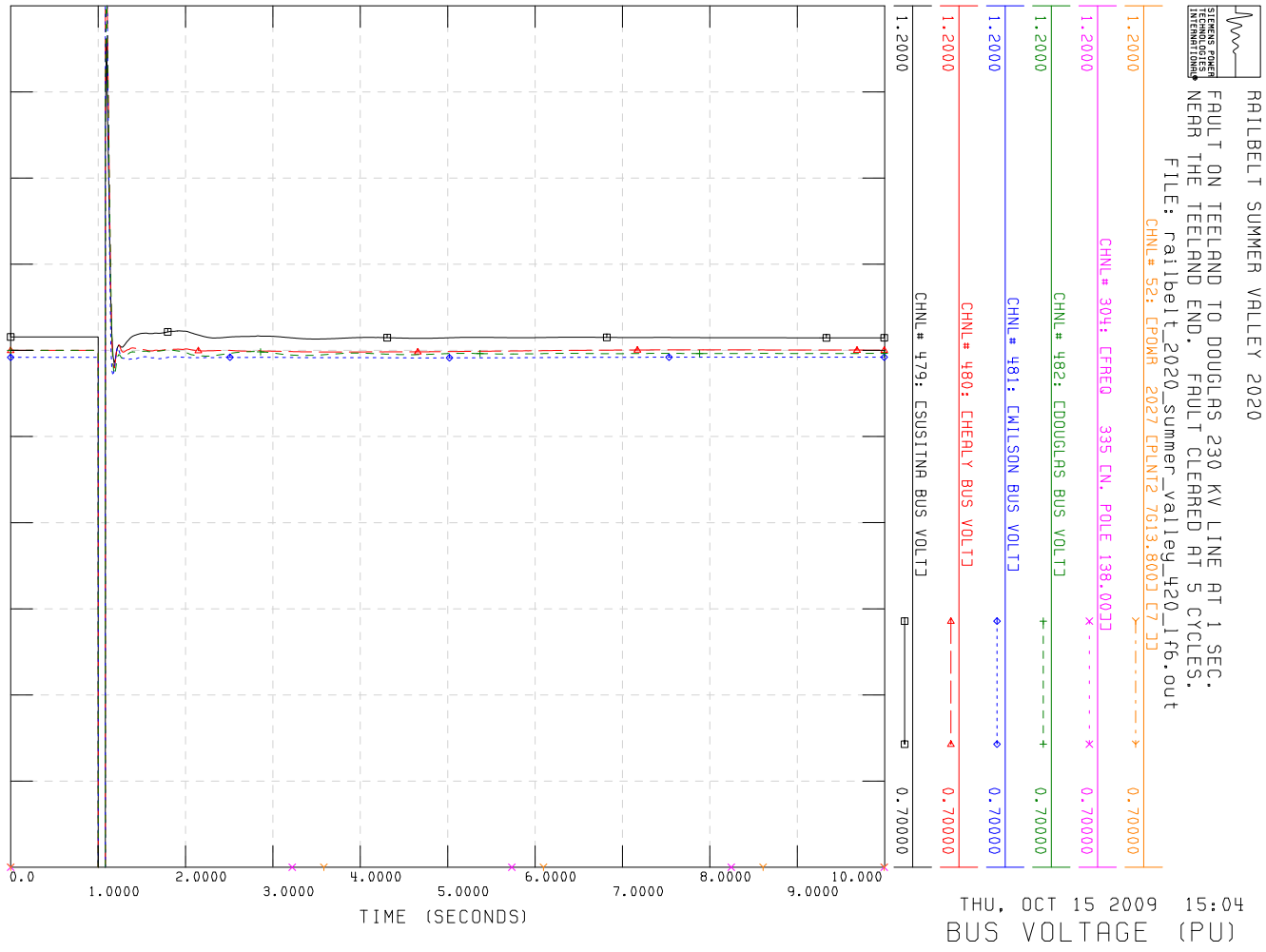
RAILBELT SUMMER VALLEY 2020
FAULT ON TEELAND TO DOUGLAS 230 KV LINE AT 1 SEC.
NEAR THE TEELAND END. FAULT CLEARED AT 5 CYCLES.
FILE: railbelt_2020_summer_valley_420_lf6.out
CHNL# 52: CPOWR 2027 CPLNT2 7613.8000 C7 JJ
CHNL# 304: CFREQ 335 CN. POLE 138.000J
CHNL# 482: CDOUGLAS BUS VOLTJ
CHNL# 481: CWILSON BUS VOLTJ
CHNL# 460: CHEALY BUS VOLTJ
CHNL# 479: CSUSITNA BUS VOLTJ
1.2000
0.70000
0.0
1.0000
2.0000
3.0000
4.0000
5.0000
6.0000
7.0000
8.0000
9.0000
10.000
TIME (SECONDS)
THU, OCT 15 2009 15:04
BUS VOLTAGE (PU)

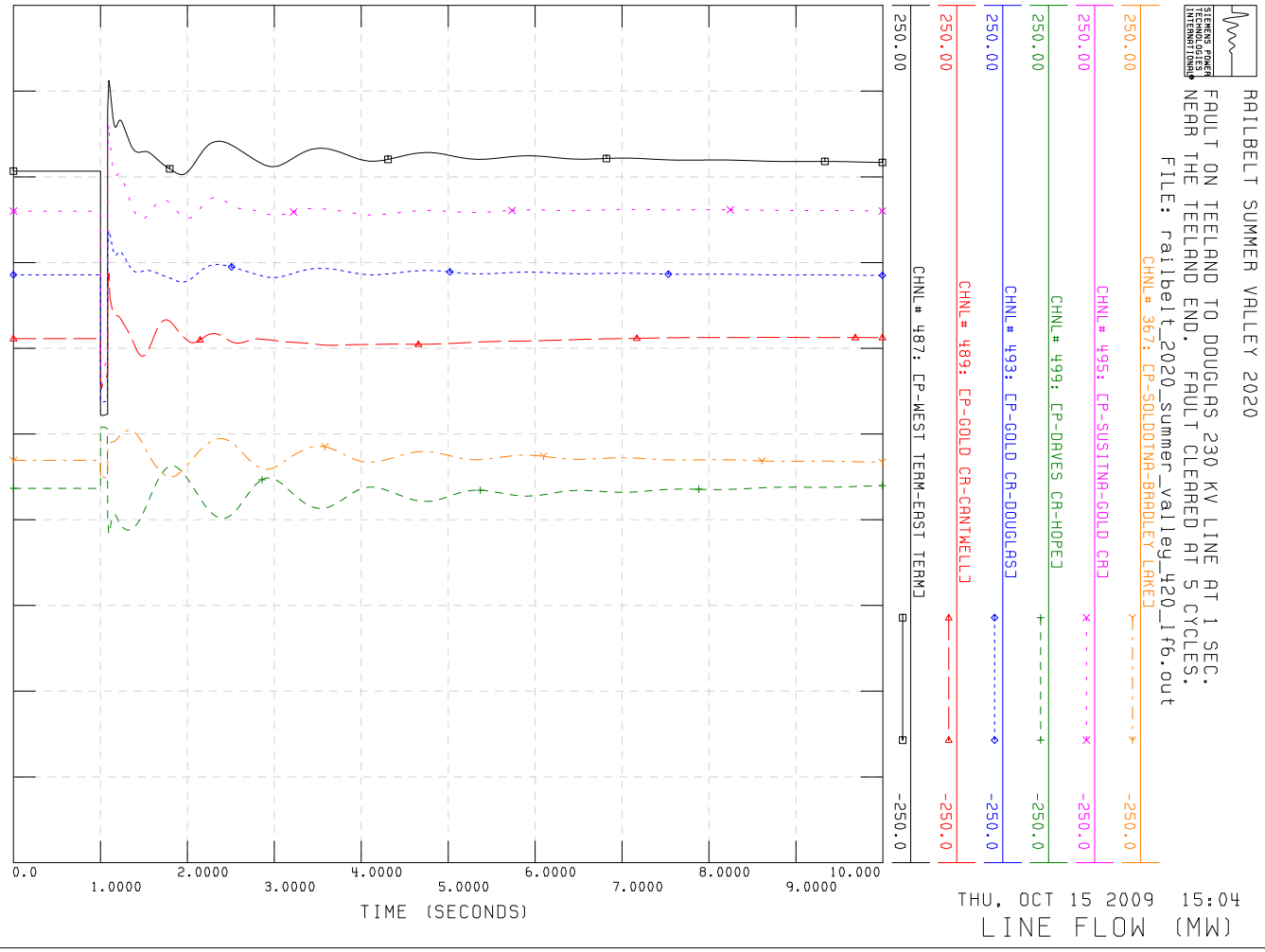
RAILBELT SUMMER VALLEY 2020
FAULT ON TEELAND TO DOUGLAS 230 KV LINE AT 1 SEC.
NEAR THE TEELAND END. FAULT CLEARED AT 5 CYCLES.
FILE: railbelt_2020_summer_valley_420_lf6.out
CHNL# 367: EP-SOLDOTNA-BRADLEY LAKE
CHNL# 495: EP-SUSITNA-GOLD CR
CHNL# 499: EP-DAVES CR-HOPE
CHNL# 493: EP-GOLD CR-DOUGLAS
CHNL# 489: EP-GOLD CR-CANTWELL
CHNL# 487: EP-WEST TERM-EAST TERM
250.00
-250.0
TIME (SECONDS)
0.0
1.0000
2.0000
3.0000
4.0000
5.0000
6.0000
7.0000
8.0000
9.0000
10.000
THU, OCT 15 2009 15:04
LINE FLOW (MW)

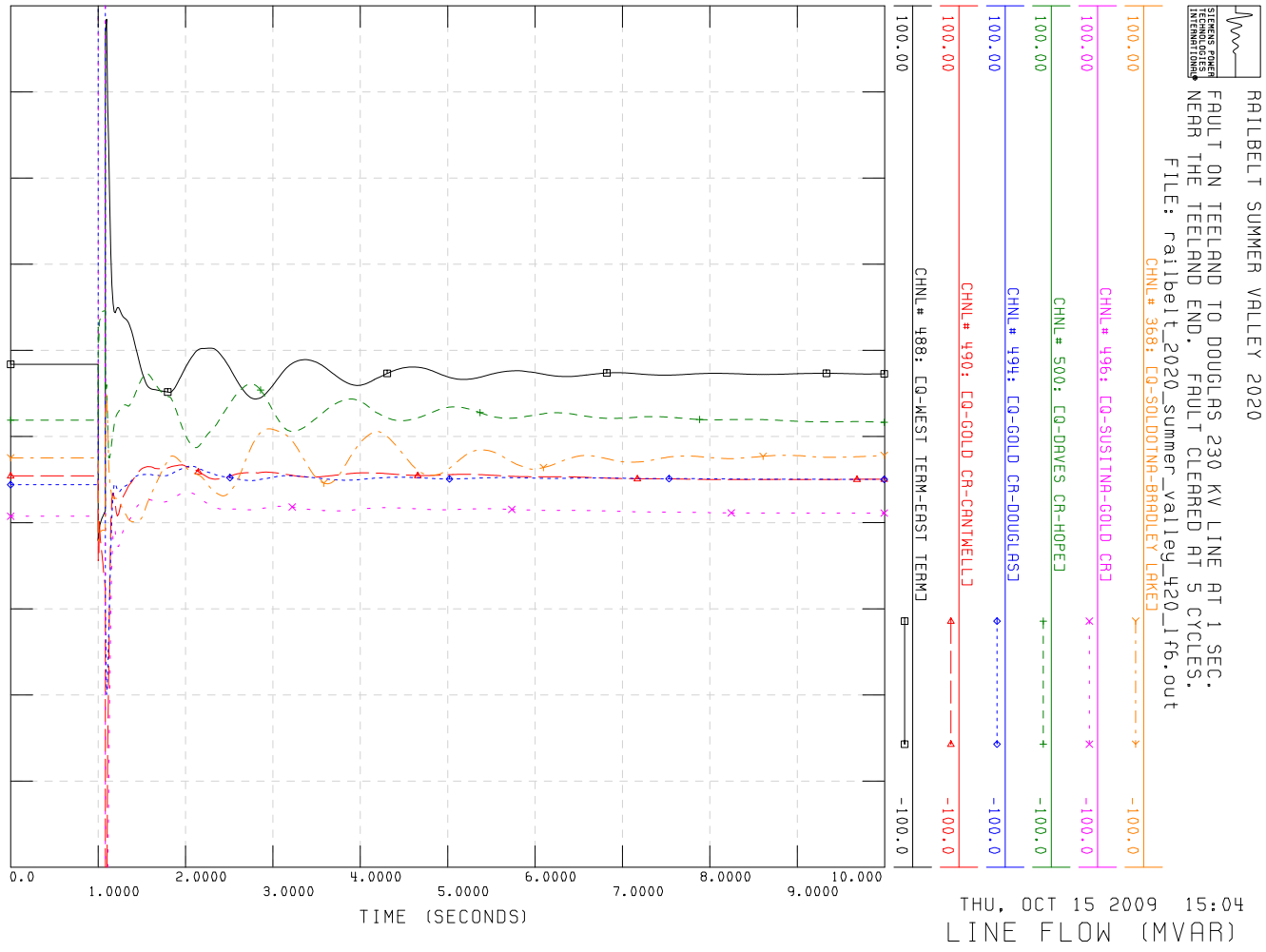
RAILBELT SUMMER VALLEY 2020
FAULT ON TEELAND TO DOUGLAS 230 KV LINE AT 1 SEC.
NEAR THE TEELAND END. FAULT CLEARED AT 5 CYCLES.
FILE: railbelt_2020_summer_valley_420_lf6.out
CHNL# 368: EQ-SOLDOTNA-BRADLEY LAKE
CHNL# 496: EQ-SUSITNA-GOLD CR
CHNL# 500: EQ-DAVES CR-HOPE
CHNL# 494: EQ-GOLD CR-DOUGLAS
CHNL# 490: EQ-GOLD CR-CANTWELL
CHNL# 488: EQ-WEST TERM-EAST TERM
100.00
-100.0
TIME (SECONDS)
0.0
1.0000
2.0000
3.0000
4.0000
5.0000
6.0000
7.0000
8.0000
9.0000
10.000
THU, OCT 15 2009 15:04
LINE FLOW (MVAR)

RAILBELT SUMMER VALLEY 2020

FAULT ON TEELAND TO DOUGLAS 230 KV LINE AT 1 SEC.
NEAR THE TEELAND END. FAULT CLEARED AT 5 CYCLES.
FILE: railbelt_2020_summer_valley_600_lf6.out

THU, OCT 15 2009 15:04

UNIT FREQ (HZ)

CHNL# 257: [SPD 1701 [TESOR01G24.940] [1]]×60+60
62.000 58.000

CHNL# 273: [SPD 33601 [NPCC1] [1]]×60+60
62.000 58.000

CHNL# 262: [SPD 2013 [PLNT1 3G13.800] [3]]×60+60
62.000 58.000

CHNL# 255: [SPD 1101 [BRADLY1G13.800] [1]]×60+60
62.000 58.000

CHNL# 248: [PMEC 5701 [COOP1&2G4.2000] [1]]×60+60
62.000 58.000

CHNL# 270: [SPD 30110 [HCCP #2G13.800] [2]]×60+60
62.000 58.000

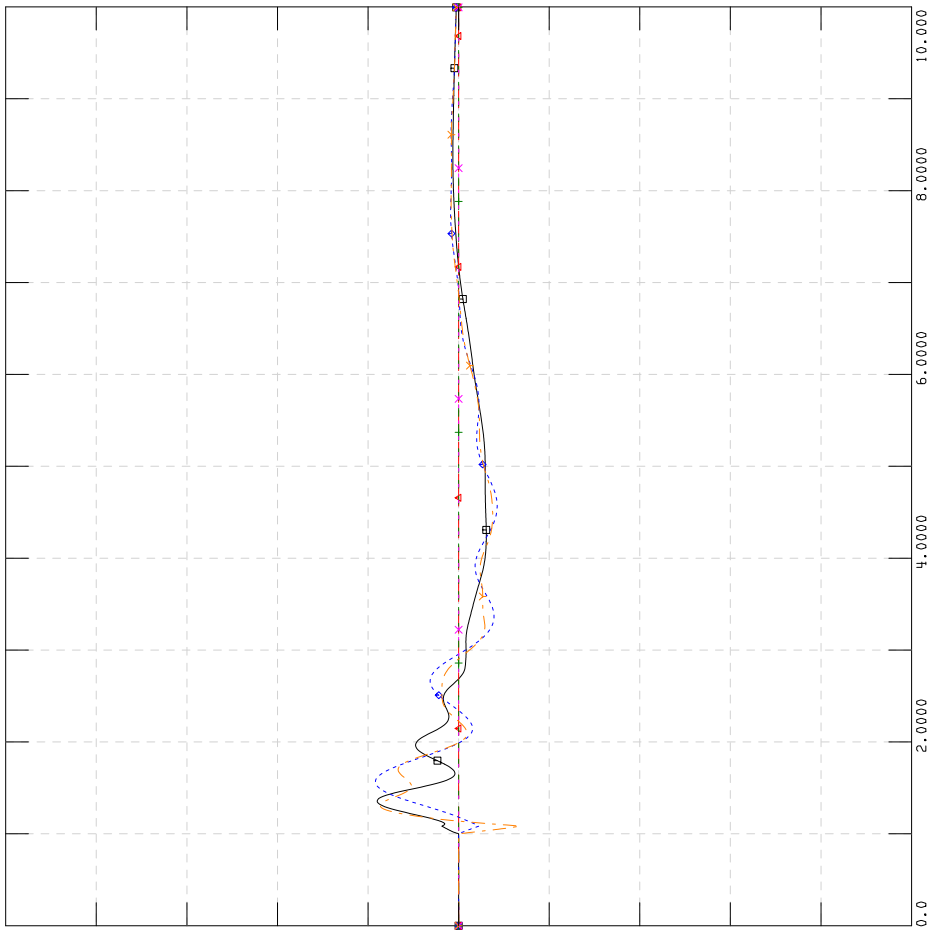

RAILBELT SUMMER VALLEY 2020

FAULT ON TEELAND TO DOUGLAS 230 KV LINE AT 1 SEC.
NEAR THE TEELAND END. FAULT CLEARED AT 5 CYCLES.
FILE: railbelt_2020_summer_valley_600_lf6.out

THU, OCT 15 2009 15:04

BUS VOLTAGE (PU)

CHNL# 52: [POWR 2027 [PLNT2 7G13.800] [7]]
1.2000 0.70000

CHNL# 304: [FREQ 335 [N. POLE 138.00]]
1.2000 0.70000

CHNL# 482: [DOUGLAS BUS VOLT]
1.2000 0.70000

CHNL# 481: [WILSON BUS VOLT]
1.2000 0.70000

CHNL# 480: [HEALY BUS VOLT]
1.2000 0.70000

CHNL# 479: [SUSITNA BUS VOLT]
1.2000 0.70000

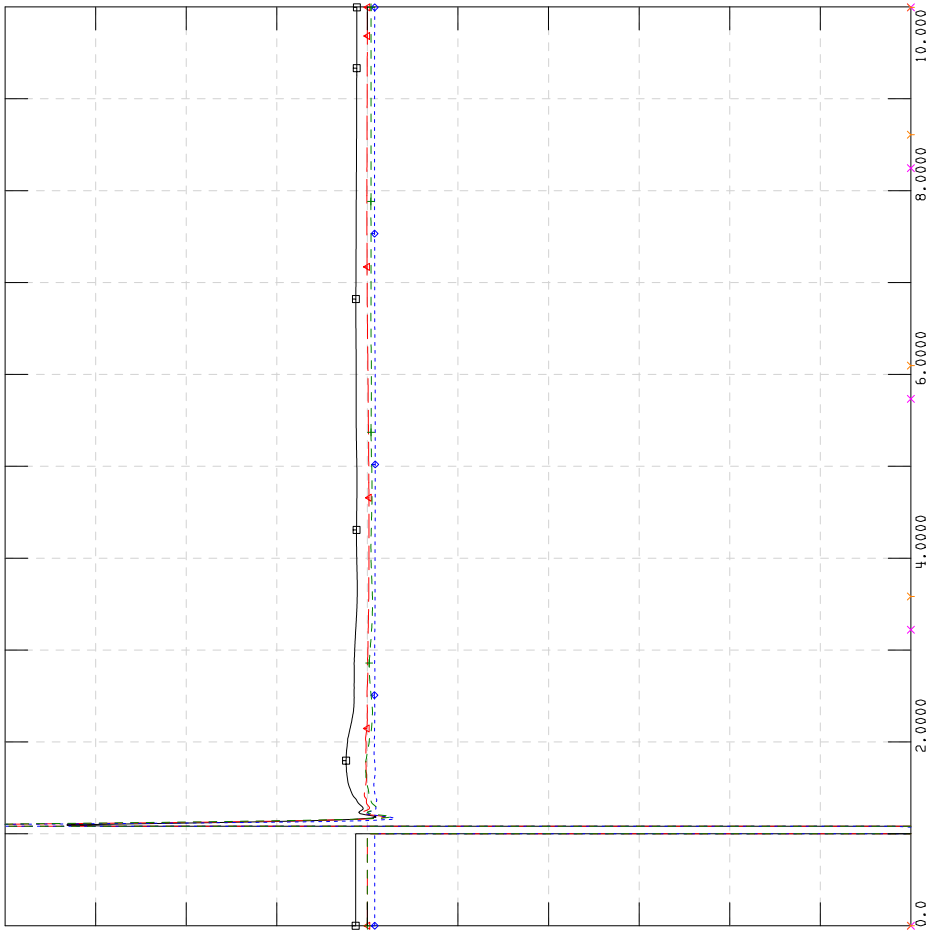

RAILBELT SUMMER VALLEY 2020

FAULT ON TEELAND TO DOUGLAS 230 KV LINE AT 1 SEC.
NEAR THE TEELAND END. FAULT CLEARED AT 5 CYCLES.
FILE: railbelt_2020_summer_valley_600_lf6.out

THU, OCT 15 2009 15:04

LINE FLOW (MW)

CHNL# 367: CP-SOLDOTNA-BRADLEY LAKE]
250.00 -250.0

CHNL# 495: CP-SUSITNA-GOLD CR]
250.00 -250.0

CHNL# 499: CP-DAVES CR-HOPE]
250.00 -250.0

CHNL# 493: CP-GOLD CR-DOUGLAS]
250.00 -250.0

CHNL# 489: CP-GOLD CR-CANTWELL]
250.00 -250.0

CHNL# 487: CP-WEST TERM-EAST TERM]
250.00 -250.0

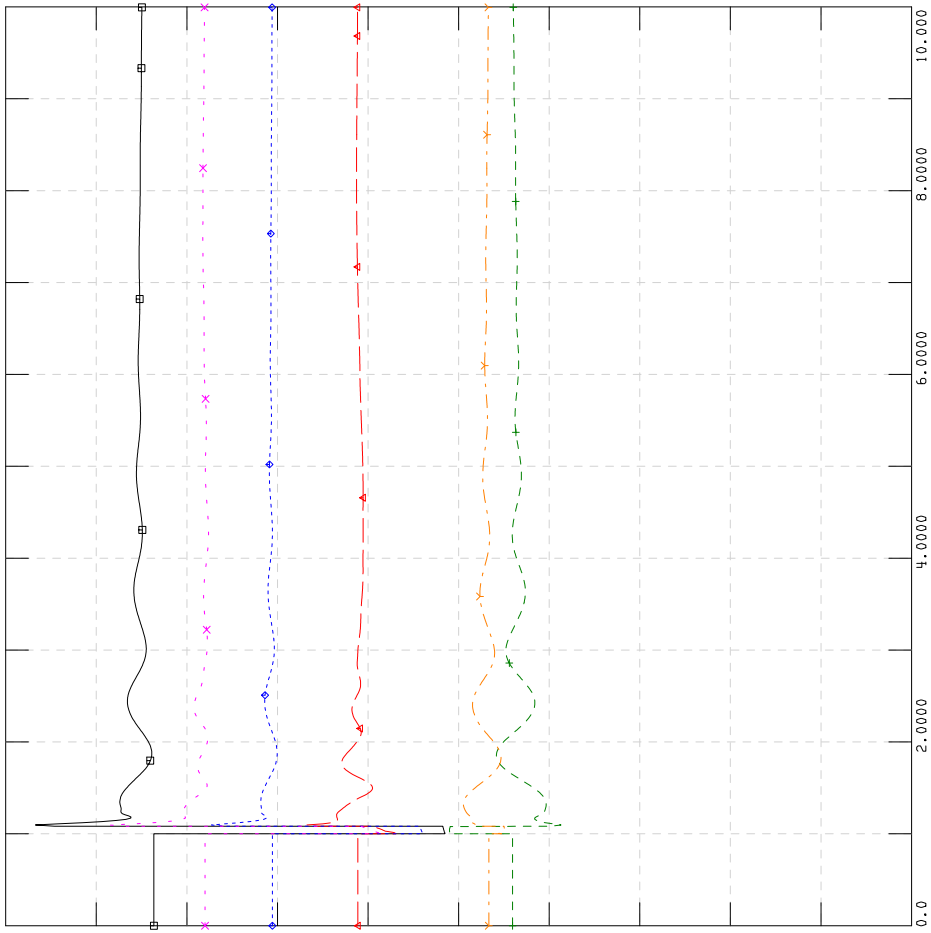

RAILBELT SUMMER VALLEY 2020

FAULT ON TEELAND TO DOUGLAS 230 KV LINE AT 1 SEC.
NEAR THE TEELAND END. FAULT CLEARED AT 5 CYCLES.
FILE: railbelt_2020_summer_valley_600_lf6.out

THU, OCT 15 2009 15:04

LINE FLOW (MVAR)

CHNL# 368: CQ-SOLDOTNA-BRADLEY LAKE]
100.00 -100.0

CHNL# 496: CQ-SUSITNA-GOLD CR]
100.00 -100.0

CHNL# 500: CQ-DAVES CR-HOPE]
100.00 -100.0

CHNL# 494: CQ-GOLD CR-DOUGLAS]
100.00 -100.0

CHNL# 490: CQ-GOLD CR-CANTWELL]
100.00 -100.0

CHNL# 488: CQ-WEST TERM-EAST TERM]
100.00 -100.0

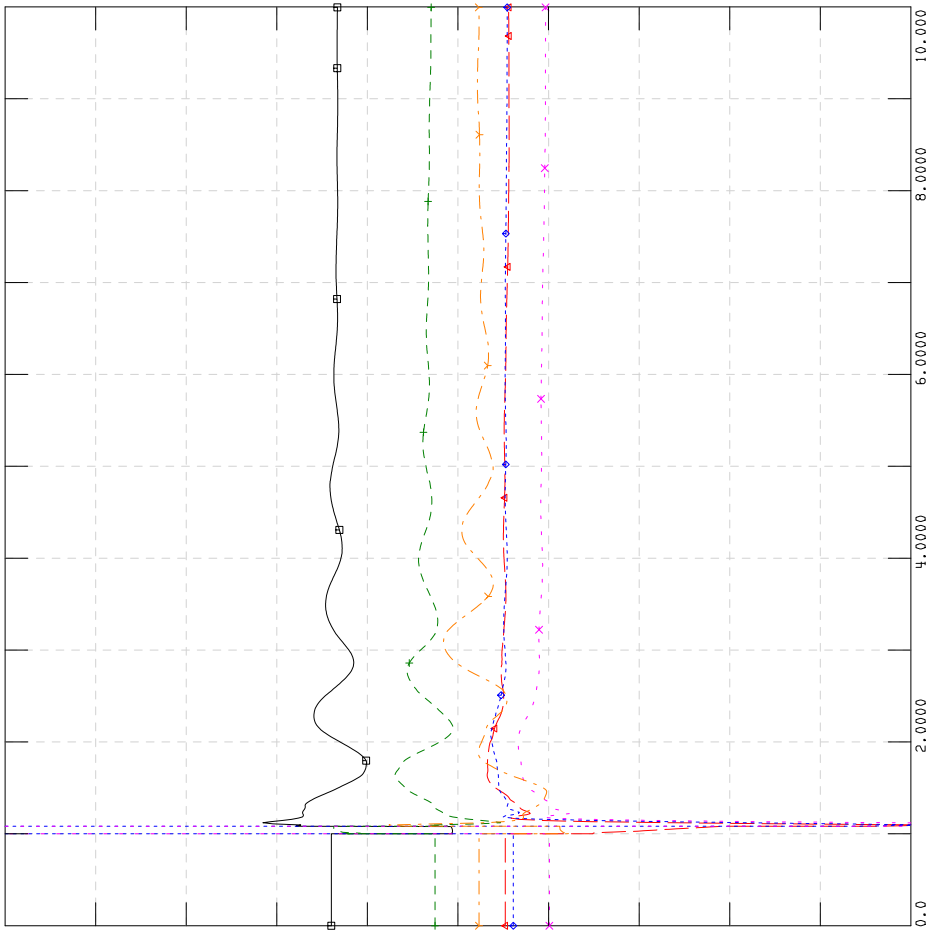

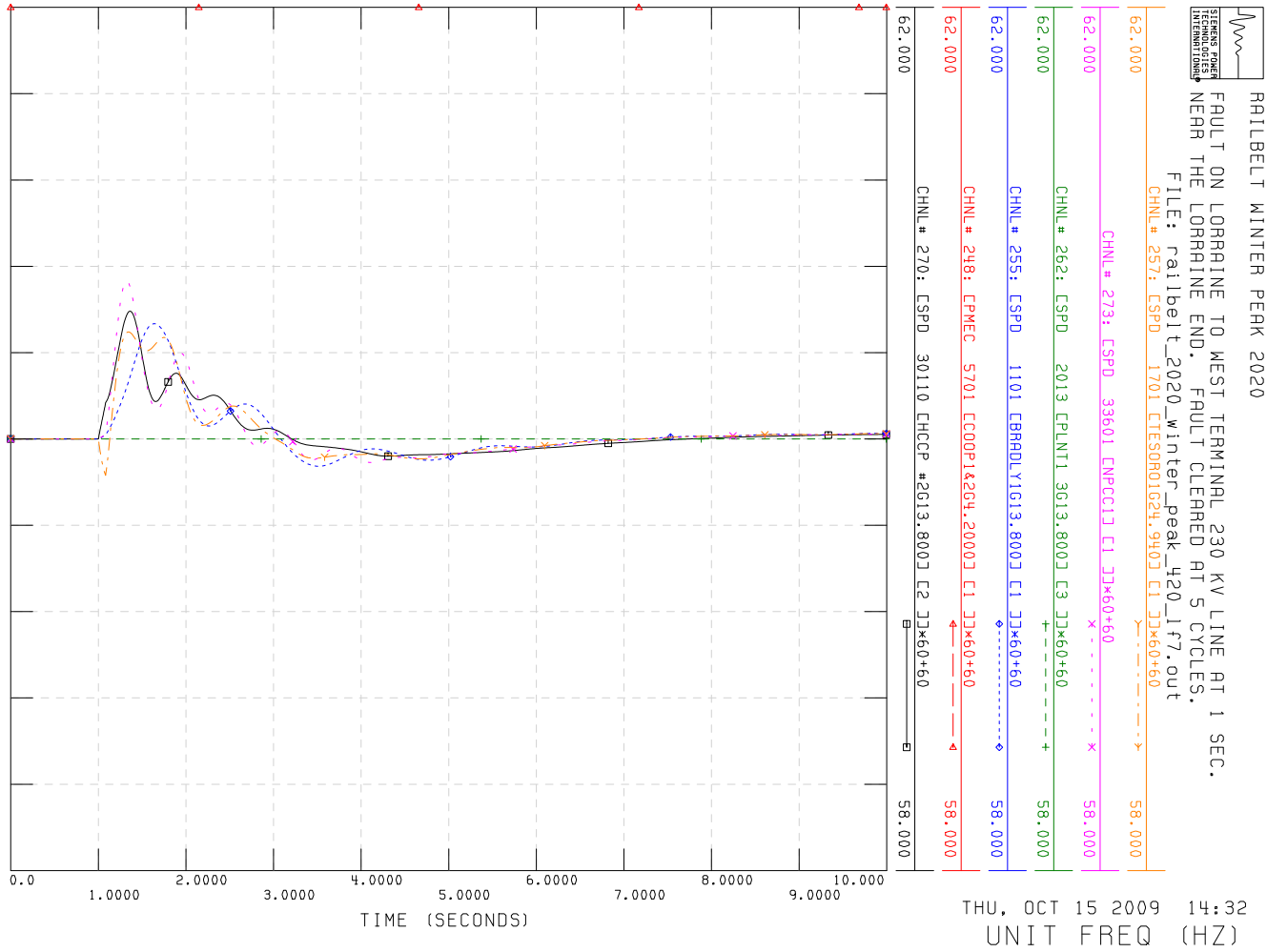
RAILBELT WINTER PEAK 2020
FAULT ON LORRAINE TO WEST TERMINAL 230 KV LINE AT 1 SEC.
NEAR THE LORRAINE END. FAULT CLEARED AT 5 CYCLES.
FILE: railbelt_2020_winter_peak_420_lf7.out
CHNL# 257: CSPD 1701 CTESORO1G24.9400 C1 JJ×60+60
CHNL# 273: CSPD 33601 CNPCC1J C1 JJ×60+60
CHNL# 262: CSPD 2013 CPLNT1 3G13.800J C3 JJ×60+60
CHNL# 255: CSPD 1101 CBRADLY1G13.800J C1 JJ×60+60
CHNL# 248: CPMEC 5701 CCOOP1&2G4.2000J C1 JJ×60+60
CHNL# 270: CSPD 30110 CHCCP #2G13.800J C2 JJ×60+60
62.000
58.000
0.0
1.0000
2.0000
3.0000
4.0000
5.0000
6.0000
7.0000
8.0000
9.0000
10.000
TIME (SECONDS)
THU, OCT 15 2009 14:32
UNIT FREQ (HZ)

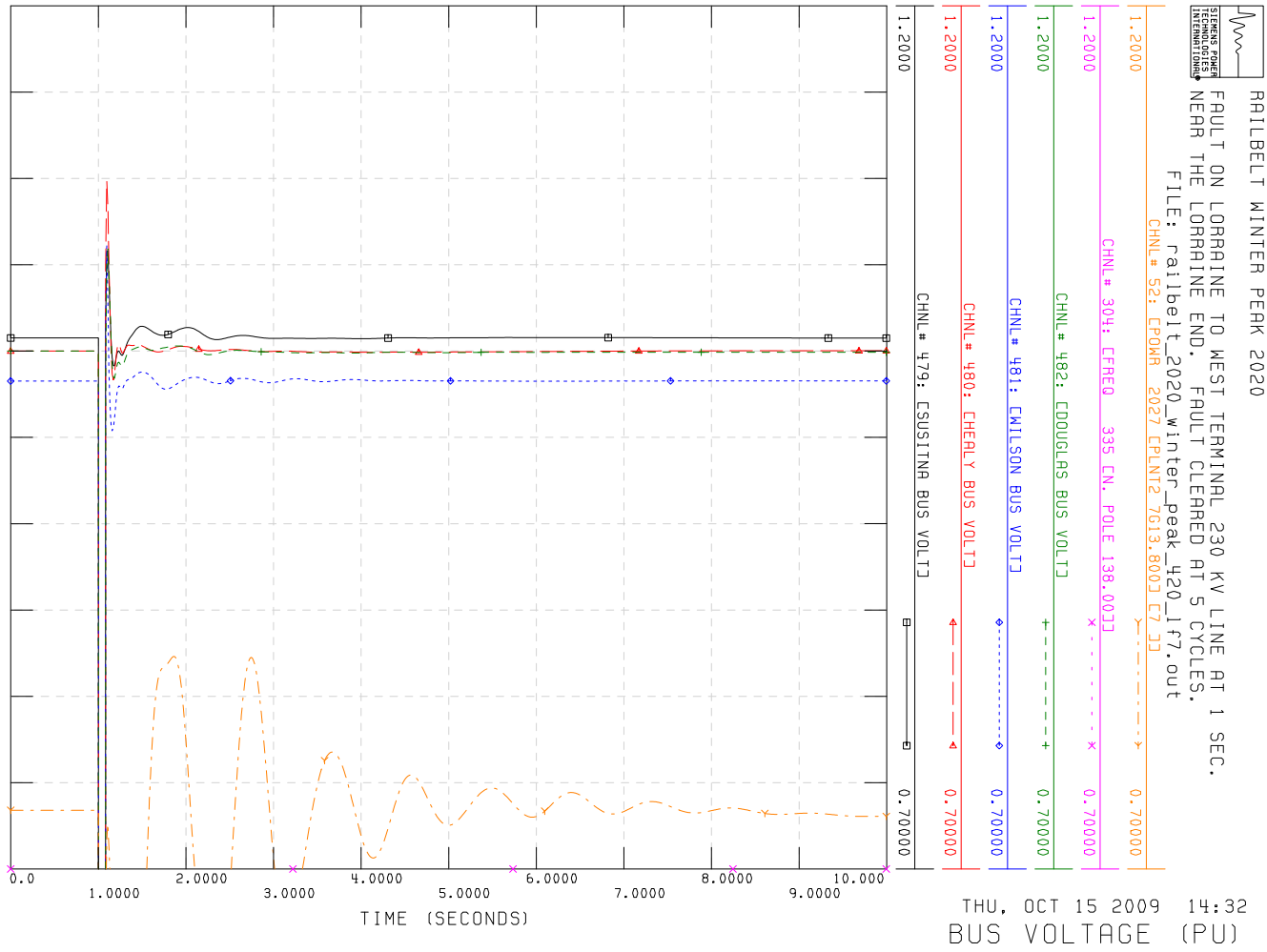
RAILBELT WINTER PEAK 2020
FAULT ON LORRAINE TO WEST TERMINAL 230 KV LINE AT 1 SEC.
NEAR THE LORRAINE END. FAULT CLEARED AT 5 CYCLES.
FILE: railbelt_2020_winter_peak_420_lf7.out
CHNL# 52: CPOWR 2027 CPLNT2 7613.800J C7 JJ
CHNL# 304: CFREQ 335 CN. POLE 138.00JJ
CHNL# 482: CDOUGLAS BUS VOLTJ
CHNL# 481: CWILSON BUS VOLTJ
CHNL# 480: CHEALY BUS VOLTJ
CHNL# 479: CSUSITNA BUS VOLTJ
1.2000
0.70000
0.0
1.0000
2.0000
3.0000
4.0000
5.0000
6.0000
7.0000
8.0000
9.0000
10.000
TIME (SECONDS)
THU, OCT 15 2009 14:32
BUS VOLTAGE (PU)

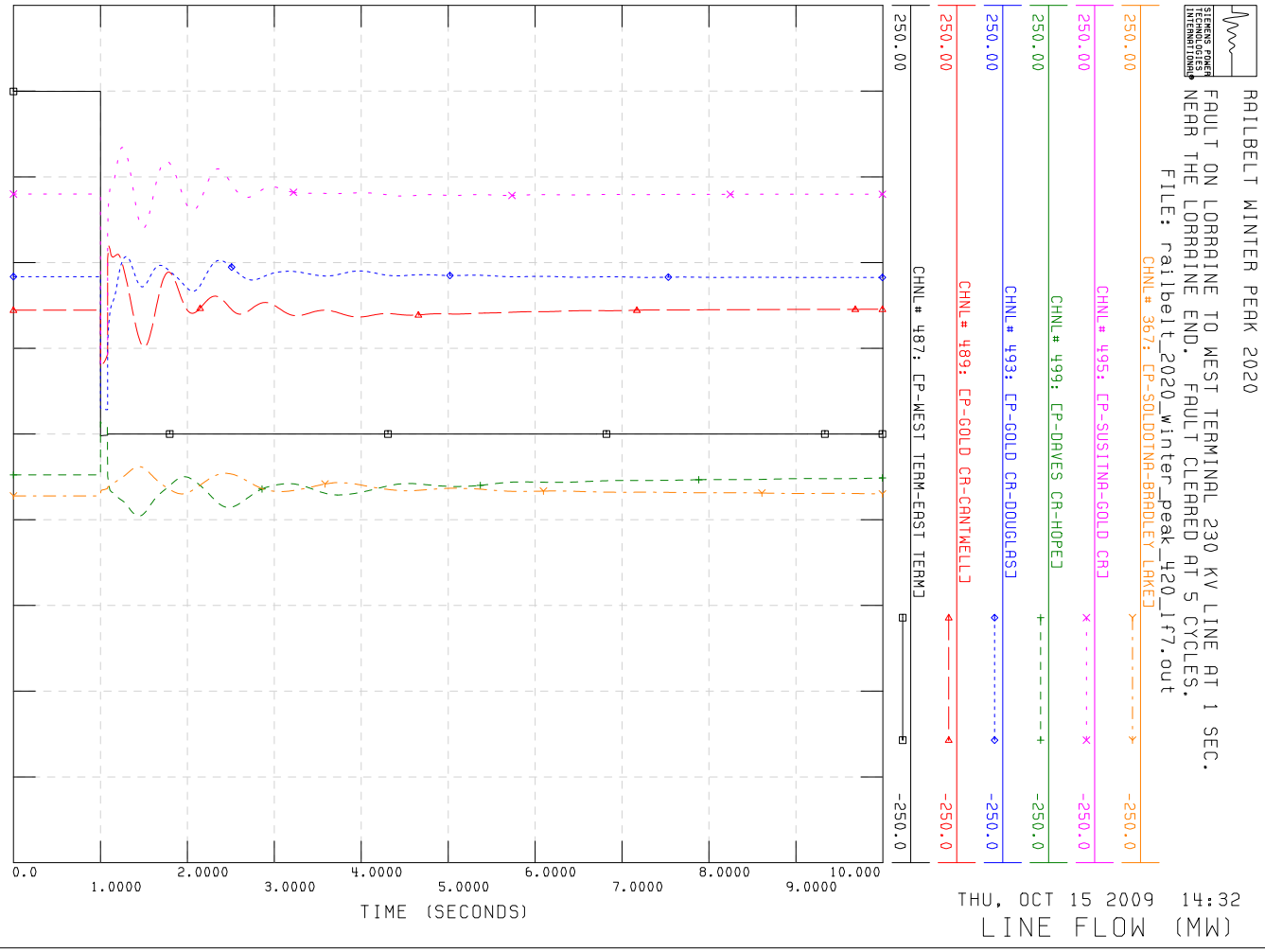
RAILBELT WINTER PEAK 2020
FAULT ON LORRAINE TO WEST TERMINAL 230 KV LINE AT 1 SEC.
NEAR THE LORRAINE END. FAULT CLEARED AT 5 CYCLES.
FILE: railbelt_2020_winter_peak_420_lf7.out
CHNL# 367: CP-SOLDOTNA-BRADLEY LAKE
CHNL# 495: CP-SUSITNA-GOLD CR3
CHNL# 499: CP-DAVES CR-HOPE3
CHNL# 493: CP-GOLD CR-DOUGLAS3
CHNL# 489: CP-GOLD CR-CANTWELL3
CHNL# 487: CP-WEST TERM-EAST TERM3
250.00
-250.0
TIME (SECONDS)
0.0
1.0000
2.0000
3.0000
4.0000
5.0000
6.0000
7.0000
8.0000
9.0000
10.000
THU, OCT 15 2009 14:32
LINE FLOW (MW)

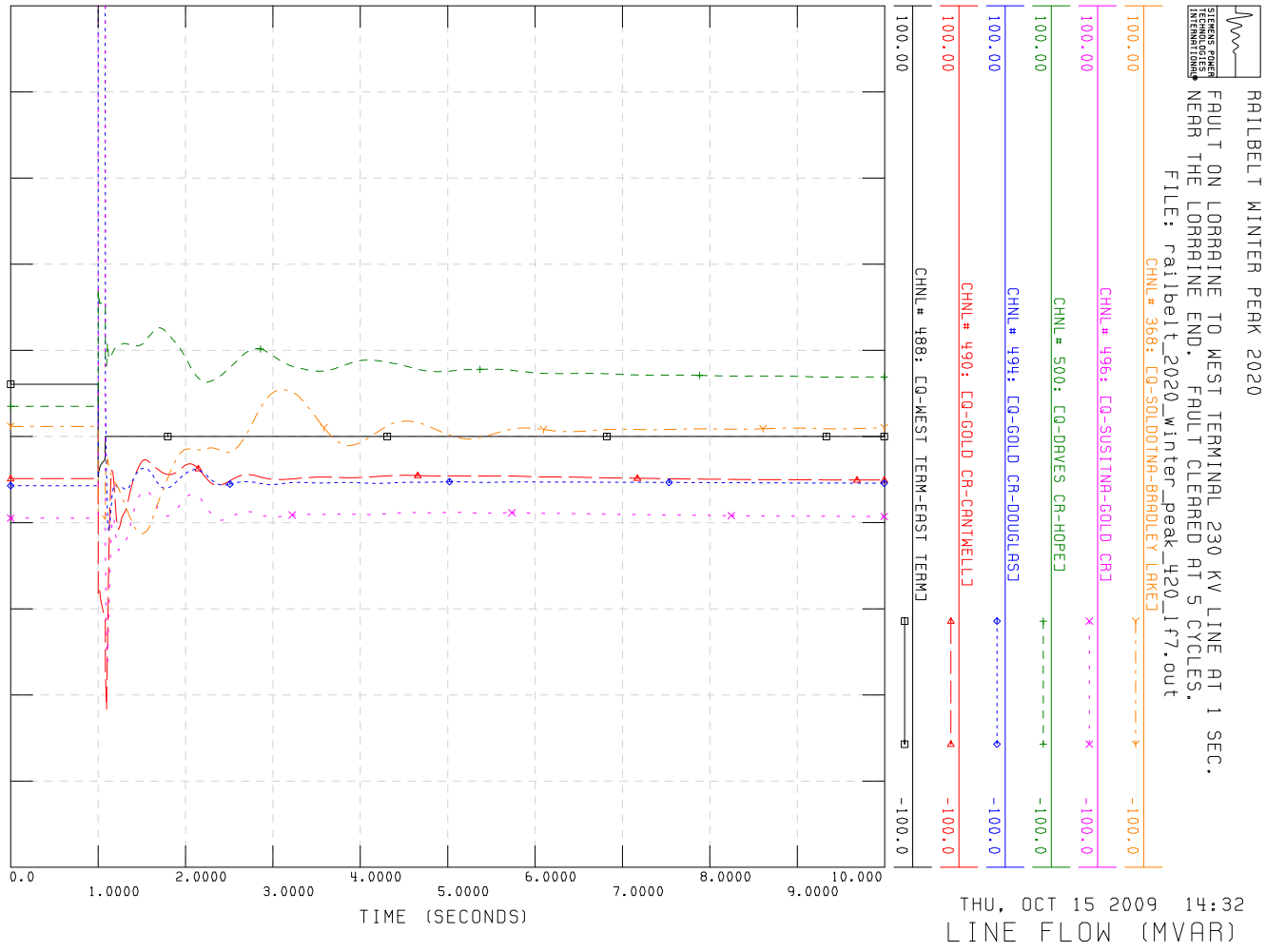
RAILBELT WINTER PEAK 2020
FAULT ON LORRAINE TO WEST TERMINAL 230 KV LINE AT 1 SEC.
NEAR THE LORRAINE END. FAULT CLEARED AT 5 CYCLES.
FILE: railbelt_2020_winter_peak_420_lf7.out
CHNL# 368: CQ-SOLDOTNA-BRADLEY LAKE3
CHNL# 496: CQ-SUSITNA-GOLD CR3
CHNL# 500: CQ-DAVES CR-HOPE3
CHNL# 494: CQ-GOLD CR-DOUGLAS3
CHNL# 490: CQ-GOLD CR-CANTWELL3
CHNL# 488: CQ-WEST TERM-EAST TERM3
100.00
-100.0
TIME (SECONDS)
0.0
1.0000
2.0000
3.0000
4.0000
5.0000
6.0000
7.0000
8.0000
9.0000
10.000
THU, OCT 15 2009 14:32
LINE FLOW (MVAR)

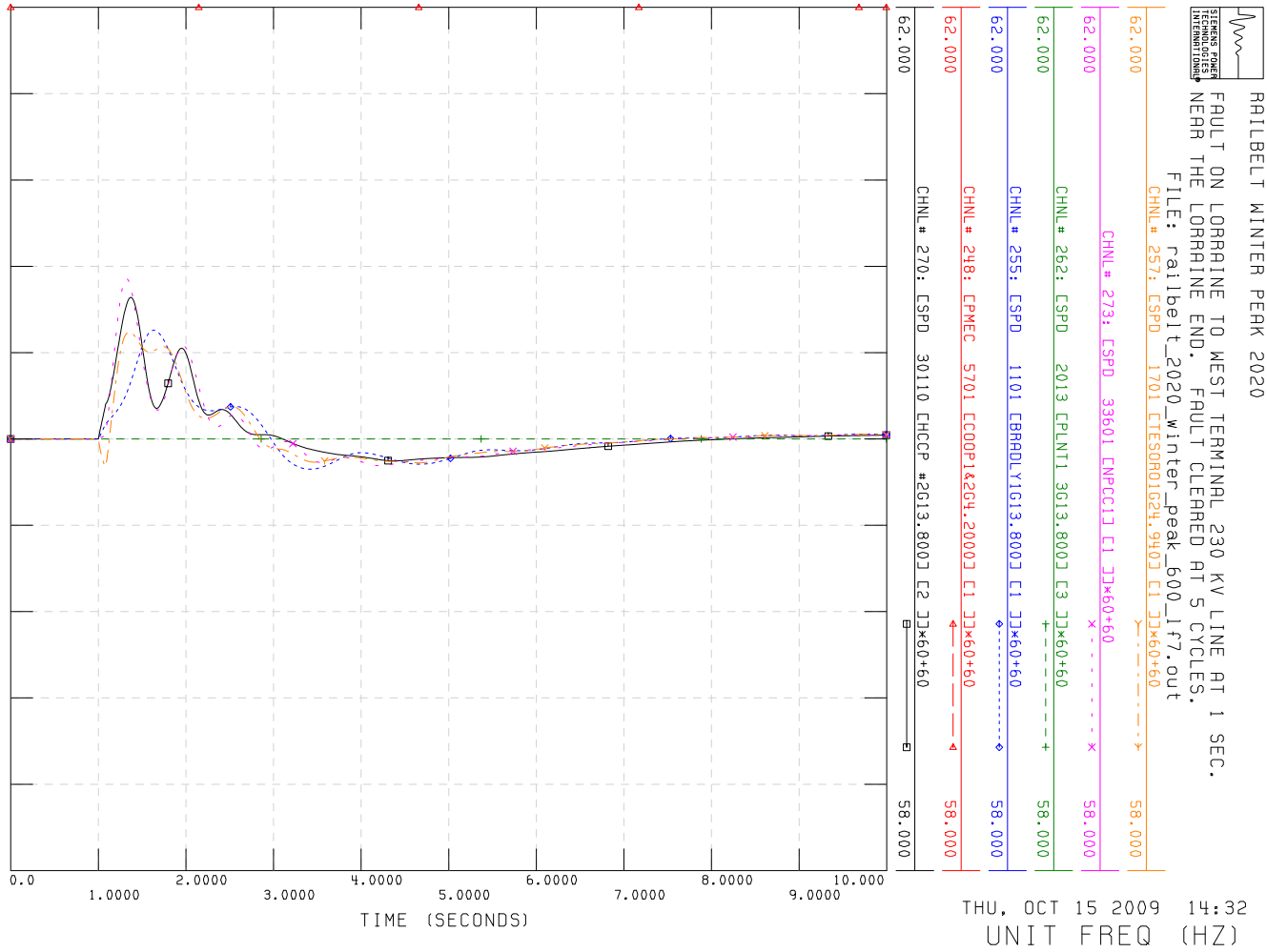
RAILBELT WINTER PEAK 2020
FAULT ON LORRAINE TO WEST TERMINAL 230 KV LINE AT 1 SEC.
NEAR THE LORRAINE END. FAULT CLEARED AT 5 CYCLES.
FILE: railbelt_2020_winter_peak_600_lf7.out
CHNL# 257: CSPD 1701 CTESORO1G24.9400 C1 JJ×60+60
CHNL# 273: CSPD 33601 CNPCC1J C1 JJ×60+60
CHNL# 262: CSPD 2013 CPLNT1 3G13.800J C3 JJ×60+60
CHNL# 255: CSPD 1101 CBRADLY1G13.800J C1 JJ×60+60
CHNL# 248: CPMEC 5701 CCOOP1&2G4.2000J C1 JJ×60+60
CHNL# 270: CSPD 30110 CHCCP #2G13.800J C2 JJ×60+60
62.000
58.000
0.0
1.0000
2.0000
3.0000
4.0000
5.0000
6.0000
7.0000
8.0000
9.0000
10.000
TIME (SECONDS)
THU, OCT 15 2009 14:32
UNIT FREQ (HZ)

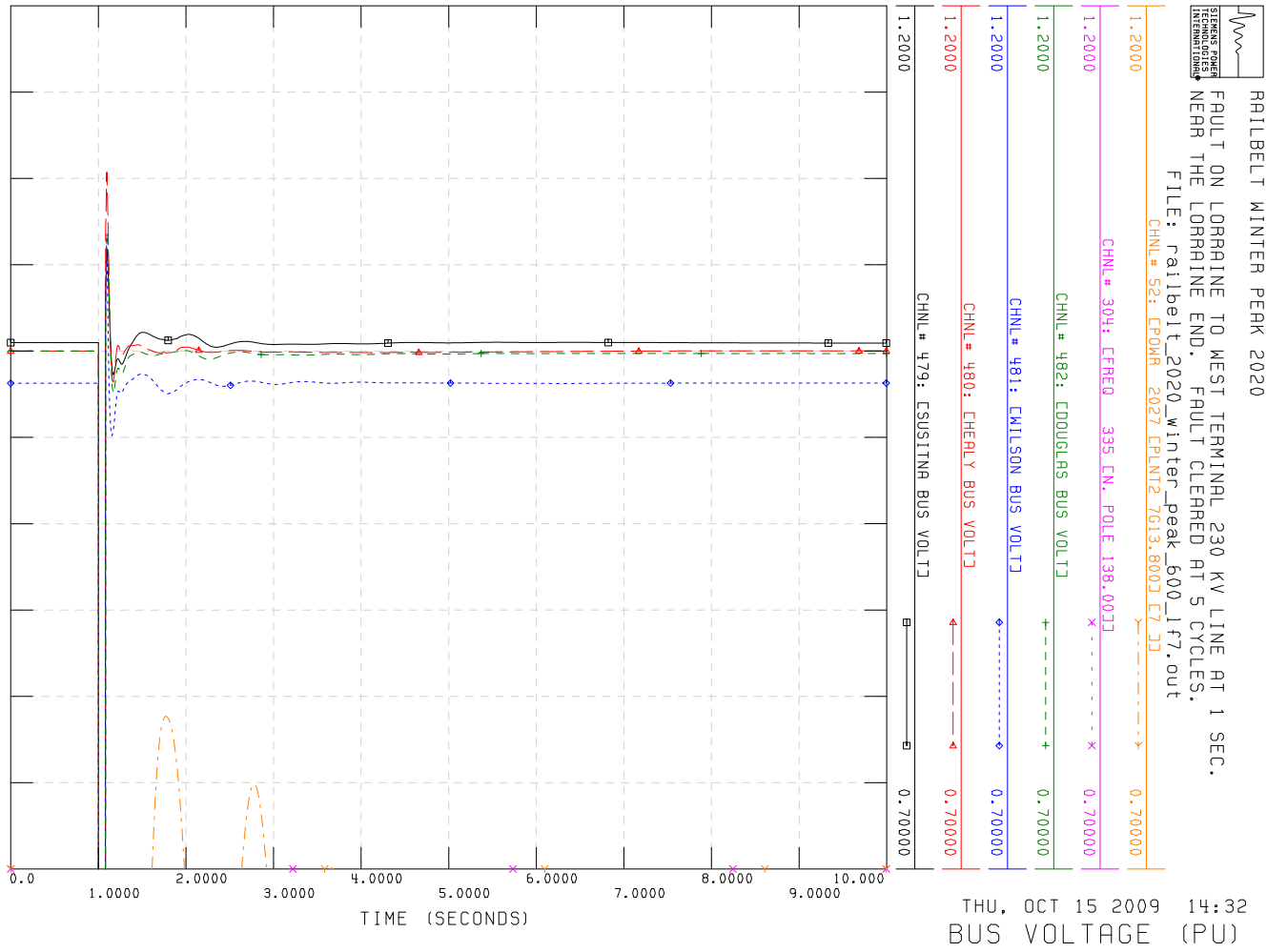
RAILBELT WINTER PEAK 2020
FAULT ON LORRAINE TO WEST TERMINAL 230 KV LINE AT 1 SEC.
NEAR THE LORRAINE END. FAULT CLEARED AT 5 CYCLES.
FILE: railbelt_2020_winter_peak_600_lf7.out
CHNL# 52: CPOWR 2027 CPLNT2 7613.800J C7 JJ
CHNL# 304: CFREQ 335 CN. POLE 138.00JJ
CHNL# 482: CDOUGLAS BUS VOLTJ
CHNL# 481: CWILSON BUS VOLTJ
CHNL# 480: CHEALY BUS VOLTJ
CHNL# 479: CSUSITNA BUS VOLTJ
1.2000
0.70000
0.0
1.0000
2.0000
3.0000
4.0000
5.0000
6.0000
7.0000
8.0000
9.0000
10.000
TIME (SECONDS)
THU, OCT 15 2009 14:32
BUS VOLTAGE (PU)

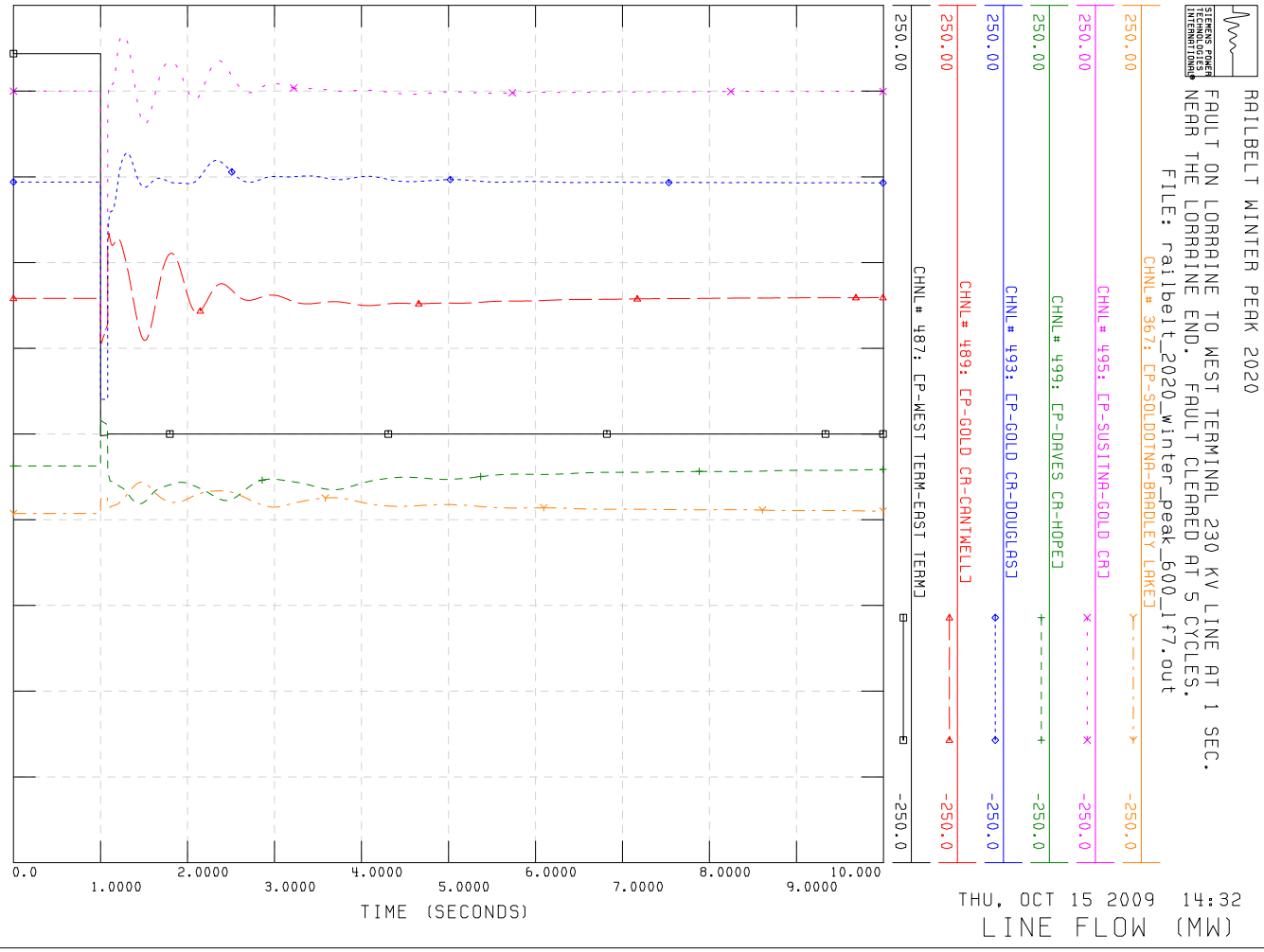
RAILBELT WINTER PEAK 2020
FAULT ON LORRAINE TO WEST TERMINAL 230 KV LINE AT 1 SEC.
NEAR THE LORRAINE END. FAULT CLEARED AT 5 CYCLES.
FILE: railbelt_2020_winter_peak_600_lf7.out
CHNL# 367: CP-SOLDOTNA-BRADLEY LAKE
CHNL# 495: CP-SUSITNA-GOLD CRJ
CHNL# 499: CP-DAVES CR-HOPEJ
CHNL# 493: CP-GOLD CR-DOUGLASJ
CHNL# 489: CP-GOLD CR-CANTWELLJ
CHNL# 487: CP-WEST TERM-EAST TERMJ
250.00
-250.0
TIME (SECONDS)
0.0
1.0000
2.0000
3.0000
4.0000
5.0000
6.0000
7.0000
8.0000
9.0000
10.000
THU, OCT 15 2009 14:32
LINE FLOW (MW)

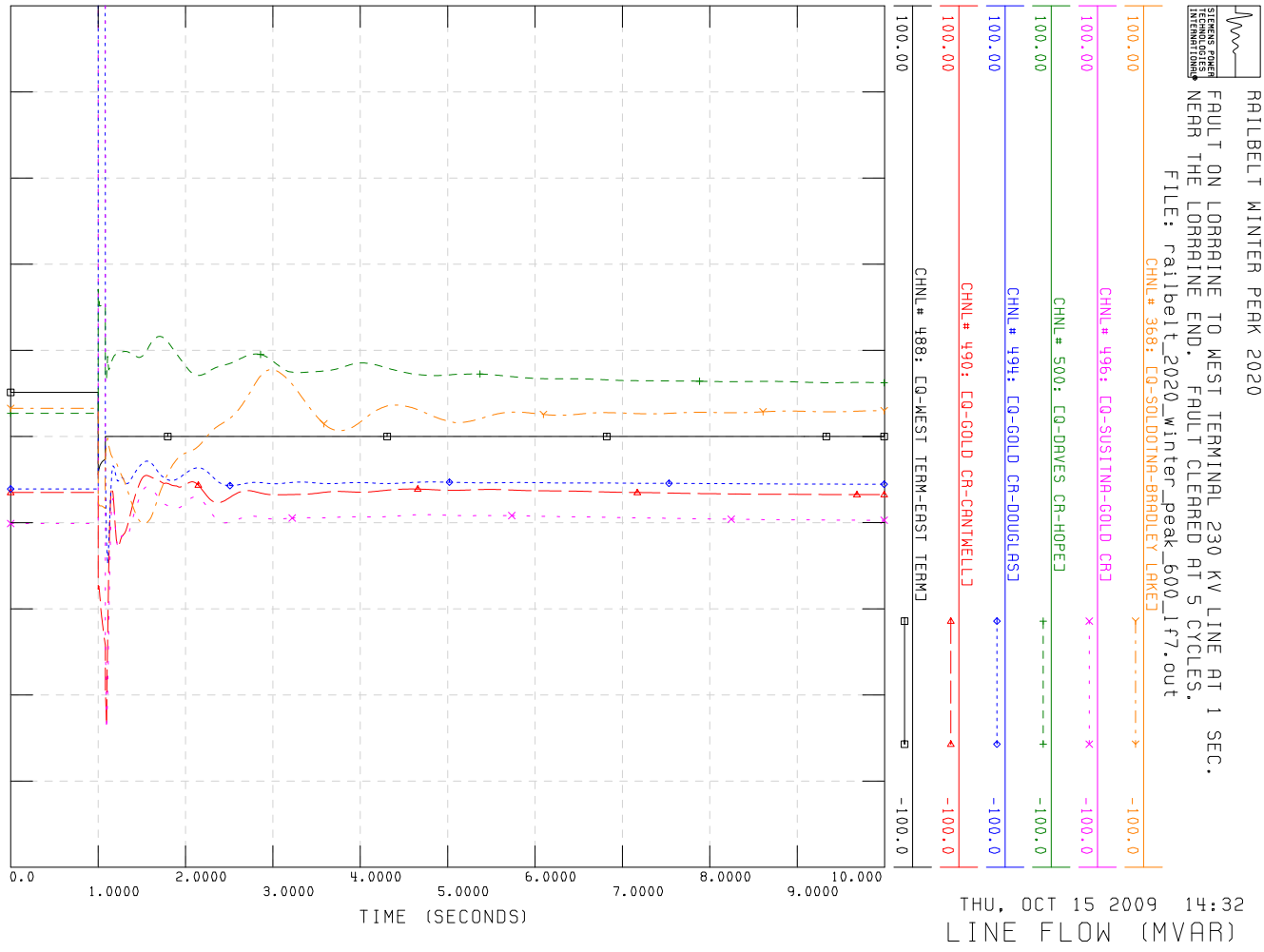
RAILBELT WINTER PEAK 2020
FAULT ON LORRAINE TO WEST TERMINAL 230 KV LINE AT 1 SEC.
NEAR THE LORRAINE END. FAULT CLEARED AT 5 CYCLES.
FILE: railbelt_2020_winter_peak_600_lf7.out
CHNL# 368: CQ-SOLDOTNA-BRADLEY LAKEJ
CHNL# 496: CQ-SUSITNA-GOLD CRJ
CHNL# 500: CQ-DAVES CR-HOPEJ
CHNL# 494: CQ-GOLD CR-DOUGLASJ
CHNL# 490: CQ-GOLD CR-CANTWELLJ
CHNL# 488: CQ-WEST TERM-EAST TERMJ
100.00
-100.0
TIME (SECONDS)
0.0
1.0000
2.0000
3.0000
4.0000
5.0000
6.0000
7.0000
8.0000
9.0000
10.000
THU, OCT 15 2009 14:32
LINE FLOW (MVAR)

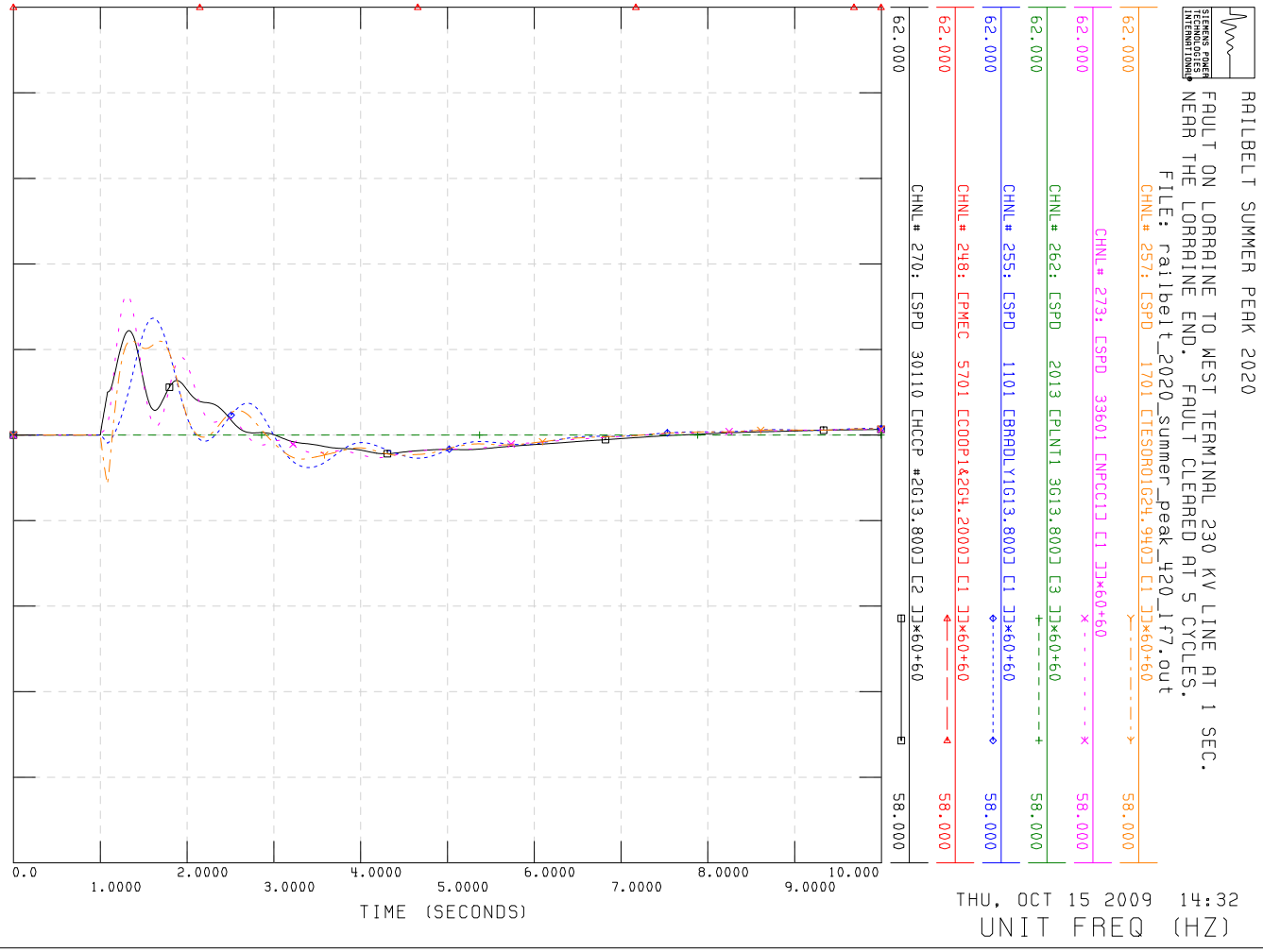
RAILBELT SUMMER PEAK 2020
FAULT ON LORRAINE TO WEST TERMINAL 230 KV LINE AT 1 SEC.
NEAR THE LORRAINE END. FAULT CLEARED AT 5 CYCLES.
FILE: railbelt_2020_summer_peak_420_lf7.out
CHNL# 257: CSPD 1701 CTESORO1G24.9400 C1 JJ×60+60
CHNL# 273: CSPD 33601 CNPCC1J C1 JJ×60+60
CHNL# 262: CSPD 2013 CPLNT1 3G13.800J C3 JJ×60+60
CHNL# 255: CSPD 1101 CBRADLY1G13.800J C1 JJ×60+60
CHNL# 248: CPMEC 5701 CCOOP1&2G4.2000J C1 JJ×60+60
62.000
58.000
CHNL# 270: CSPD 30110 CHCCP #2G13.800J C2 JJ×60+60
0.0
1.0000
2.0000
3.0000
4.0000
5.0000
6.0000
7.0000
8.0000
9.0000
10.000
TIME (SECONDS)
THU, OCT 15 2009 14:32
UNIT FREQ (HZ)

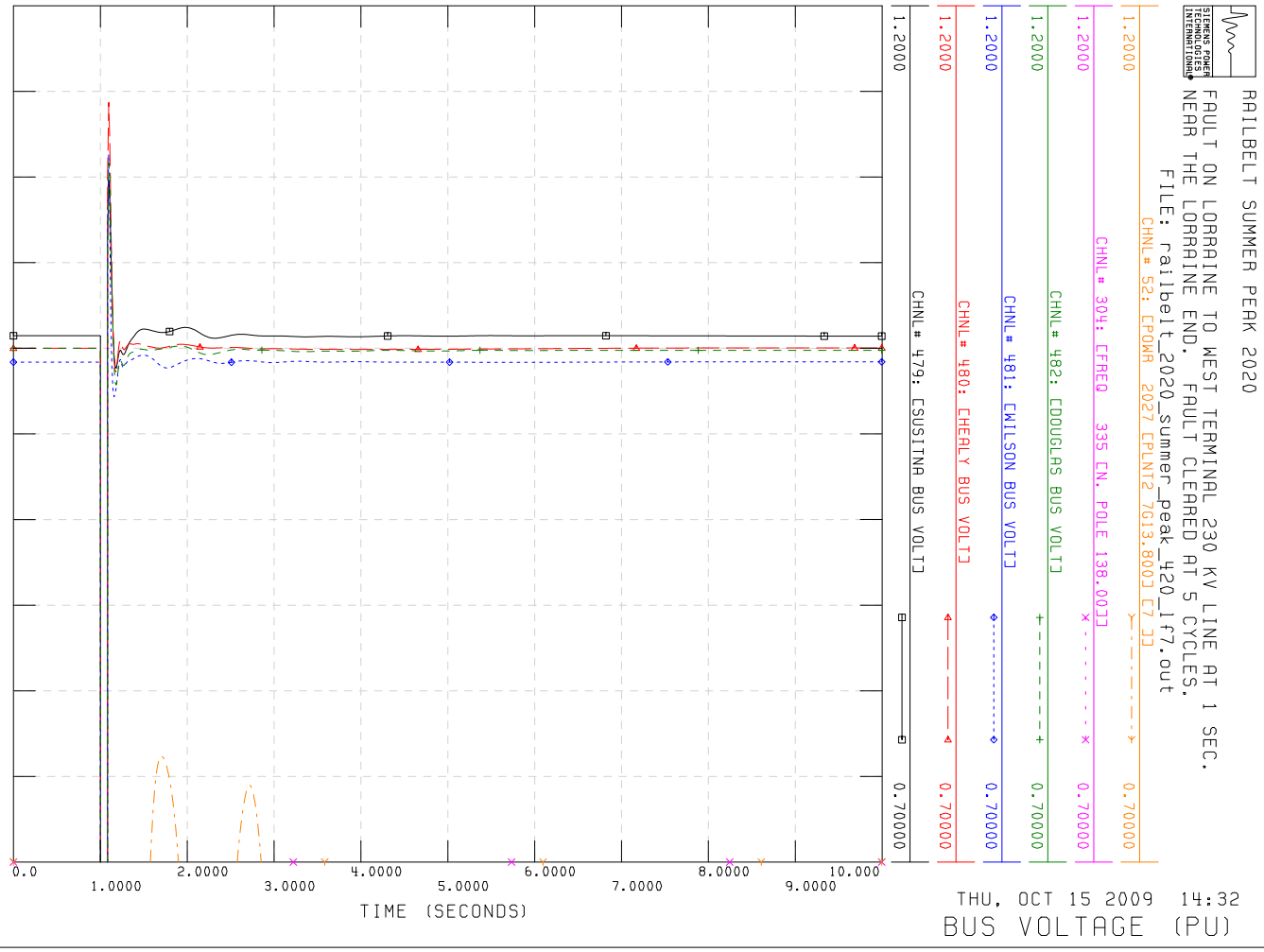
RAILBELT SUMMER PEAK 2020
FAULT ON LORRAINE TO WEST TERMINAL 230 KV LINE AT 1 SEC.
NEAR THE LORRAINE END. FAULT CLEARED AT 5 CYCLES.
FILE: railbelt_2020_summer_peak_420_lf7.out
CHNL# 52: CPOWR 2027 CPLNT2 7613.800J C7 JJ
CHNL# 304: CFREQ 335 CN. POLE 138.00JJ
CHNL# 482: CDOUGLAS BUS VOLTJ
CHNL# 481: CWILSON BUS VOLTJ
CHNL# 460: CHEALY BUS VOLTJ
1.2000
0.70000
CHNL# 479: CSUSITNA BUS VOLTJ
0.0
1.0000
2.0000
3.0000
4.0000
5.0000
6.0000
7.0000
8.0000
9.0000
10.000
TIME (SECONDS)
THU, OCT 15 2009 14:32
BUS VOLTAGE (PU)

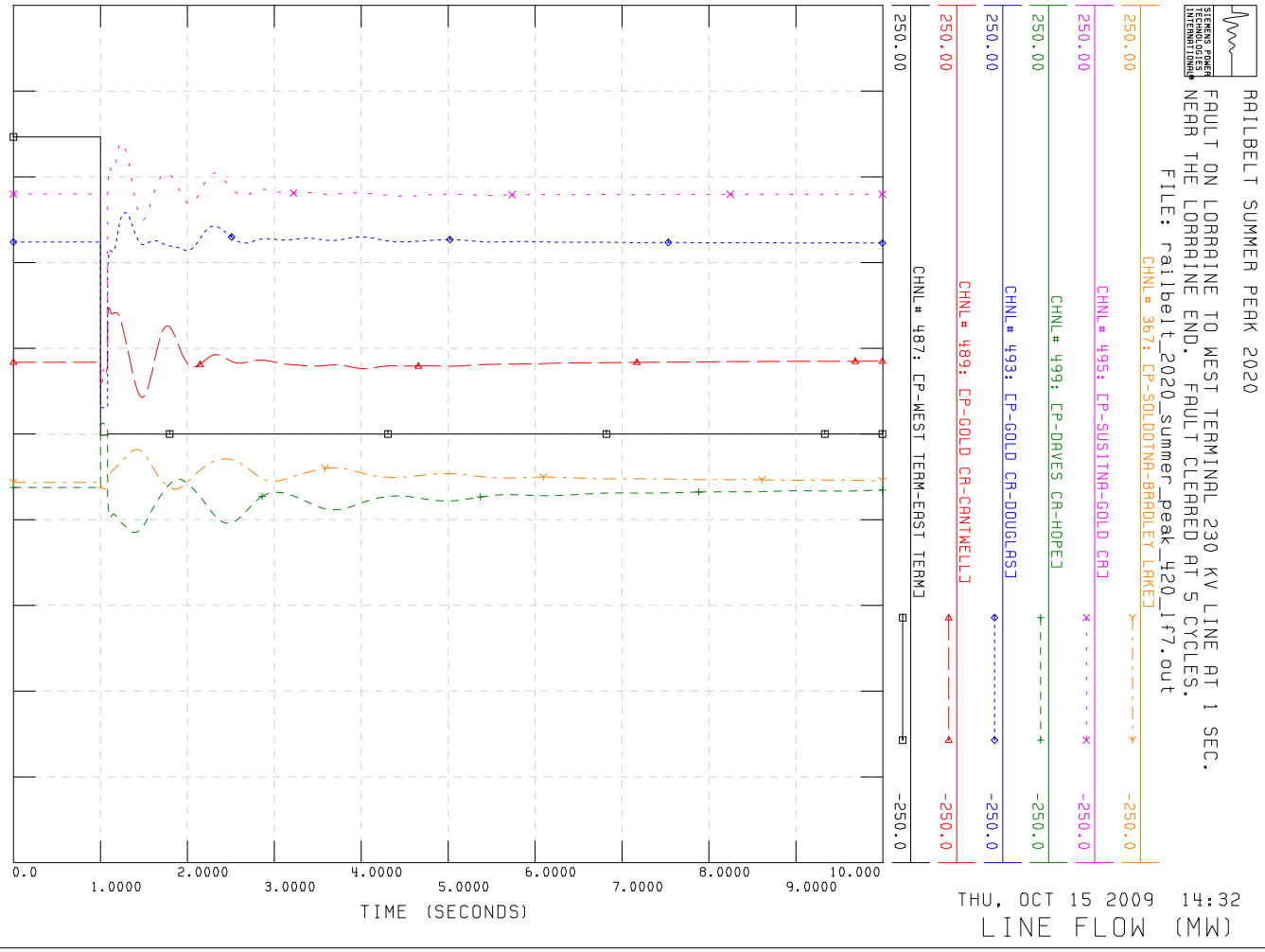
RAILBELT SUMMER PEAK 2020
FAULT ON LORRAINE TO WEST TERMINAL 230 KV LINE AT 1 SEC.
NEAR THE LORRAINE END. FAULT CLEARED AT 5 CYCLES.
FILE: railbelt_2020_summer_peak_420_lf7.out
CHNL# 367: CP-SOLDOTNA-BRADLEY LAKE
CHNL# 495: CP-SUSITNA-GOLD CRK
CHNL# 499: CP-DAVES CR-HOPE
CHNL# 493: CP-GOLD CR-DOUGLAS
CHNL# 489: CP-GOLD CR-CANTWELL
CHNL# 487: CP-WEST TERM-EAST TERM
250.00
-250.0
TIME (SECONDS)
0.0
1.0000
2.0000
3.0000
4.0000
5.0000
6.0000
7.0000
8.0000
9.0000
10.000
THU, OCT 15 2009 14:32
LINE FLOW (MW)

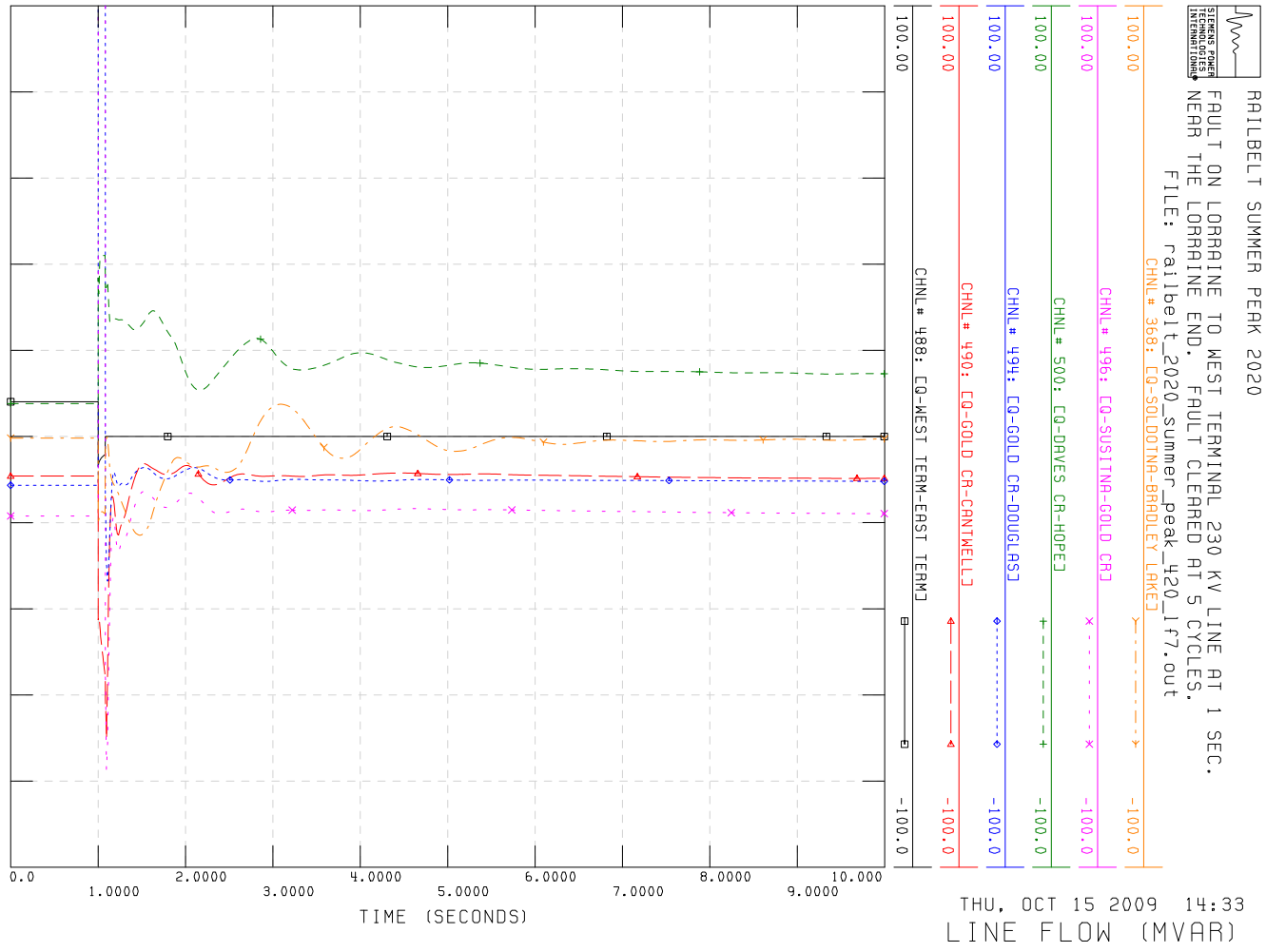
RAILBELT SUMMER PEAK 2020
FAULT ON LORRAINE TO WEST TERMINAL 230 KV LINE AT 1 SEC.
NEAR THE LORRAINE END. FAULT CLEARED AT 5 CYCLES.
FILE: railbelt_2020_summer_peak_420_lf7.out
CHNL# 368: CQ-SOLDOTNA-BRADLEY LAKE
CHNL# 496: CQ-SUSITNA-GOLD CRK
CHNL# 500: CQ-DAVES CR-HOPE
CHNL# 494: CQ-GOLD CR-DOUGLAS
CHNL# 490: CQ-GOLD CR-CANTWELL
CHNL# 488: CQ-WEST TERM-EAST TERM
100.00
-100.0
TIME (SECONDS)
0.0
1.0000
2.0000
3.0000
4.0000
5.0000
6.0000
7.0000
8.0000
9.0000
10.000
THU, OCT 15 2009 14:33
LINE FLOW (MVAR)

RAILBELT SUMMER PEAK 2020

FAULT ON LORRAINE TO WEST TERMINAL 230 KV LINE AT 1 SEC.
NEAR THE LORRAINE END. FAULT CLEARED AT 5 CYCLES.
FILE: railbelt_2020_summer_peak_600_lf7.out

THU, OCT 15 2009 14:33

UNIT FREQ (HZ)

CHNL# 257: [SPD 1701 [TESOR01G24.940] [1]]×60+60
62.000 58.000

CHNL# 273: [SPD 33601 [NPCC1] [1]]×60+60
62.000 58.000

CHNL# 262: [SPD 2013 [PLNT1 3G13.800] [3]]×60+60
62.000 58.000

CHNL# 255: [SPD 1101 [BRADLY1G13.800] [1]]×60+60
62.000 58.000

CHNL# 248: [PMEC 5701 [COOP1&2G4.2000] [1]]×60+60
62.000 58.000

CHNL# 270: [SPD 30110 [HCCP #2G13.800] [2]]×60+60
62.000 58.000

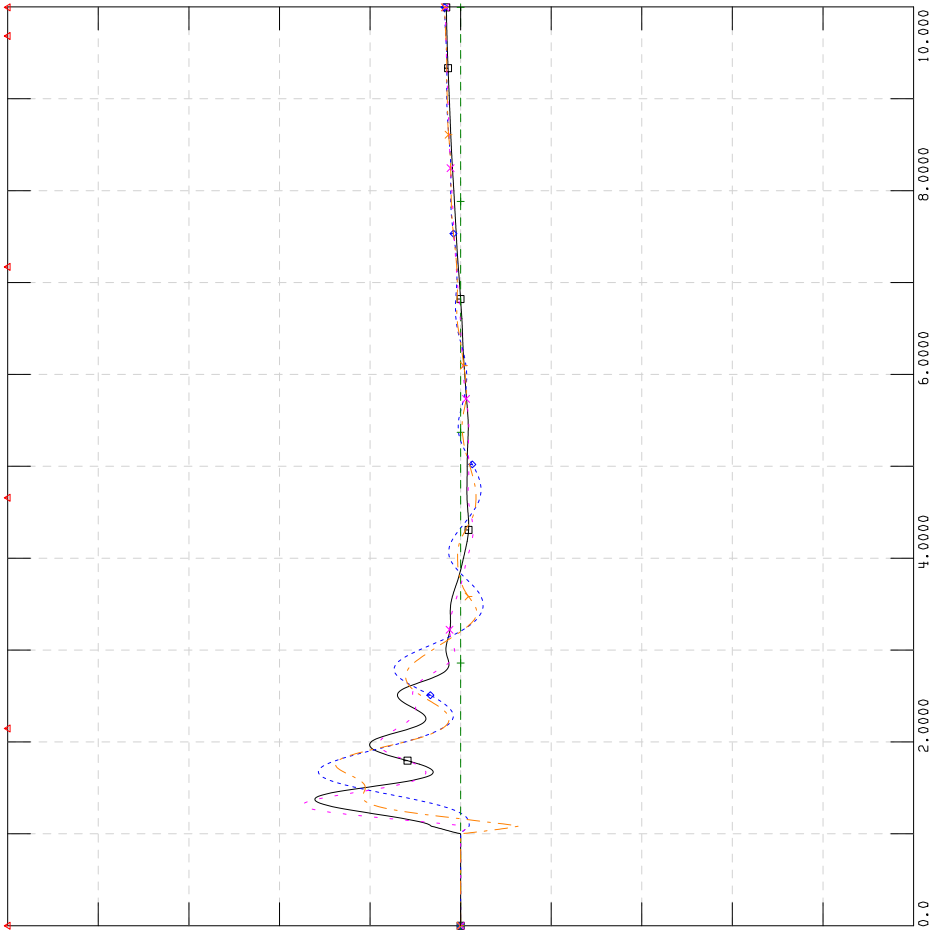

RAILBELT SUMMER PEAK 2020

FAULT ON LORRAINE TO WEST TERMINAL 230 KV LINE AT 1 SEC.
NEAR THE LORRAINE END. FAULT CLEARED AT 5 CYCLES.
FILE: railbelt_2020_summer_peak_600_lf7.out

THU, OCT 15 2009 14:33

BUS VOLTAGE (PU)

CHNL# 52: [POWR 2027 [PLNT2 7G13.800] [7]]
1.2000 0.70000

CHNL# 304: [FREQ 335 [N. POLE 138.00]]
1.2000 0.70000

CHNL# 482: [DOUGLAS BUS VOLT]
1.2000 0.70000

CHNL# 481: [WILSON BUS VOLT]
1.2000 0.70000

CHNL# 480: [HEALY BUS VOLT]
1.2000 0.70000

CHNL# 479: [SUSITNA BUS VOLT]
1.2000 0.70000

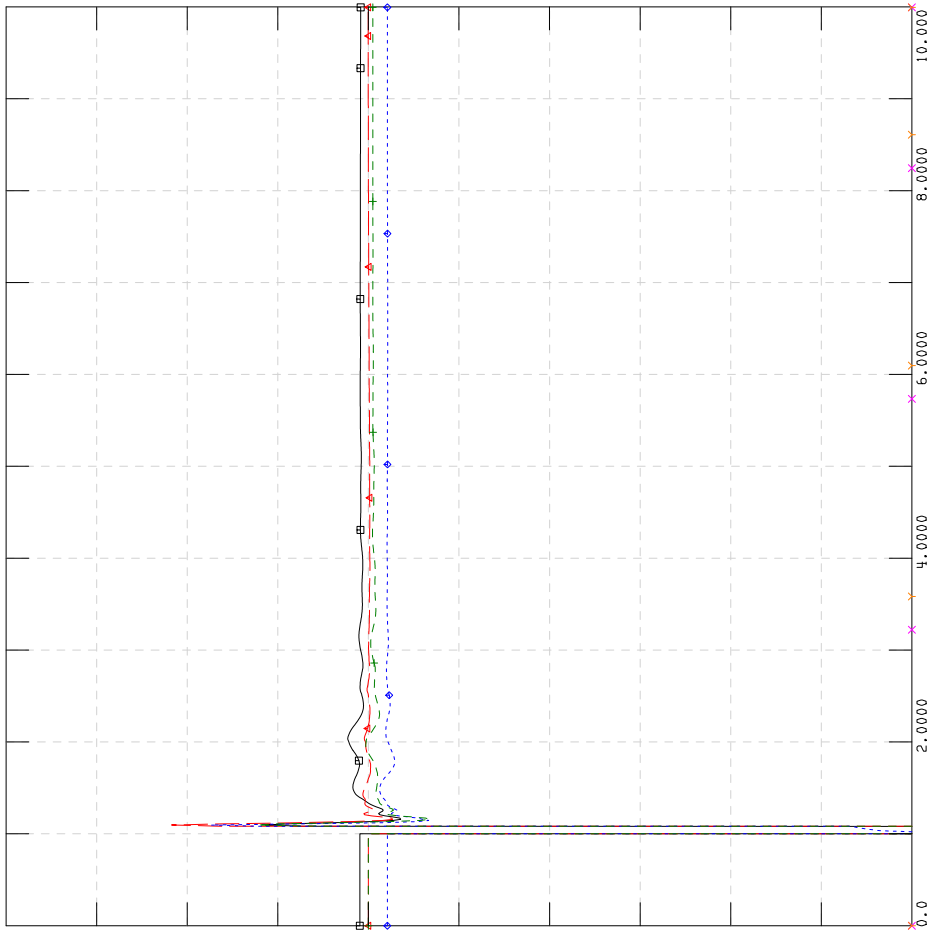

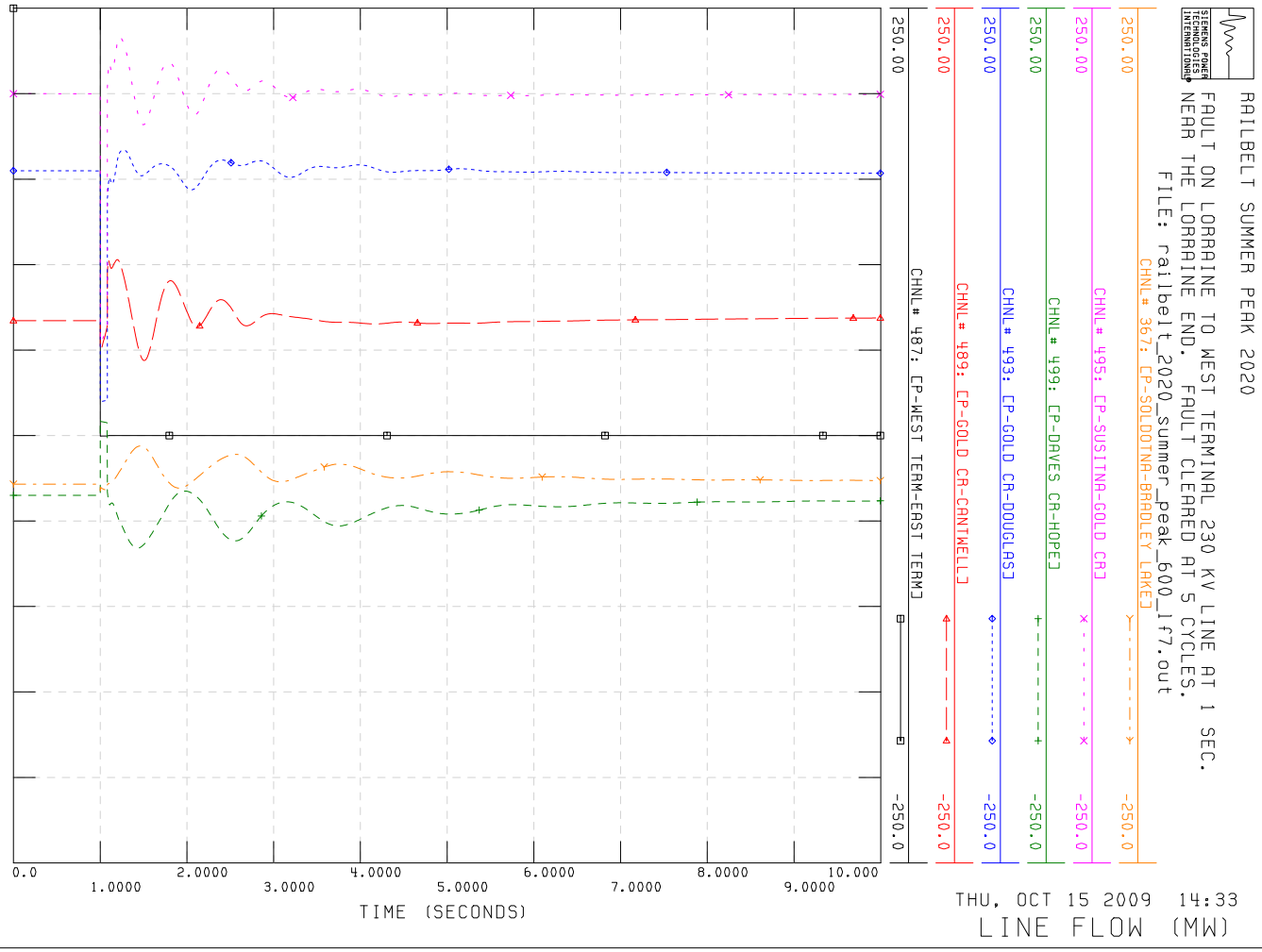
RAILBELT SUMMER PEAK 2020
FAULT ON LORRAINE TO WEST TERMINAL 230 KV LINE AT 1 SEC.
NEAR THE LORRAINE END. FAULT CLEARED AT 5 CYCLES.
FILE: railbelt_2020_summer_peak_600_lf7.out
CHNL# 367: [P-SOLDOTNA-BRADLEY LAKE]
CHNL# 495: [P-SUSITNA-GOLD CR]
CHNL# 499: [P-DAVES CR-HOPE]
CHNL# 493: [P-GOLD CR-DOUGLAS]
CHNL# 489: [P-GOLD CR-CANTWELL]
CHNL# 487: [P-WEST TERM-EAST TERM]
250.00
-250.0
0.0
1.0000
2.0000
3.0000
4.0000
5.0000
6.0000
7.0000
8.0000
9.0000
10.000
TIME (SECONDS)
THU, OCT 15 2009 14:33
LINE FLOW (MW)

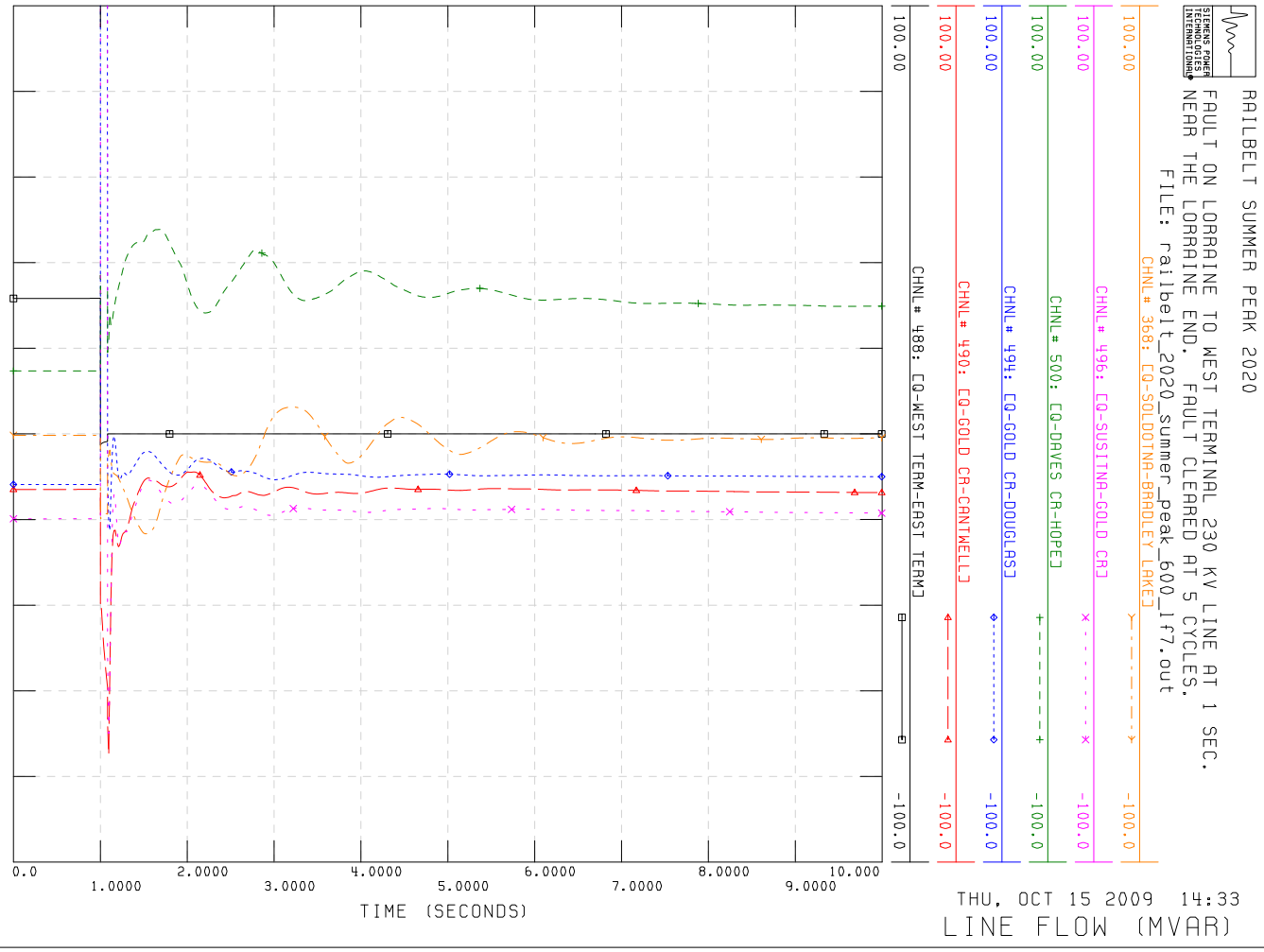
RAILBELT SUMMER PEAK 2020
FAULT ON LORRAINE TO WEST TERMINAL 230 KV LINE AT 1 SEC.
NEAR THE LORRAINE END. FAULT CLEARED AT 5 CYCLES.
FILE: railbelt_2020_summer_peak_600_lf7.out
CHNL# 368: [Q-SOLDOTNA-BRADLEY LAKE]
CHNL# 496: [Q-SUSITNA-GOLD CR]
CHNL# 500: [Q-DAVES CR-HOPE]
CHNL# 494: [Q-GOLD CR-DOUGLAS]
CHNL# 490: [Q-GOLD CR-CANTWELL]
CHNL# 488: [Q-WEST TERM-EAST TERM]
100.00
-100.0
0.0
1.0000
2.0000
3.0000
4.0000
5.0000
6.0000
7.0000
8.0000
9.0000
10.000
TIME (SECONDS)
THU, OCT 15 2009 14:33
LINE FLOW (MVAR)

RAILBELT SUMMER VALLEY 2020

FAULT ON LORRAINE TO WEST TERMINAL 230 KV LINE AT 1 SEC.
NEAR THE LORRAINE END. FAULT CLEARED AT 5 CYCLES.
FILE: railbelt_2020_summer_valley_420_lf7.out

THU, OCT 15 2009 14:33

UNIT FREQ (HZ)

CHNL# 257: [SPD 1701 [TESOR01G24.940] [1]]×60+60
62.000 58.000

CHNL# 273: [SPD 33601 [NPCC1] [1]]×60+60
62.000 58.000

CHNL# 262: [SPD 2013 [PLNT1 3G13.800] [3]]×60+60
62.000 58.000

CHNL# 255: [SPD 1101 [BRADLY1G13.800] [1]]×60+60
62.000 58.000

CHNL# 248: [PMEC 5701 [COOP1&2G4.2000] [1]]×60+60
62.000 58.000

CHNL# 270: [SPD 30110 [HCCP #2G13.800] [2]]×60+60
62.000 58.000

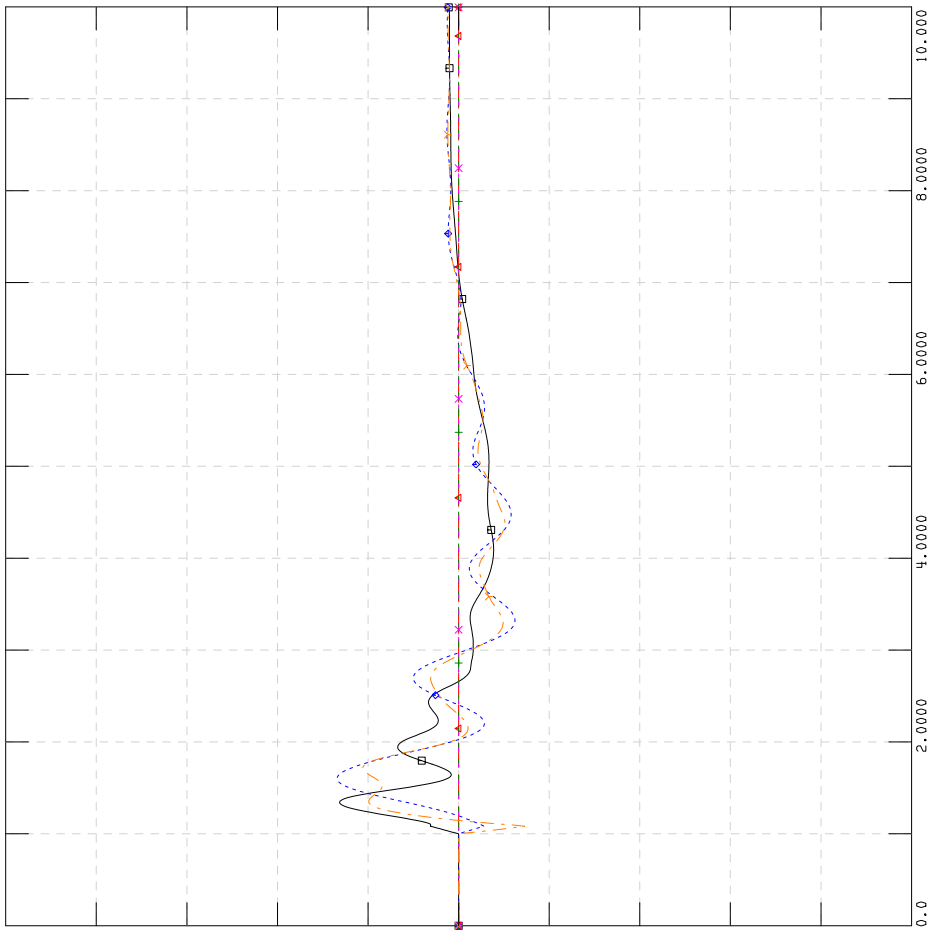

RAILBELT SUMMER VALLEY 2020

FAULT ON LORRAINE TO WEST TERMINAL 230 KV LINE AT 1 SEC.
NEAR THE LORRAINE END. FAULT CLEARED AT 5 CYCLES.
FILE: railbelt_2020_summer_valley_420_lf7.out

THU, OCT 15 2009 14:33

BUS VOLTAGE (PU)

CHNL# 52: [POWR 2027 [PLNT2 7G13.800] [7]]
1.2000 0.70000

CHNL# 304: [FREQ 335 [N. POLE 138.00]]
1.2000 0.70000

CHNL# 482: [DOUGLAS BUS VOLT]
1.2000 0.70000

CHNL# 481: [WILSON BUS VOLT]
1.2000 0.70000

CHNL# 480: [HEALY BUS VOLT]
1.2000 0.70000

CHNL# 479: [SUSITNA BUS VOLT]
1.2000 0.70000

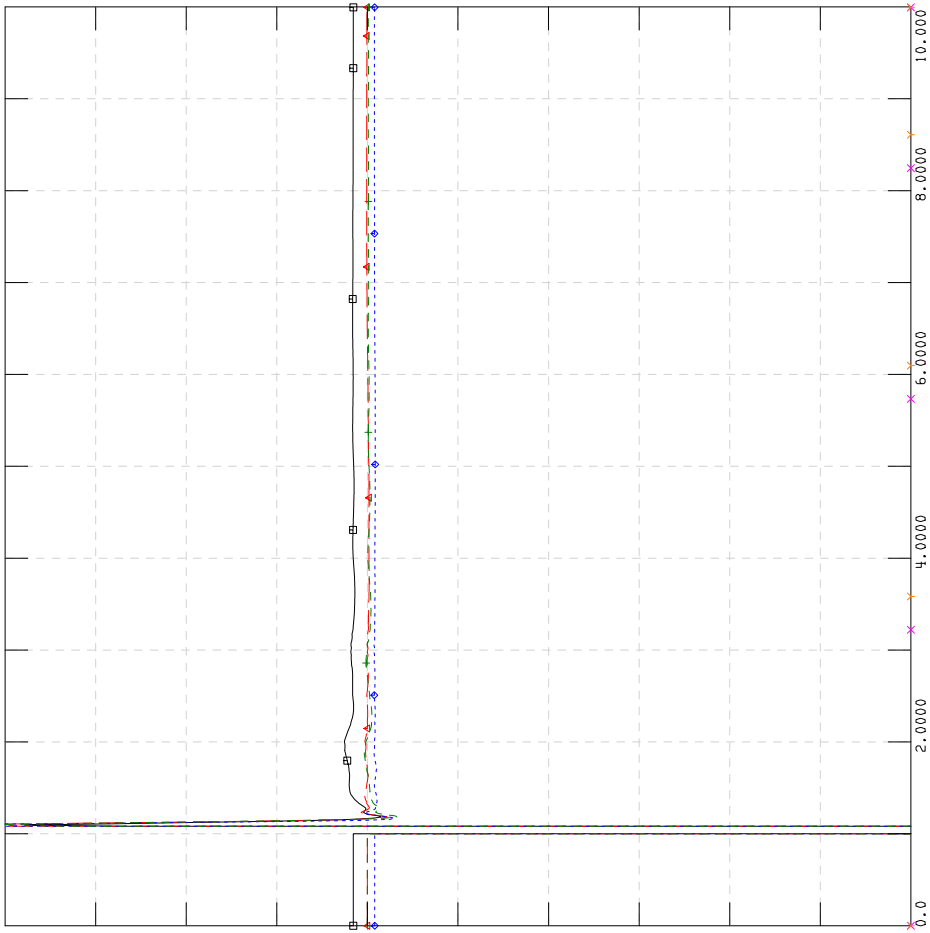

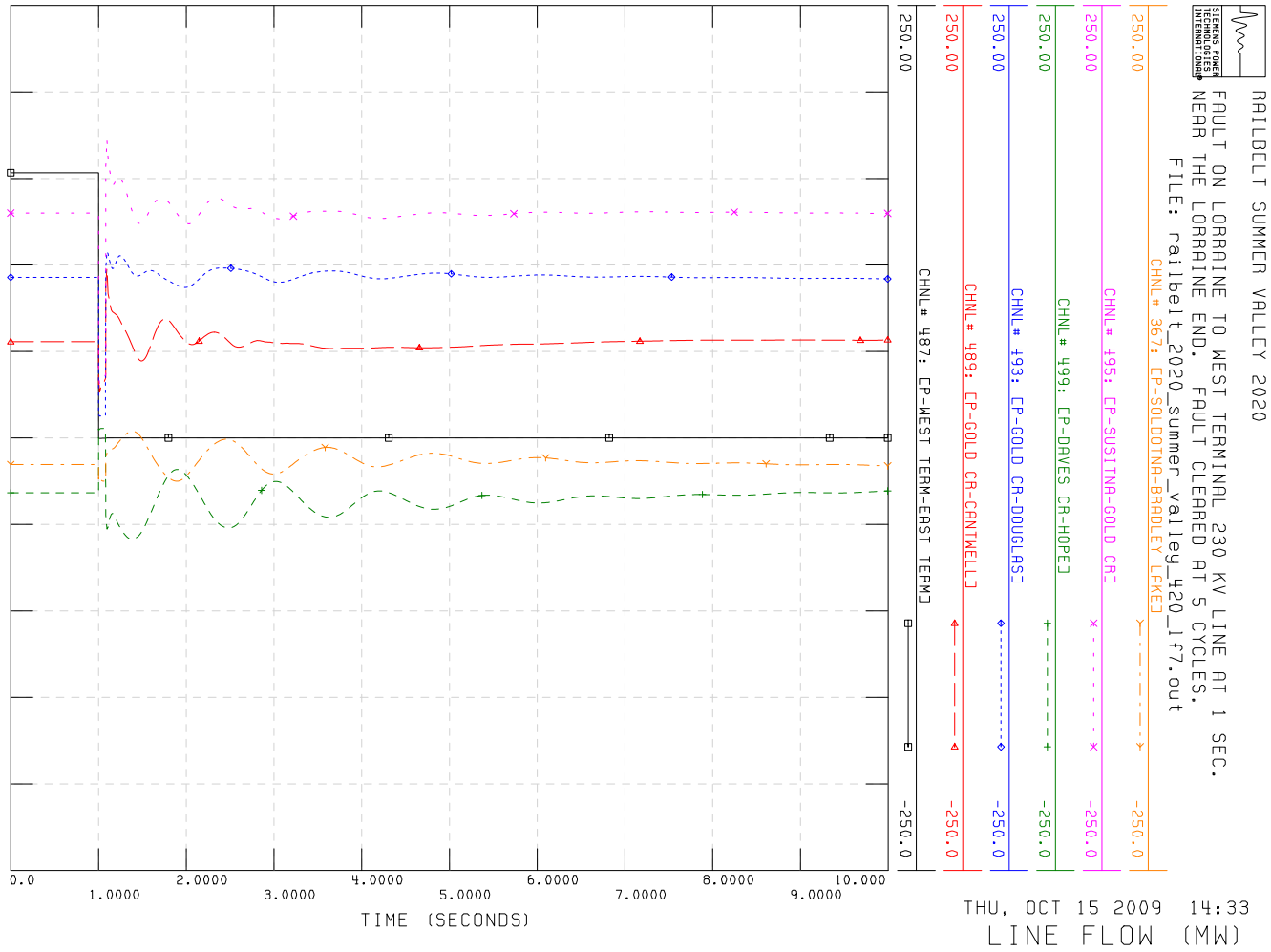
RAILBELT SUMMER VALLEY 2020
FAULT ON LORRAINE TO WEST TERMINAL 230 KV LINE AT 1 SEC.
NEAR THE LORRAINE END. FAULT CLEARED AT 5 CYCLES.
FILE: railbelt_2020_summer_valley_420_lf7.out
CHNL# 367: CP-SOLDOTNA-BRADLEY LAKE
CHNL# 495: CP-SUSITNA-GOLD CR
CHNL# 499: CP-DAVES CR-HOPE
CHNL# 493: CP-GOLD CR-DOUGLAS
CHNL# 489: CP-GOLD CR-CANTWELL
CHNL# 487: CP-WEST TERM-EAST TERM
250.00
-250.0
TIME (SECONDS)
0.0
1.0000
2.0000
3.0000
4.0000
5.0000
6.0000
7.0000
8.0000
9.0000
10.000
THU, OCT 15 2009 14:33
LINE FLOW (MW)

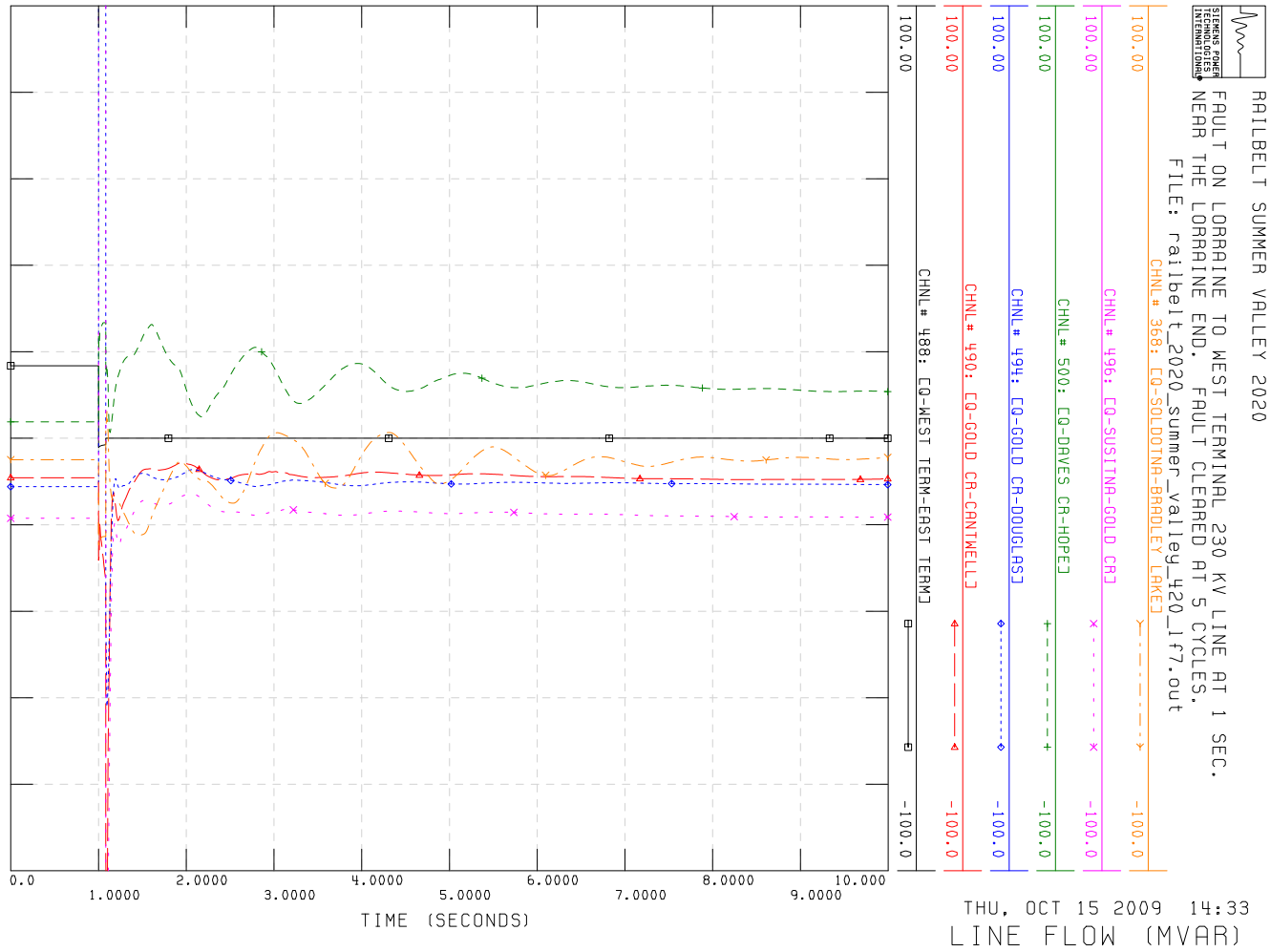
RAILBELT SUMMER VALLEY 2020
FAULT ON LORRAINE TO WEST TERMINAL 230 KV LINE AT 1 SEC.
NEAR THE LORRAINE END. FAULT CLEARED AT 5 CYCLES.
FILE: railbelt_2020_summer_valley_420_lf7.out
CHNL# 368: CQ-SOLDOTNA-BRADLEY LAKE
CHNL# 496: CQ-SUSITNA-GOLD CR
CHNL# 500: CQ-DAVES CR-HOPE
CHNL# 494: CQ-GOLD CR-DOUGLAS
CHNL# 490: CQ-GOLD CR-CANTWELL
CHNL# 488: CQ-WEST TERM-EAST TERM
100.00
-100.0
TIME (SECONDS)
0.0
1.0000
2.0000
3.0000
4.0000
5.0000
6.0000
7.0000
8.0000
9.0000
10.000
THU, OCT 15 2009 14:33
LINE FLOW (MVAR)

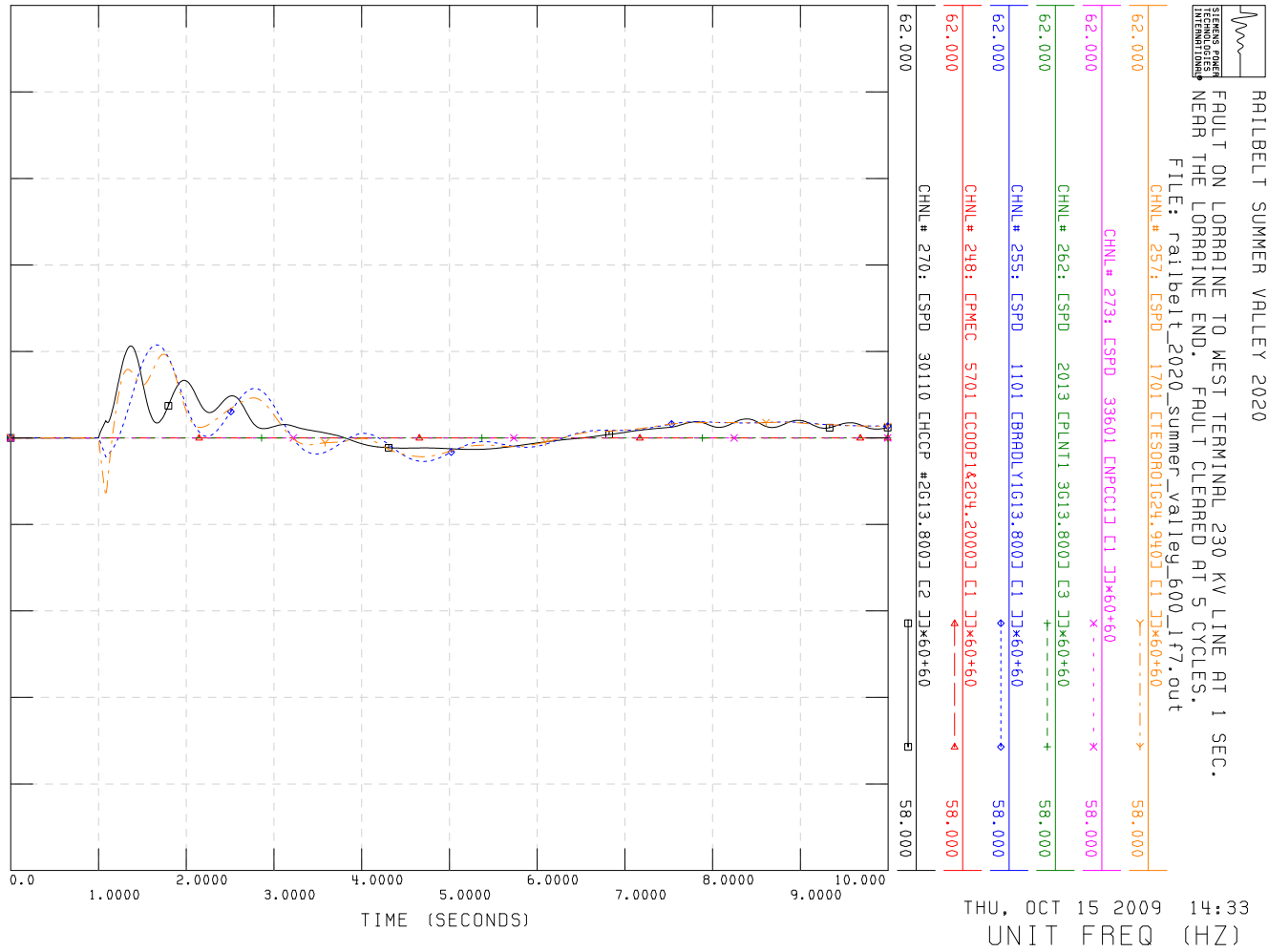
RAILBELT SUMMER VALLEY 2020
FAULT ON LORRAINE TO WEST TERMINAL 230 KV LINE AT 1 SEC.
NEAR THE LORRAINE END. FAULT CLEARED AT 5 CYCLES.
FILE: railbelt_2020_summer_valley_600_lf7.out
CHNL# 257: CSPD 1701 CTESORO1G24.9400 C1 JJ×60+60
CHNL# 273: CSPD 33601 CNPCC1J C1 JJ×60+60
CHNL# 262: CSPD 2013 CPLNT1 3G13.8000 C3 JJ×60+60
CHNL# 255: CSPD 1101 CBRADLY1G13.8000 C1 JJ×60+60
CHNL# 248: CPMEC 5701 CCOOP1&2G4.2000 C1 JJ×60+60
CHNL# 270: CSPD 30110 CHCCP #2G13.8000 C2 JJ×60+60
62.000
58.000
0.0
1.0000
2.0000
3.0000
4.0000
5.0000
6.0000
7.0000
8.0000
9.0000
10.000
TIME (SECONDS)
THU, OCT 15 2009 14:33
UNIT FREQ (HZ)

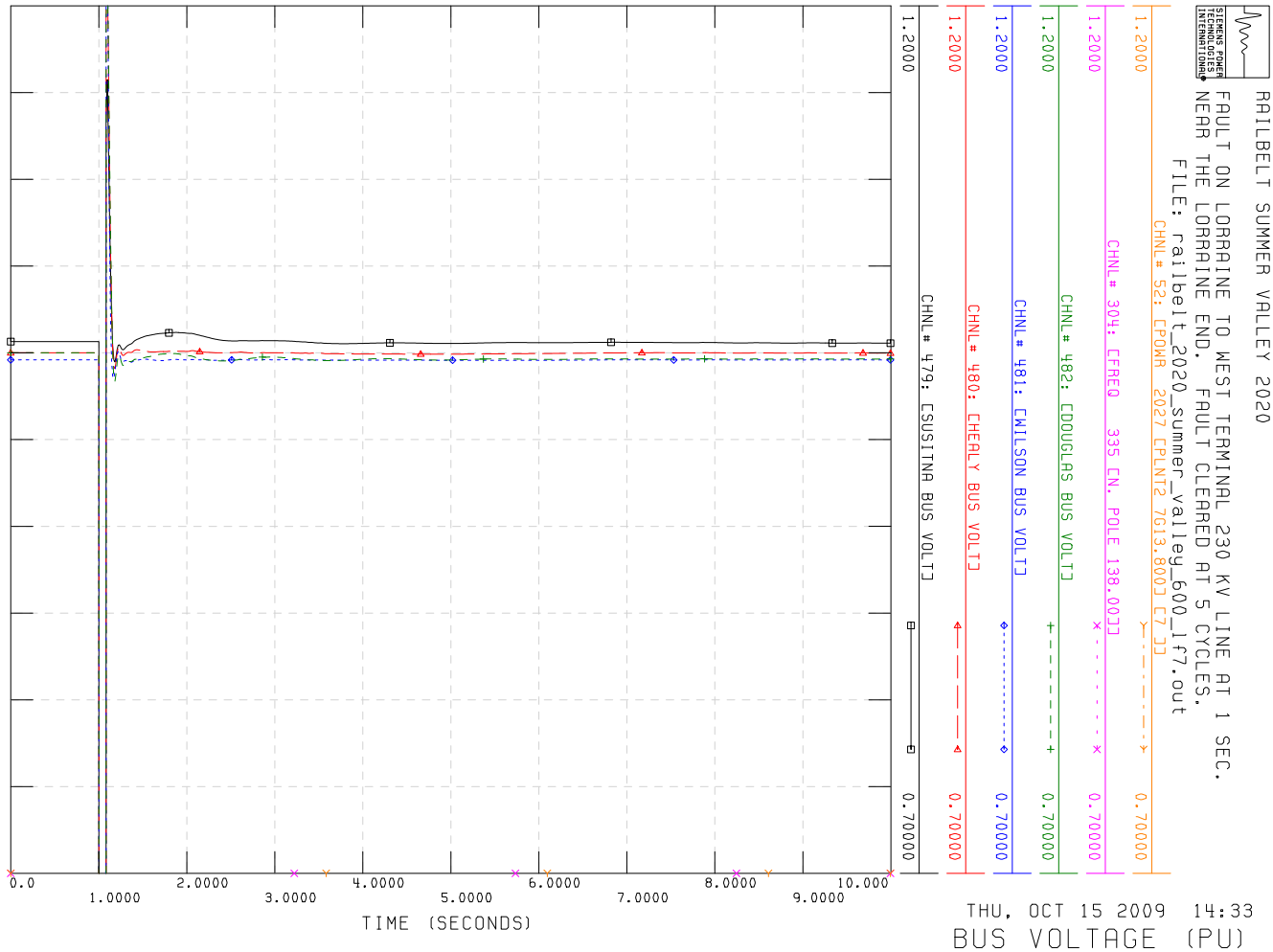
RAILBELT SUMMER VALLEY 2020
FAULT ON LORRAINE TO WEST TERMINAL 230 KV LINE AT 1 SEC.
NEAR THE LORRAINE END. FAULT CLEARED AT 5 CYCLES.
FILE: railbelt_2020_summer_valley_600_lf7.out
CHNL# 52: CPOWR 2027 CPLNT2 7613.8000 C7 JJ
CHNL# 304: CFREQ 335 CN. POLE 138.000JJ
CHNL# 482: CDOUGLAS BUS VOLTJ
CHNL# 481: CWILSON BUS VOLTJ
CHNL# 480: CHEALY BUS VOLTJ
CHNL# 479: CSUSITNA BUS VOLTJ
1.2000
0.70000
0.0
1.0000
2.0000
3.0000
4.0000
5.0000
6.0000
7.0000
8.0000
9.0000
10.000
TIME (SECONDS)
THU, OCT 15 2009 14:33
BUS VOLTAGE (PU)

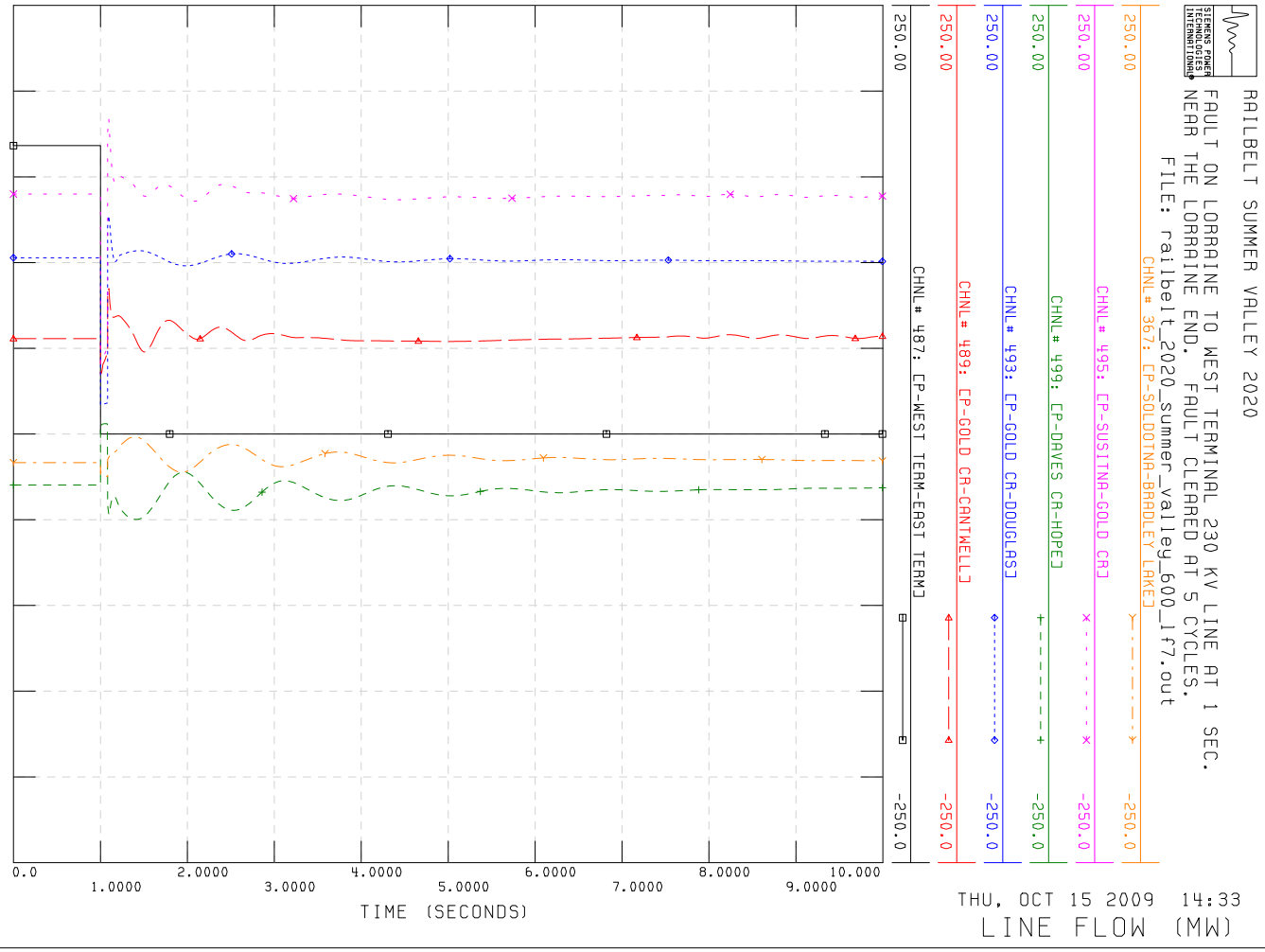
RAILBELT SUMMER VALLEY 2020
FAULT ON LORRAINE TO WEST TERMINAL 230 KV LINE AT 1 SEC.
NEAR THE LORRAINE END. FAULT CLEARED AT 5 CYCLES.
FILE: railbelt_2020_summer_valley_600_lf7.out
CHNL# 367: CP-SOLDOTNA-BRADLEY LAKE
CHNL# 495: CP-SUSITNA-GOLD CRJ
CHNL# 499: CP-DAVES CR-HOPE
CHNL# 493: CP-GOLD CR-DOUGLAS
CHNL# 489: CP-GOLD CR-CANTWELL
CHNL# 487: CP-WEST TERM-EAST TERM
250.00
-250.0
TIME (SECONDS)
0.0
1.0000
2.0000
3.0000
4.0000
5.0000
6.0000
7.0000
8.0000
9.0000
10.000
THU, OCT 15 2009 14:33
LINE FLOW (MW)

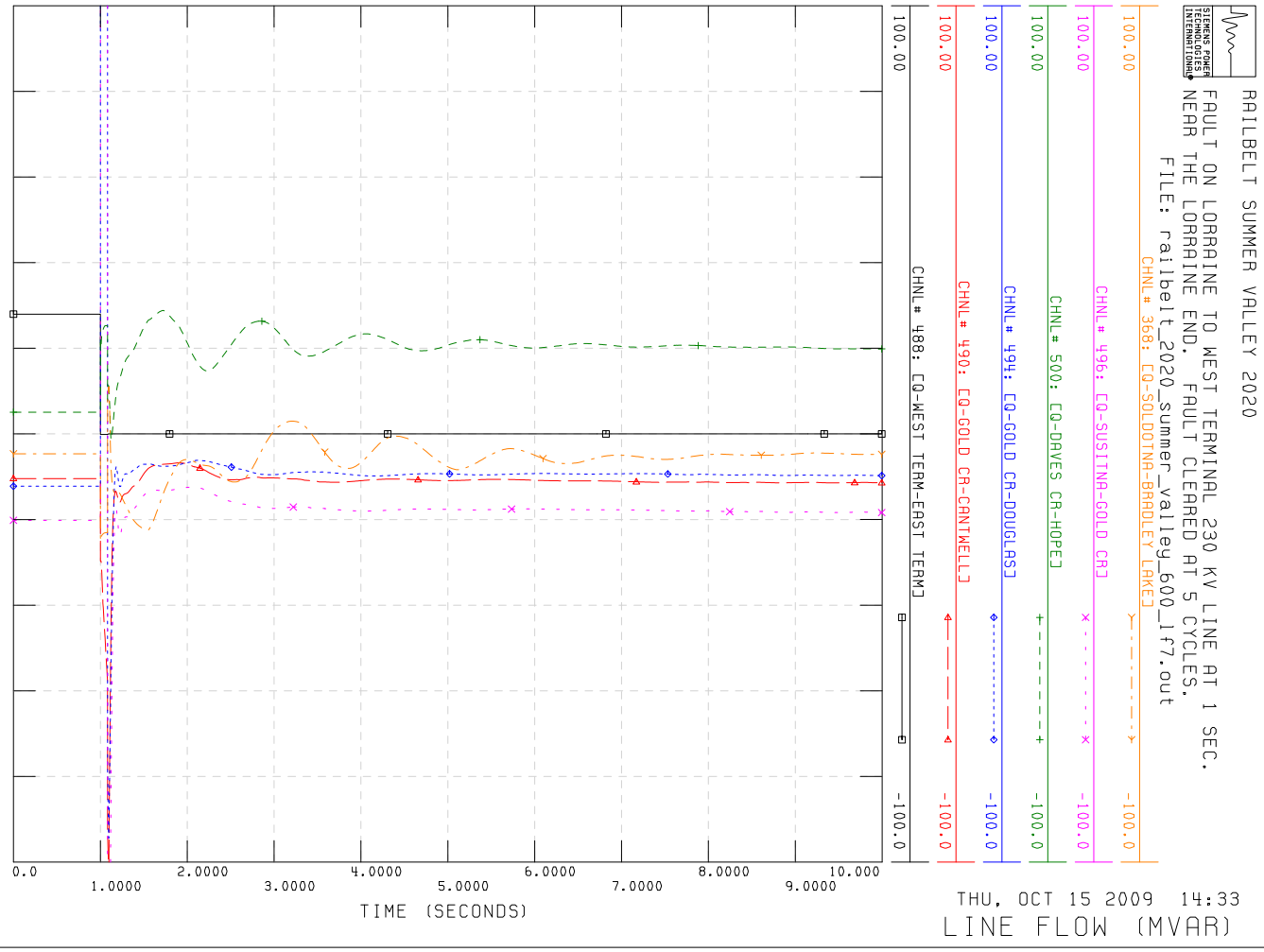
RAILBELT SUMMER VALLEY 2020
FAULT ON LORRAINE TO WEST TERMINAL 230 KV LINE AT 1 SEC.
NEAR THE LORRAINE END. FAULT CLEARED AT 5 CYCLES.
FILE: railbelt_2020_summer_valley_600_lf7.out
CHNL# 368: CQ-SOLDOTNA-BRADLEY LAKE
CHNL# 496: CQ-SUSITNA-GOLD CRJ
CHNL# 500: CQ-DAVES CR-HOPE
CHNL# 494: CQ-GOLD CR-DOUGLAS
CHNL# 490: CQ-GOLD CR-CANTWELL
CHNL# 488: CQ-WEST TERM-EAST TERM
100.00
-100.0
TIME (SECONDS)
0.0
1.0000
2.0000
3.0000
4.0000
5.0000
6.0000
7.0000
8.0000
9.0000
10.000
THU, OCT 15 2009 14:33
LINE FLOW (MVAR)

RAILBELT WINTER PEAK 2020

FAULT ON PT MACKENZIE TO INTERNATIONAL 138 KV LINE AT 1 SEC.
NEAR THE PT MACKENZIE END. FAULT CLEARED AT 5 CYCLES.
FILE: railbelt_2020_winter_peak_420_1f8.out

THU, OCT 15 2009 14:33

UNIT FREQ (HZ)

CHNL# 257: [SPD 1701 [TESOR01G24.940] [1]]×60+60
62.000 58.000

CHNL# 273: [SPD 33601 [NPCC1] [1]]×60+60
62.000 58.000

CHNL# 262: [SPD 2013 [PLNT1 3G13.800] [3]]×60+60
62.000 58.000

CHNL# 255: [SPD 1101 [BRADLY1G13.800] [1]]×60+60
62.000 58.000

CHNL# 248: [PMEC 5701 [COOP1&2G4.2000] [1]]×60+60
62.000 58.000

CHNL# 270: [SPD 30110 [HCCP #2G13.800] [2]]×60+60
62.000 58.000

0.0 1.0000 2.0000 3.0000 4.0000 5.0000 6.0000 7.0000 8.0000 9.0000 10.000

TIME (SECONDS)

RAILBELT WINTER PEAK 2020

FAULT ON PT MACKENZIE TO INTERNATIONAL 138 KV LINE AT 1 SEC.
NEAR THE PT MACKENZIE END. FAULT CLEARED AT 5 CYCLES.
FILE: railbelt_2020_winter_peak_420_1f8.out

THU, OCT 15 2009 14:33

BUS VOLTAGE (PU)

CHNL# 52: [POWR 2027 [PLNT2 7G13.800] [7]]
1.2000 0.70000

CHNL# 304: [FREQ 335 [N. POLE 138.00]]
1.2000 0.70000

CHNL# 482: [DOUGLAS BUS VOLT]
1.2000 0.70000

CHNL# 481: [WILSON BUS VOLT]
1.2000 0.70000

CHNL# 480: [HEALY BUS VOLT]
1.2000 0.70000

CHNL# 479: [SUSITNA BUS VOLT]
1.2000 0.70000

0.0 1.0000 2.0000 3.0000 4.0000 5.0000 6.0000 7.0000 8.0000 9.0000 10.000

TIME (SECONDS)

RAILBELT WINTER PEAK 2020

FAULT ON PT MACKENZIE TO INTERNATIONAL 138 KV LINE AT 1 SEC.
NEAR THE PT MACKENZIE END. FAULT CLEARED AT 5 CYCLES.
FILE: railbelt_2020_winter_peak_420_1f8.out

THU, OCT 15 2009 14:33

LINE FLOW (MW)

CHNL# 367: [P-SOLDOTNA-BRADLEY LAKE]
250.00 -250.0

CHNL# 495: [P-SUSITNA-GOLD CR]
250.00 -250.0

CHNL# 499: [P-DAVES CR-HOPE]
250.00 -250.0

CHNL# 493: [P-GOLD CR-DOUGLAS]
250.00 -250.0

CHNL# 489: [P-GOLD CR-CANTWELL]
250.00 -250.0

CHNL# 487: [P-WEST TERM-EAST TERM]
250.00 -250.0

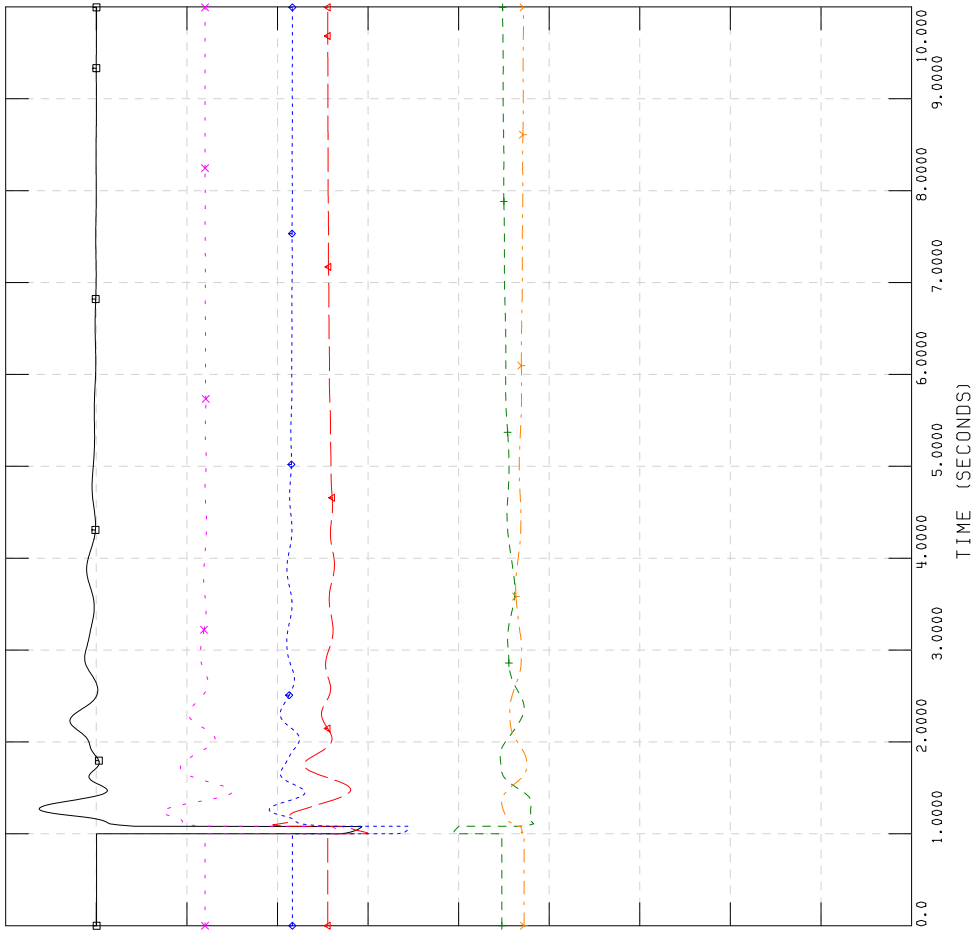

RAILBELT WINTER PEAK 2020

FAULT ON PT MACKENZIE TO INTERNATIONAL 138 KV LINE AT 1 SEC.
NEAR THE PT MACKENZIE END. FAULT CLEARED AT 5 CYCLES.
FILE: railbelt_2020_winter_peak_420_1f8.out

THU, OCT 15 2009 14:33

LINE FLOW (MVAR)

CHNL# 368: [Q-SOLDOTNA-BRADLEY LAKE]
100.00 -100.0

CHNL# 496: [Q-SUSITNA-GOLD CR]
100.00 -100.0

CHNL# 500: [Q-DAVES CR-HOPE]
100.00 -100.0

CHNL# 494: [Q-GOLD CR-DOUGLAS]
100.00 -100.0

CHNL# 490: [Q-GOLD CR-CANTWELL]
100.00 -100.0

CHNL# 488: [Q-WEST TERM-EAST TERM]
100.00 -100.0

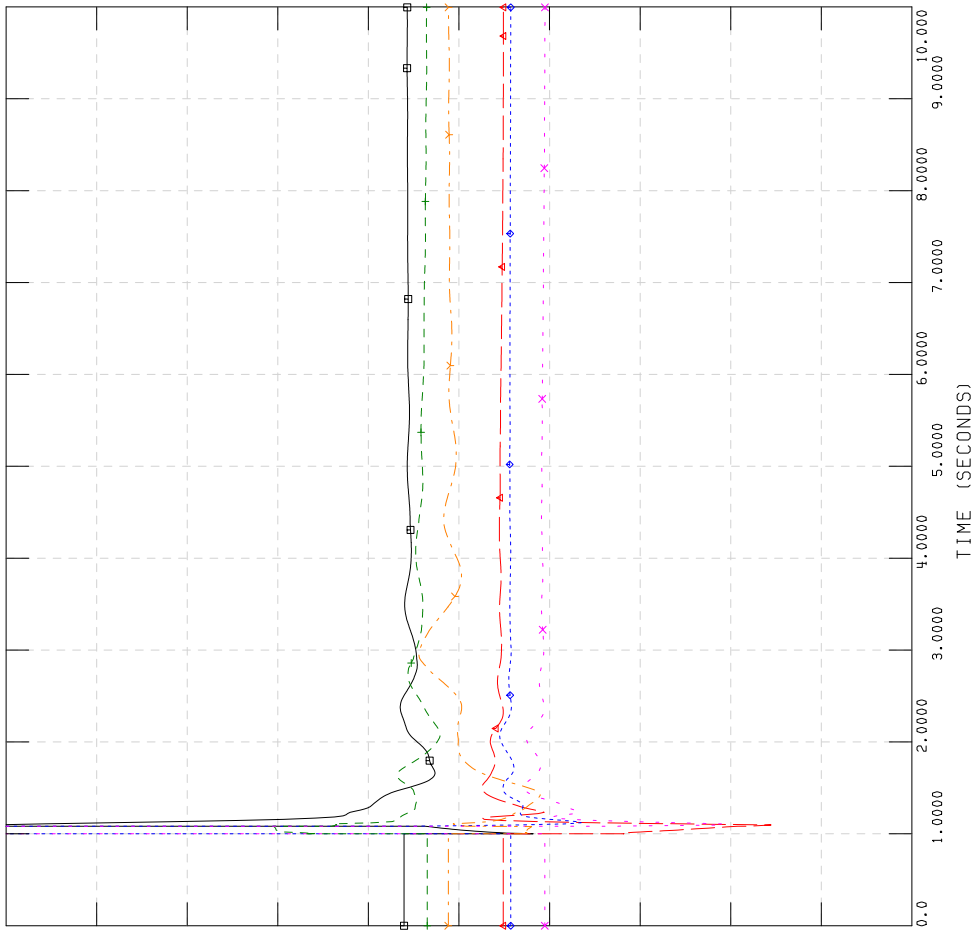

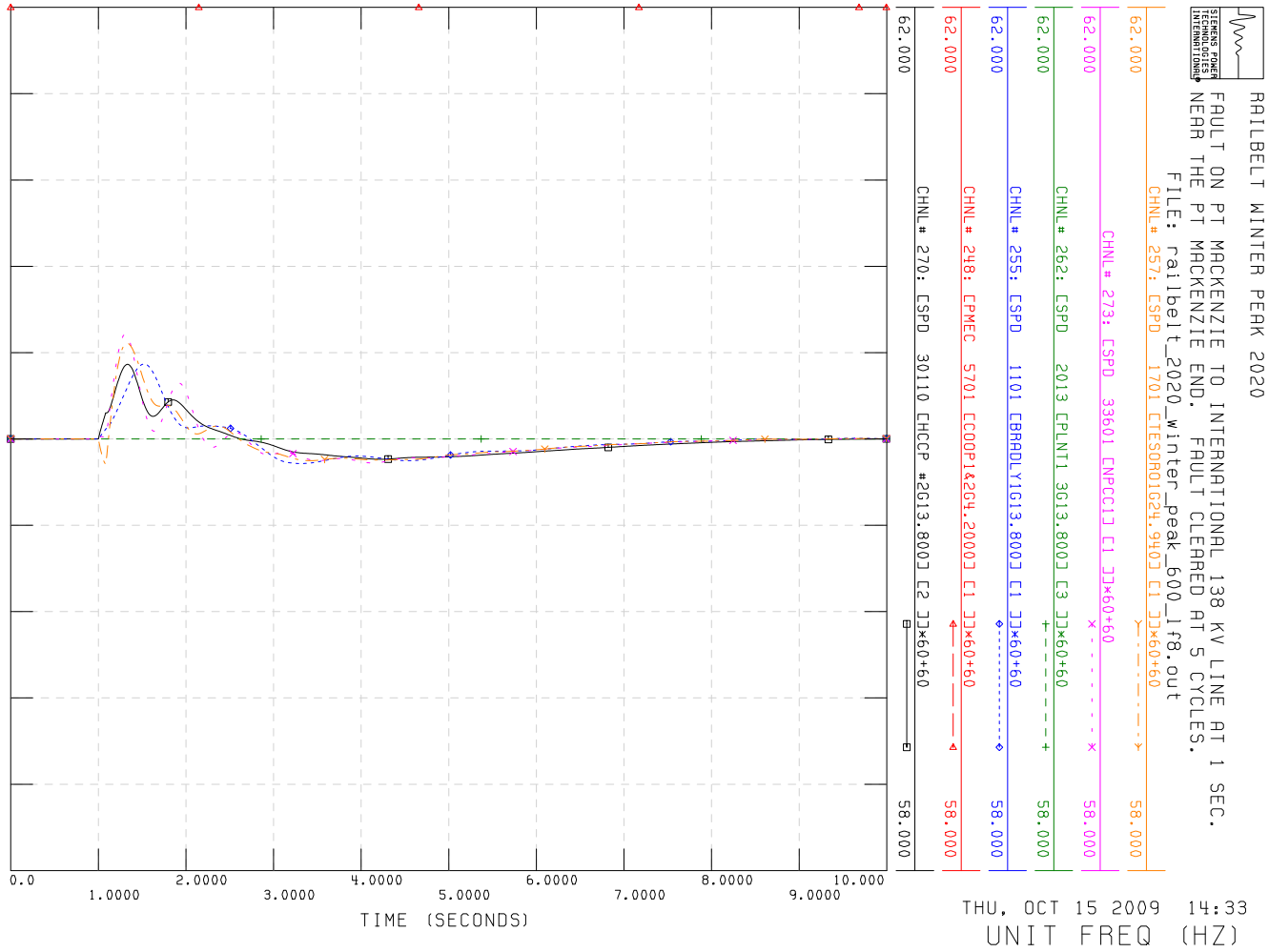
RAILBELT WINTER PEAK 2020
FAULT ON PT MACKENZIE TO INTERNATIONAL 138 KV LINE AT 1 SEC.
NEAR THE PT MACKENZIE END. FAULT CLEARED AT 5 CYCLES.
FILE: railbelt_2020_winter_peak_600_lf8.out
CHNL# 257: CSPD 1701 CTESORO1G24.9400 C1 JJ×60+60
CHNL# 273: CSPD 33601 CNPCC1J C1 JJ×60+60
CHNL# 262: CSPD 2013 CPLNT1 3G13.800J C3 JJ×60+60
CHNL# 255: CSPD 1101 CBRADLY1G13.800J C1 JJ×60+60
CHNL# 248: CPMEC 5701 CCOOP1&2G4.2000J C1 JJ×60+60
CHNL# 270: CSPD 30110 CHCCP #2G13.800J C2 JJ×60+60
62.000
58.000
0.0
1.0000
2.0000
3.0000
4.0000
5.0000
6.0000
7.0000
8.0000
9.0000
10.000
TIME (SECONDS)
THU, OCT 15 2009 14:33
UNIT FREQ (HZ)

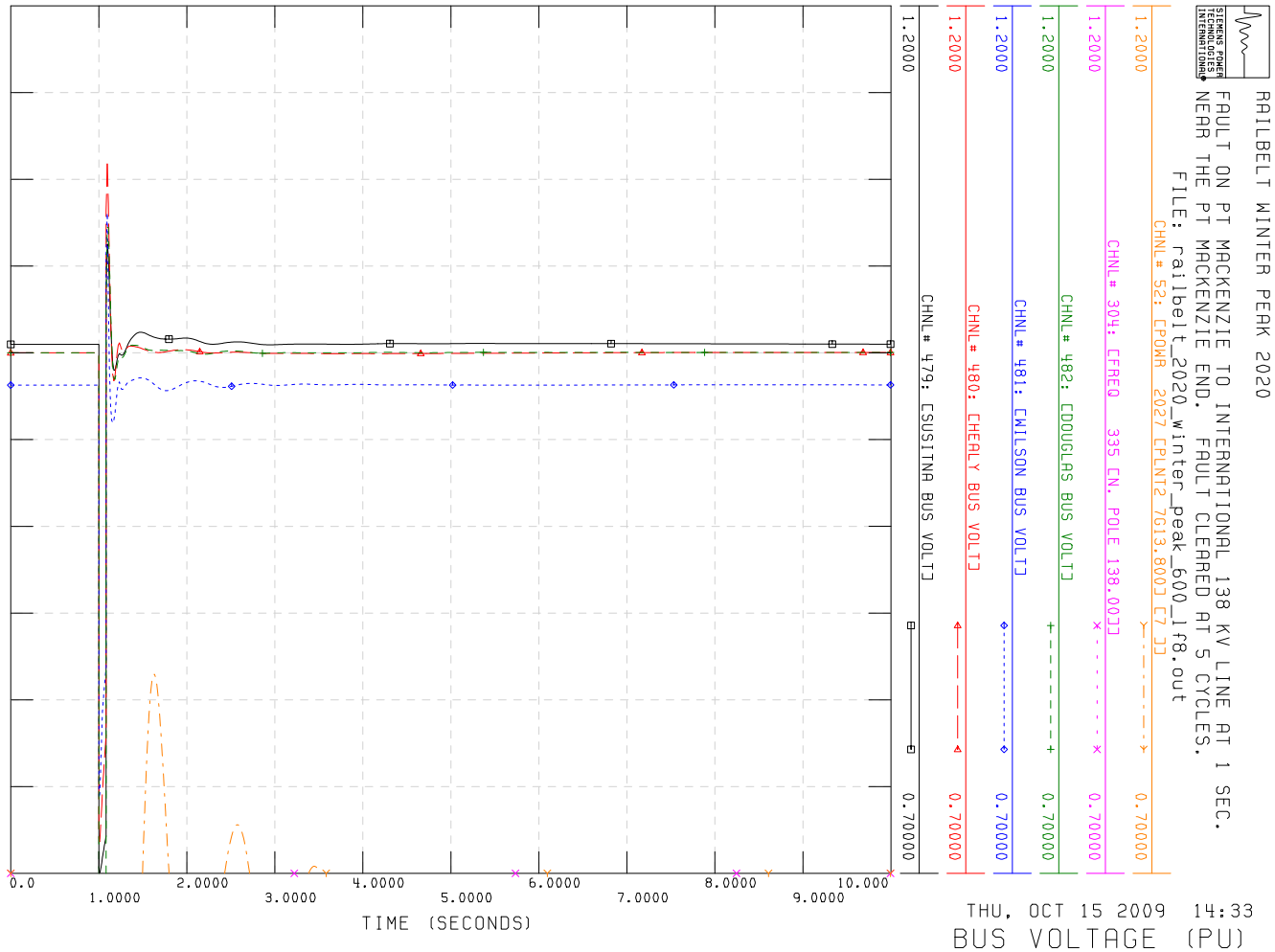
RAILBELT WINTER PEAK 2020
FAULT ON PT MACKENZIE TO INTERNATIONAL 138 KV LINE AT 1 SEC.
NEAR THE PT MACKENZIE END. FAULT CLEARED AT 5 CYCLES.
FILE: railbelt_2020_winter_peak_600_lf8.out
CHNL# 52: CPOWR 2027 CPLNT2 7613.800J C7 JJ
CHNL# 304: CFREQ 335 CN. POLE 138.00JJ
CHNL# 482: CDOUGLAS BUS VOLTJ
CHNL# 481: CWILSON BUS VOLTJ
CHNL# 480: CHEALY BUS VOLTJ
CHNL# 479: CSUSITNA BUS VOLTJ
1.2000
0.70000
0.0
1.0000
2.0000
3.0000
4.0000
5.0000
6.0000
7.0000
8.0000
9.0000
10.000
TIME (SECONDS)
THU, OCT 15 2009 14:33
BUS VOLTAGE (PU)

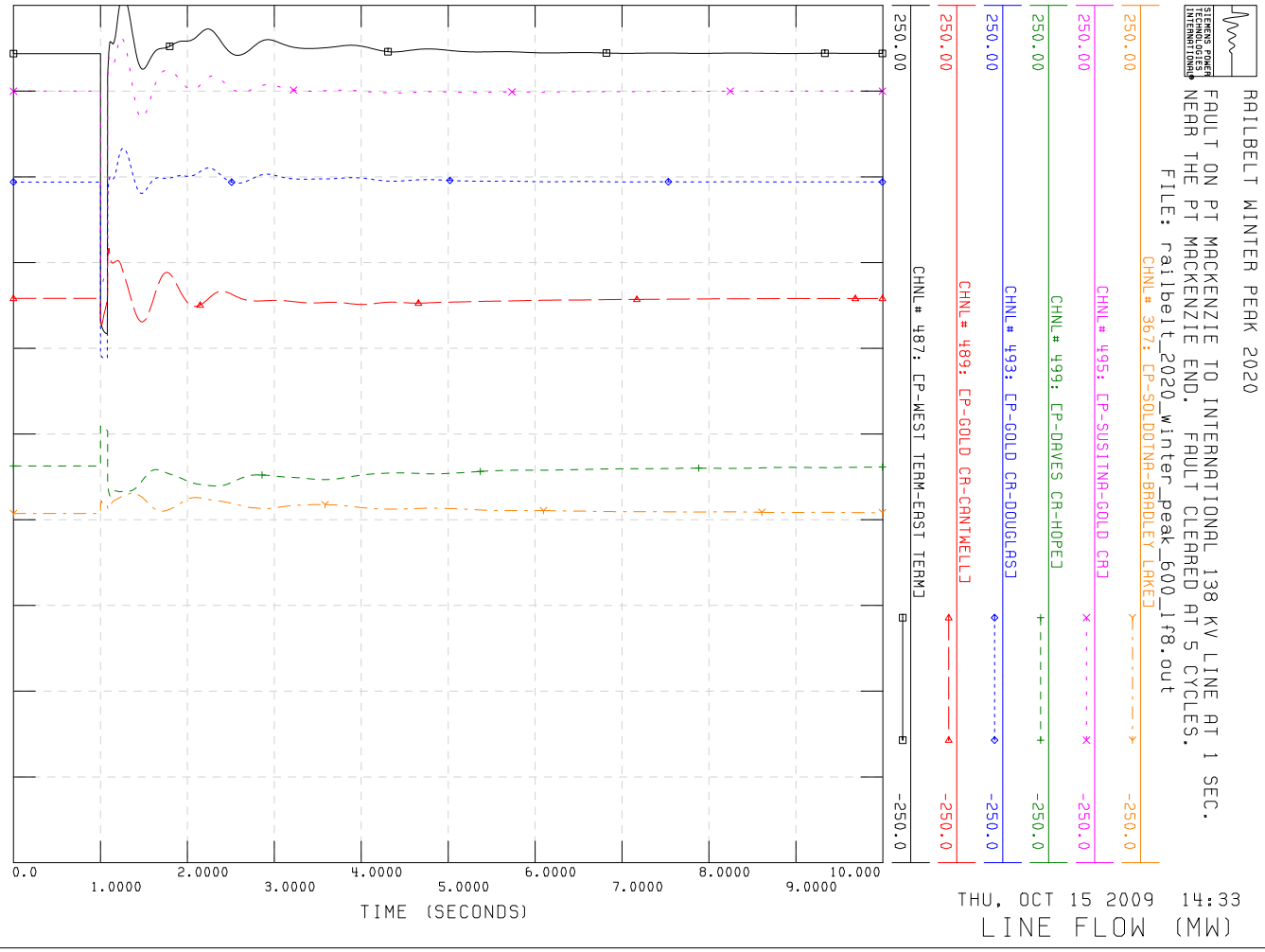
RAILBELT WINTER PEAK 2020
FAULT ON PT MACKENZIE TO INTERNATIONAL 138 KV LINE AT 1 SEC.
NEAR THE PT MACKENZIE END. FAULT CLEARED AT 5 CYCLES.
FILE: railbelt_2020_winter_peak_600_lf8.out
CHNL# 367: CP-SOLDOTNA-BRADLEY LAKE
CHNL# 495: CP-SUSITNA-GOLD CRJ
CHNL# 499: CP-DAVES CR-HOPEJ
CHNL# 493: CP-GOLD CR-DOUGLASJ
CHNL# 489: CP-GOLD CR-CANTWELLJ
CHNL# 487: CP-WEST TERM-EAST TERMJ
250.00
-250.0
0.0
1.0000
2.0000
3.0000
4.0000
5.0000
6.0000
7.0000
8.0000
9.0000
10.000
TIME (SECONDS)
THU, OCT 15 2009 14:33
LINE FLOW (MW)

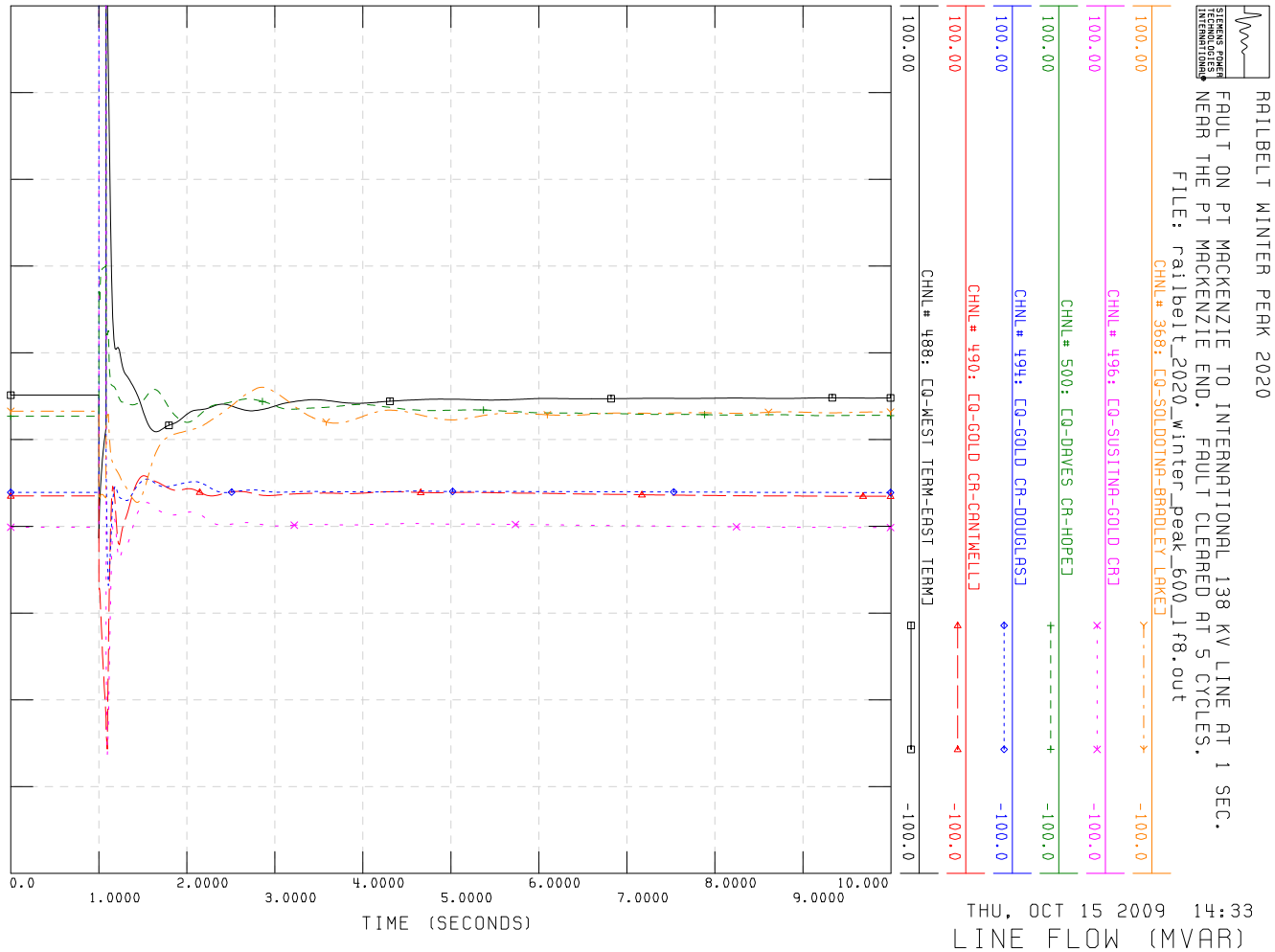
RAILBELT WINTER PEAK 2020
FAULT ON PT MACKENZIE TO INTERNATIONAL 138 KV LINE AT 1 SEC.
NEAR THE PT MACKENZIE END. FAULT CLEARED AT 5 CYCLES.
FILE: railbelt_2020_winter_peak_600_lf8.out
CHNL# 368: CQ-SOLDOTNA-BRADLEY LAKEJ
CHNL# 496: CQ-SUSITNA-GOLD CRJ
CHNL# 500: CQ-DAVES CR-HOPEJ
CHNL# 494: CQ-GOLD CR-DOUGLASJ
CHNL# 490: CQ-GOLD CR-CANTWELLJ
CHNL# 488: CQ-WEST TERM-EAST TERMJ
100.00
-100.0
0.0
1.0000
2.0000
3.0000
4.0000
5.0000
6.0000
7.0000
8.0000
9.0000
10.000
TIME (SECONDS)
THU, OCT 15 2009 14:33
LINE FLOW (MVAR)

RAILBELT SUMMER PEAK 2020

FAULT ON PT MACKENZIE TO INTERNATIONAL 138 KV LINE AT 1 SEC.
NEAR THE PT MACKENZIE END. FAULT CLEARED AT 5 CYCLES.
FILE: railbelt_2020_summer_peak_420_1f8.out

THU, OCT 15 2009 14:33

UNIT FREQ (HZ)

CHNL# 257: [SPD 1701 [TESOR01G24.940] [1]]×60+60
62.000 58.000

CHNL# 273: [SPD 33601 [NPCC1] [1]]×60+60
62.000 58.000

CHNL# 262: [SPD 2013 [PLNT1 3G13.800] [3]]×60+60
62.000 58.000

CHNL# 255: [SPD 1101 [BRADLY1G13.800] [1]]×60+60
62.000 58.000

CHNL# 248: [PMEC 5701 [COOP1&2G4.2000] [1]]×60+60
62.000 58.000

CHNL# 270: [SPD 30110 [HCCP #2G13.800] [2]]×60+60
62.000 58.000

0.0 1.0000 2.0000 3.0000 4.0000 5.0000 6.0000 7.0000 8.0000 9.0000 10.000

TIME (SECONDS)

RAILBELT SUMMER PEAK 2020

FAULT ON PT MACKENZIE TO INTERNATIONAL 138 KV LINE AT 1 SEC.
NEAR THE PT MACKENZIE END. FAULT CLEARED AT 5 CYCLES.
FILE: railbelt_2020_summer_peak_420_1f8.out

THU, OCT 15 2009 14:33

BUS VOLTAGE (PU)

CHNL# 52: [POWR 2027 [PLNT2 7G13.800] [7]]
1.2000 0.70000

CHNL# 304: [FREQ 335 [N. POLE 138.00]]
1.2000 0.70000

CHNL# 482: [DOUGLAS BUS VOLT]
1.2000 0.70000

CHNL# 481: [WILSON BUS VOLT]
1.2000 0.70000

CHNL# 480: [HEALY BUS VOLT]
1.2000 0.70000

CHNL# 479: [SUSITNA BUS VOLT]
1.2000 0.70000

0.0 1.0000 2.0000 3.0000 4.0000 5.0000 6.0000 7.0000 8.0000 9.0000 10.000

TIME (SECONDS)

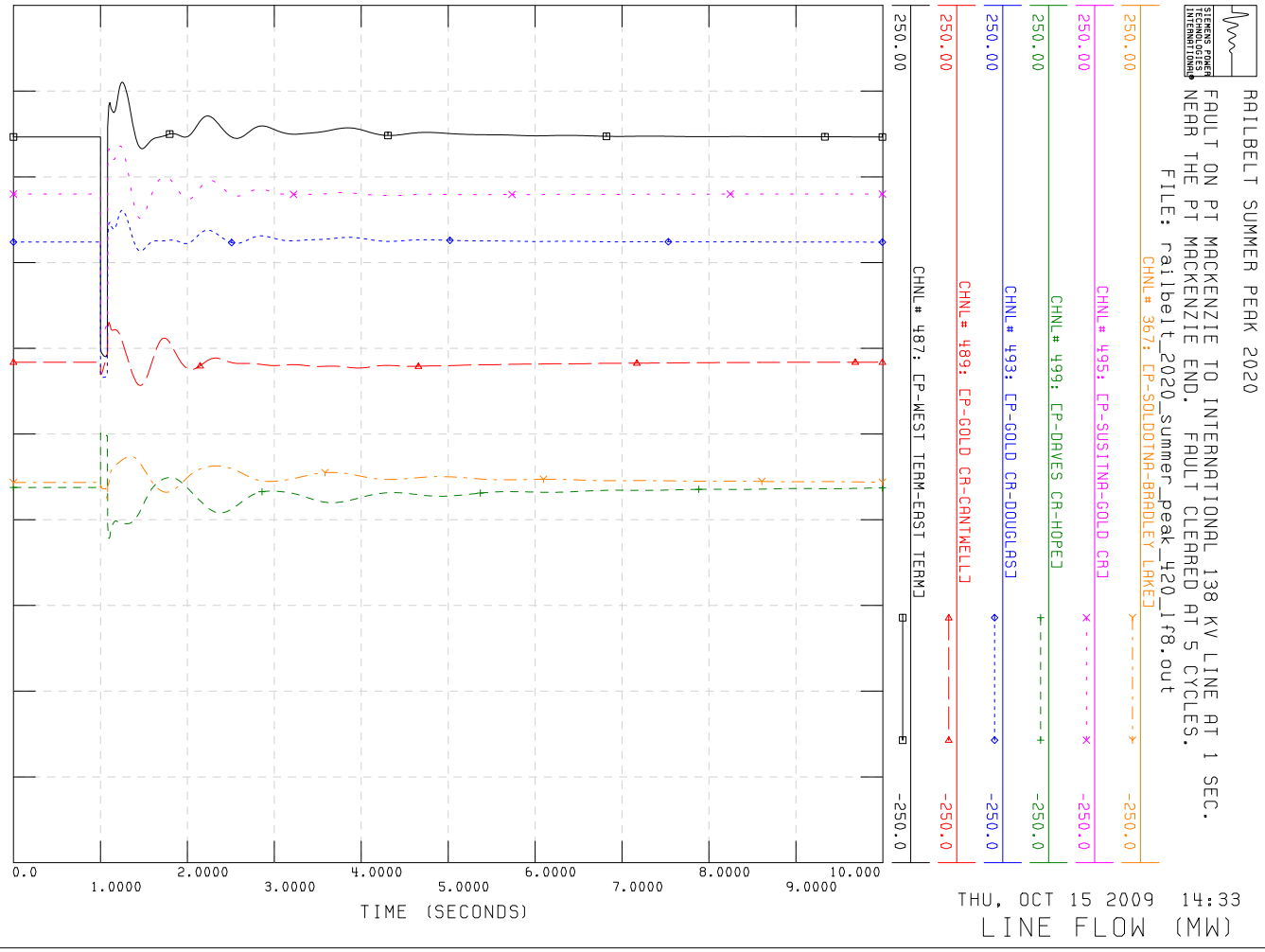
RAILBELT SUMMER PEAK 2020
FAULT ON PT MACKENZIE TO INTERNATIONAL 138 KV LINE AT 1 SEC.
NEAR THE PT MACKENZIE END. FAULT CLEARED AT 5 CYCLES.
FILE: railbelt_2020_summer_peak_420_lf8.out
CHNL# 367: CP-SOLDOTNA-BRADLEY LAKE
CHNL# 495: CP-SUSITNA-GOLD CR
CHNL# 499: CP-DAVES CR-HOPE
CHNL# 493: CP-GOLD CR-DOUGLAS
CHNL# 489: CP-GOLD CR-CANTWELL
CHNL# 487: CP-WEST TERM-EAST TERM
250.00
-250.0
0.0
1.0000
2.0000
3.0000
4.0000
5.0000
6.0000
7.0000
8.0000
9.0000
10.000
TIME (SECONDS)
THU, OCT 15 2009 14:33
LINE FLOW (MW)

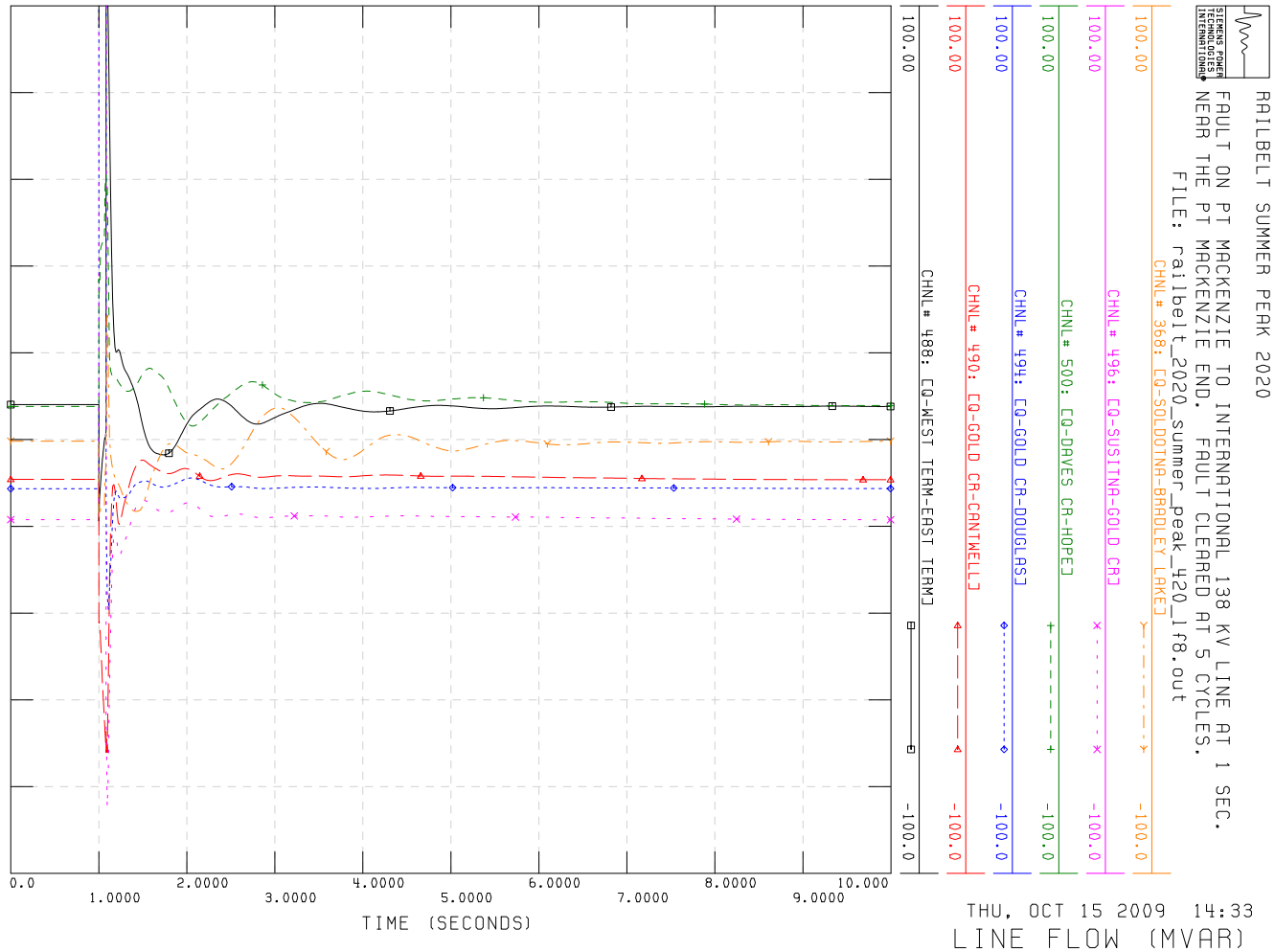
RAILBELT SUMMER PEAK 2020
FAULT ON PT MACKENZIE TO INTERNATIONAL 138 KV LINE AT 1 SEC.
NEAR THE PT MACKENZIE END. FAULT CLEARED AT 5 CYCLES.
FILE: railbelt_2020_summer_peak_420_lf8.out
CHNL# 368: CQ-SOLDOTNA-BRADLEY LAKE
CHNL# 496: CQ-SUSITNA-GOLD CR
CHNL# 500: CQ-DAVES CR-HOPE
CHNL# 494: CQ-GOLD CR-DOUGLAS
CHNL# 490: CQ-GOLD CR-CANTWELL
CHNL# 488: CQ-WEST TERM-EAST TERM
100.00
-100.0
0.0
1.0000
2.0000
3.0000
4.0000
5.0000
6.0000
7.0000
8.0000
9.0000
10.000
TIME (SECONDS)
THU, OCT 15 2009 14:33
LINE FLOW (MVAR)

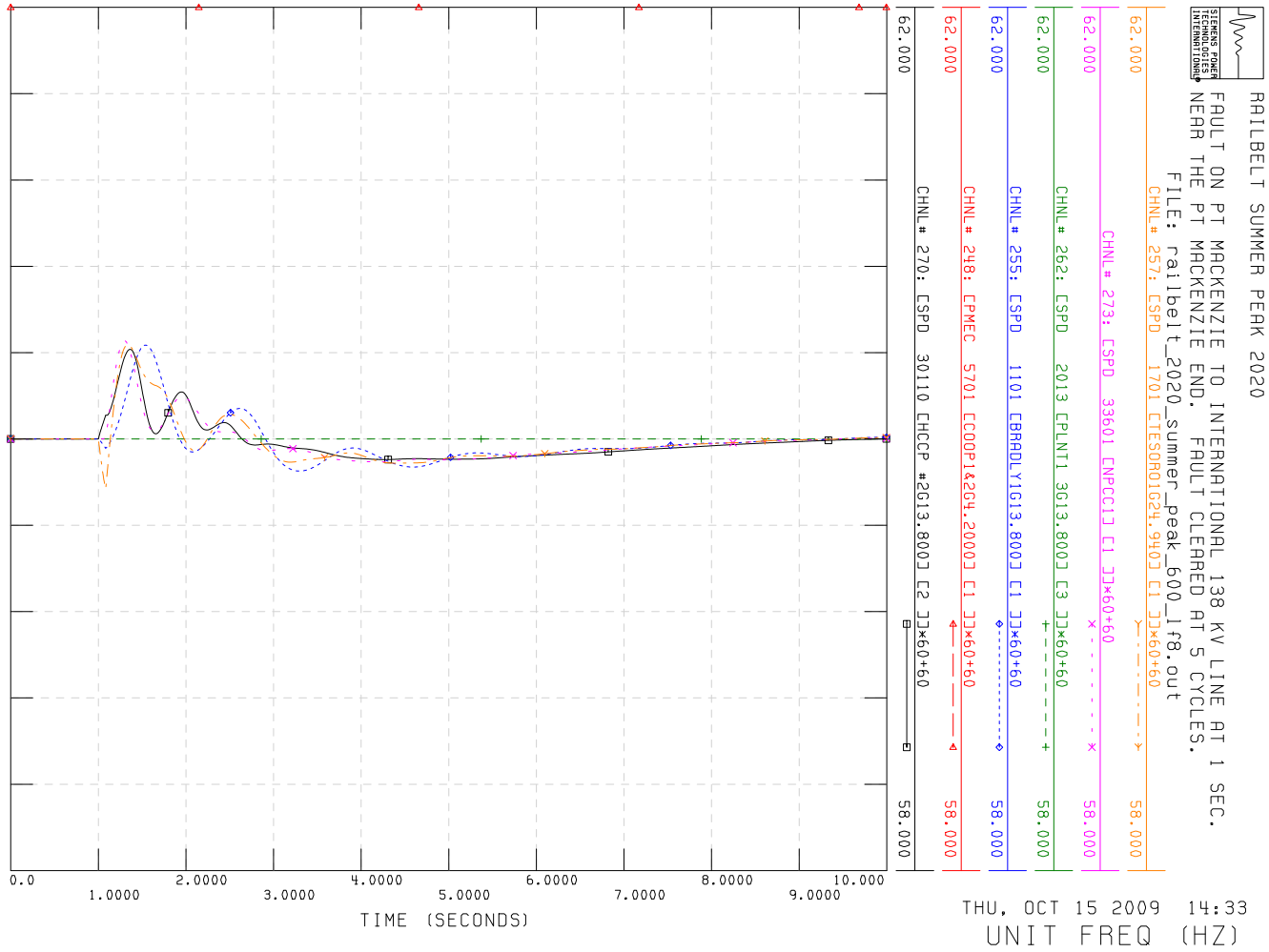
RAILBELT SUMMER PEAK 2020
FAULT ON PT MACKENZIE TO INTERNATIONAL 138 KV LINE AT 1 SEC.
NEAR THE PT MACKENZIE END. FAULT CLEARED AT 5 CYCLES.
FILE: railbelt_2020_summer_peak_600_lf8.out
CHNL# 257: CSPD 1701 CTESORO1G24.9400 C1 JJ×60+60
CHNL# 273: CSPD 33601 CNPCC1J C1 JJ×60+60
CHNL# 262: CSPD 2013 CPLNT1 3G13.800J C3 JJ×60+60
CHNL# 255: CSPD 1101 CBRADLY1G13.800J C1 JJ×60+60
CHNL# 248: CPMEC 5701 CCOOP1&2G4.2000J C1 JJ×60+60
CHNL# 270: CSPD 30110 CHCCP #2G13.800J C2 JJ×60+60
62.000
58.000
0.0
1.0000
2.0000
3.0000
4.0000
5.0000
6.0000
7.0000
8.0000
9.0000
10.000
TIME (SECONDS)
THU, OCT 15 2009 14:33
UNIT FREQ (HZ)

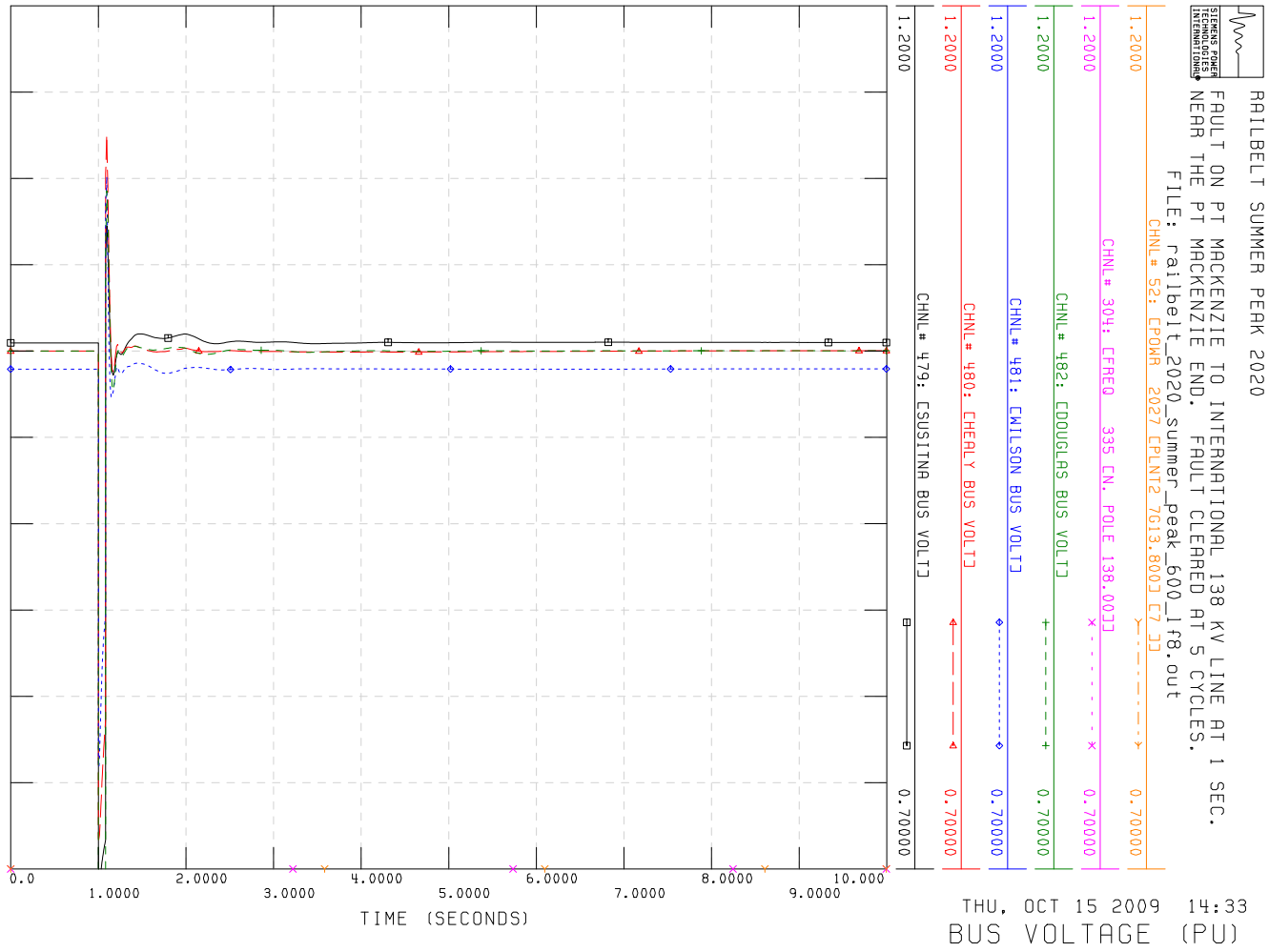
RAILBELT SUMMER PEAK 2020
FAULT ON PT MACKENZIE TO INTERNATIONAL 138 KV LINE AT 1 SEC.
NEAR THE PT MACKENZIE END. FAULT CLEARED AT 5 CYCLES.
FILE: railbelt_2020_summer_peak_600_lf8.out
CHNL# 52: CPOWR 2027 CPLNT2 7613.800J C7 JJ
CHNL# 304: CFREQ 335 CN. POLE 138.00JJ
CHNL# 482: CDOUGLAS BUS VOLTJ
CHNL# 481: CWILSON BUS VOLTJ
CHNL# 480: CHEALY BUS VOLTJ
CHNL# 479: CSUSITNA BUS VOLTJ
1.2000
0.70000
0.0
1.0000
2.0000
3.0000
4.0000
5.0000
6.0000
7.0000
8.0000
9.0000
10.000
TIME (SECONDS)
THU, OCT 15 2009 14:33
BUS VOLTAGE (PU)

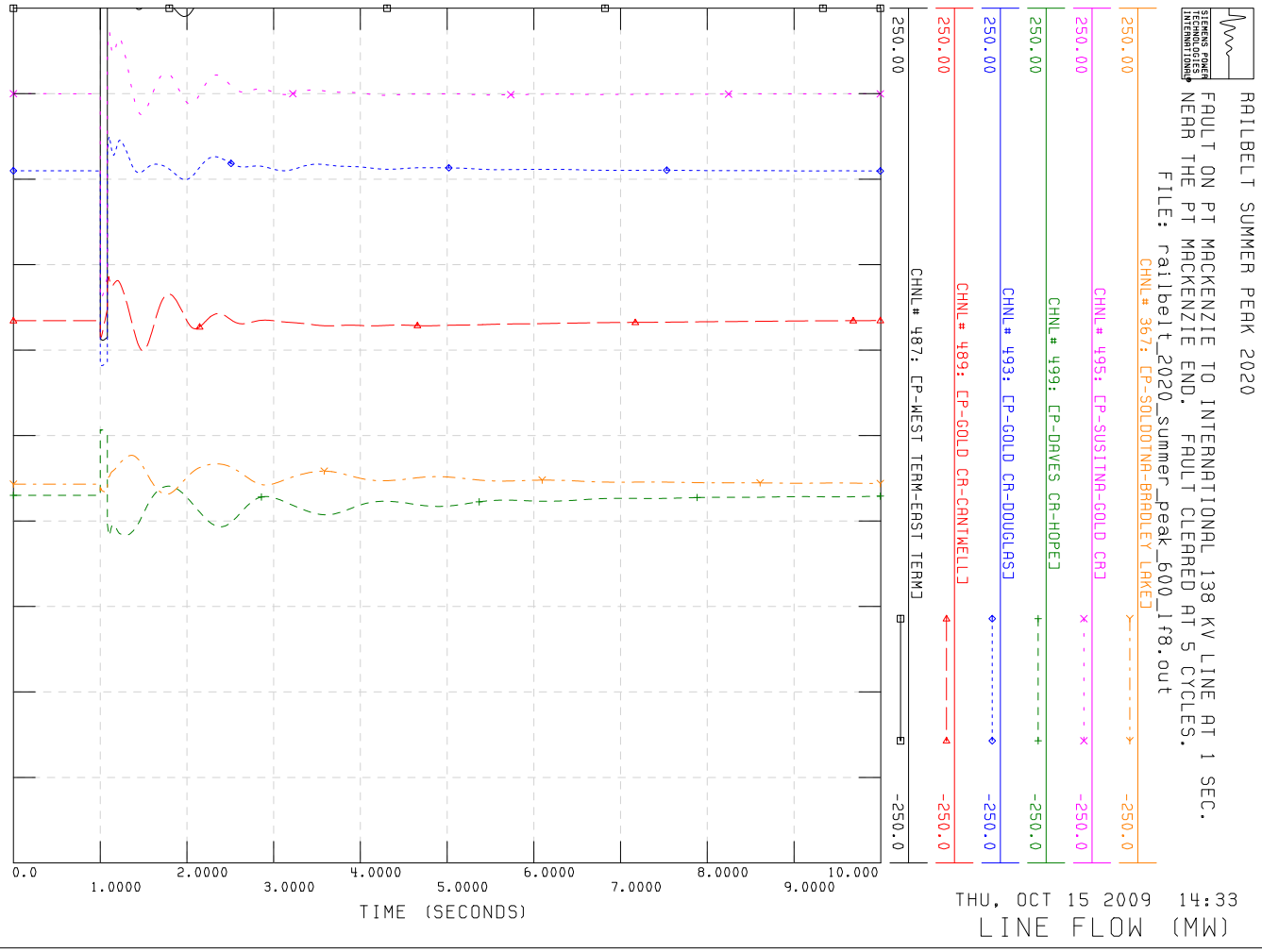
RAILBELT SUMMER PEAK 2020
FAULT ON PT MACKENZIE TO INTERNATIONAL 138 KV LINE AT 1 SEC.
NEAR THE PT MACKENZIE END. FAULT CLEARED AT 5 CYCLES.
FILE: railbelt_2020_summer_peak_600_lf8.out
CHNL# 367: CP-SOLDOTNA-BRADLEY LAKE
CHNL# 495: CP-SUSITNA-GOLD CRK
CHNL# 499: CP-DAVES CR-HOPE
CHNL# 493: CP-GOLD CR-DOUGLAS
CHNL# 489: CP-GOLD CR-CANTWELL
CHNL# 487: CP-WEST TERM-EAST TERM
250.00
-250.0
0.0
1.0000
2.0000
3.0000
4.0000
5.0000
6.0000
7.0000
8.0000
9.0000
10.000
TIME (SECONDS)
THU, OCT 15 2009 14:33
LINE FLOW (MW)

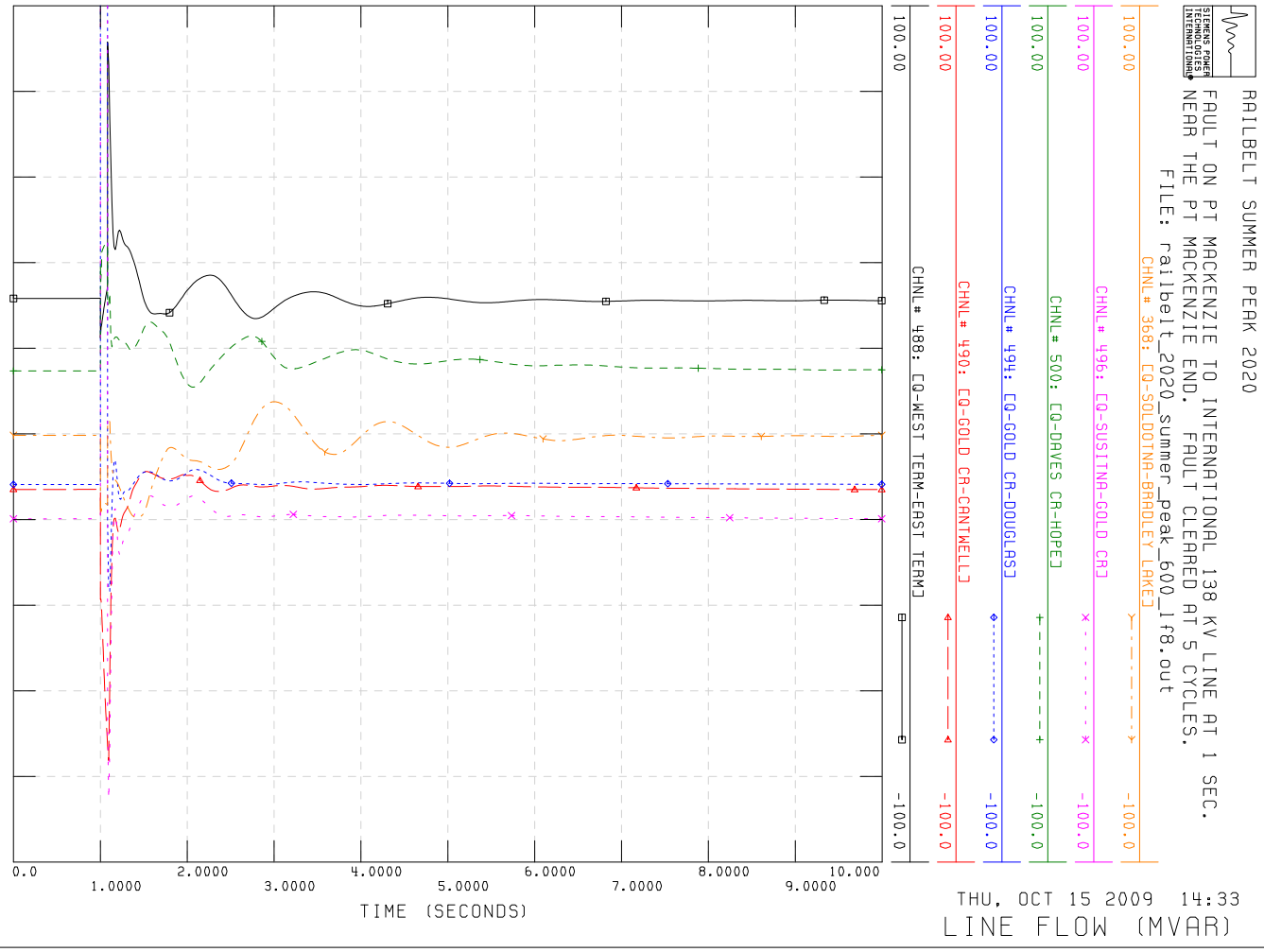
RAILBELT SUMMER PEAK 2020
FAULT ON PT MACKENZIE TO INTERNATIONAL 138 KV LINE AT 1 SEC.
NEAR THE PT MACKENZIE END. FAULT CLEARED AT 5 CYCLES.
FILE: railbelt_2020_summer_peak_600_lf8.out
CHNL# 368: CQ-SOLDOTNA-BRADLEY LAKE
CHNL# 496: CQ-SUSITNA-GOLD CRK
CHNL# 500: CQ-DAVES CR-HOPE
CHNL# 494: CQ-GOLD CR-DOUGLAS
CHNL# 490: CQ-GOLD CR-CANTWELL
CHNL# 488: CQ-WEST TERM-EAST TERM
100.00
-100.0
0.0
1.0000
2.0000
3.0000
4.0000
5.0000
6.0000
7.0000
8.0000
9.0000
10.000
TIME (SECONDS)
THU, OCT 15 2009 14:33
LINE FLOW (MVAR)

RAILBELT SUMMER VALLEY 2020

FAULT ON PT MACKENZIE TO INTERNATIONAL 138 KV LINE AT 1 SEC.
NEAR THE PT MACKENZIE END. FAULT CLEARED AT 5 CYCLES.
FILE: railbelt_2020_summer_valley_420_lf8.out

THU, OCT 15 2009 14:33

UNIT FREQ (HZ)

CHNL# 257: [SPD 1701 [TESOR01G24.940] [1]]×60+60
62.000 58.000

CHNL# 273: [SPD 33601 [NPCC1] [1]]×60+60
62.000 58.000

CHNL# 262: [SPD 2013 [PLNT1 3G13.800] [3]]×60+60
62.000 58.000

CHNL# 255: [SPD 1101 [BRADLY1G13.800] [1]]×60+60
62.000 58.000

CHNL# 248: [PMEC 5701 [COOP1&2G4.2000] [1]]×60+60
62.000 58.000

CHNL# 270: [SPD 30110 [HCCP #2G13.800] [2]]×60+60
62.000 58.000

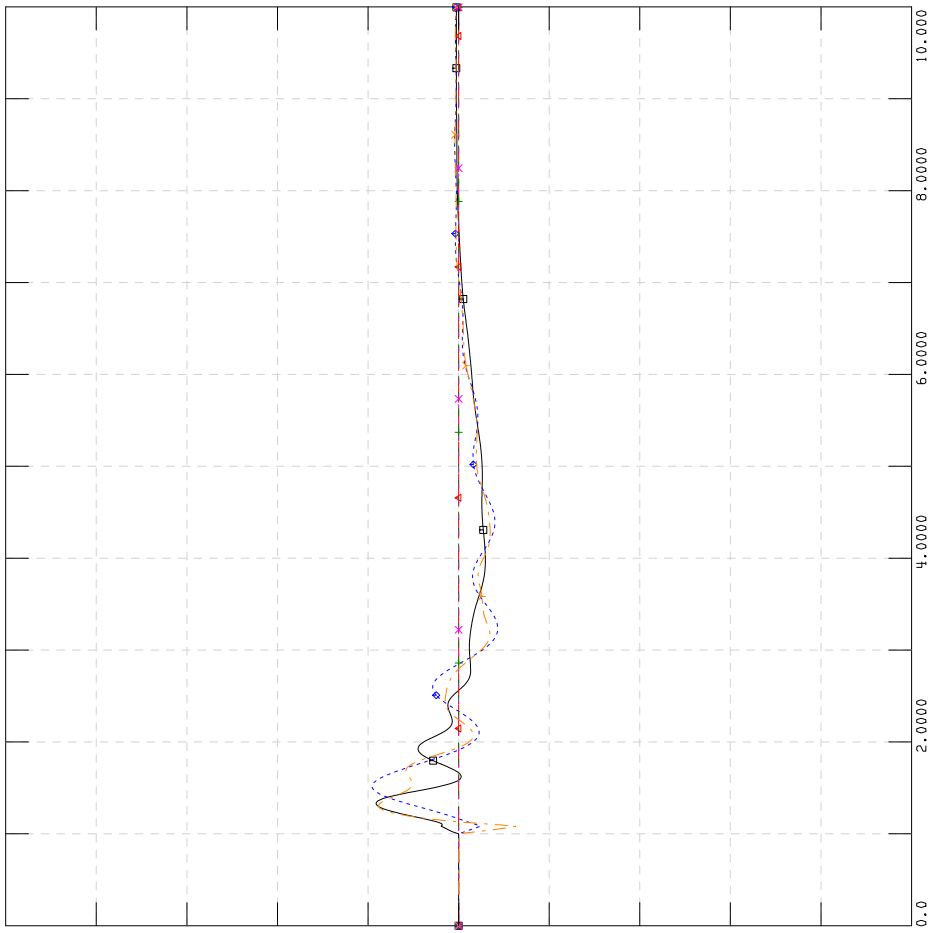

RAILBELT SUMMER VALLEY 2020

FAULT ON PT MACKENZIE TO INTERNATIONAL 138 KV LINE AT 1 SEC.
NEAR THE PT MACKENZIE END. FAULT CLEARED AT 5 CYCLES.
FILE: railbelt_2020_summer_valley_420_lf8.out

THU, OCT 15 2009 14:33

BUS VOLTAGE (PU)

CHNL# 52: [POWR 2027 [PLNT2 7G13.800] [7]]
1.2000 0.70000

CHNL# 304: [FREQ 335 [N. POLE 138.00]]
1.2000 0.70000

CHNL# 482: [DOUGLAS BUS VOLT]
1.2000 0.70000

CHNL# 481: [WILSON BUS VOLT]
1.2000 0.70000

CHNL# 480: [HEALY BUS VOLT]
1.2000 0.70000

CHNL# 479: [SUSITNA BUS VOLT]
1.2000 0.70000

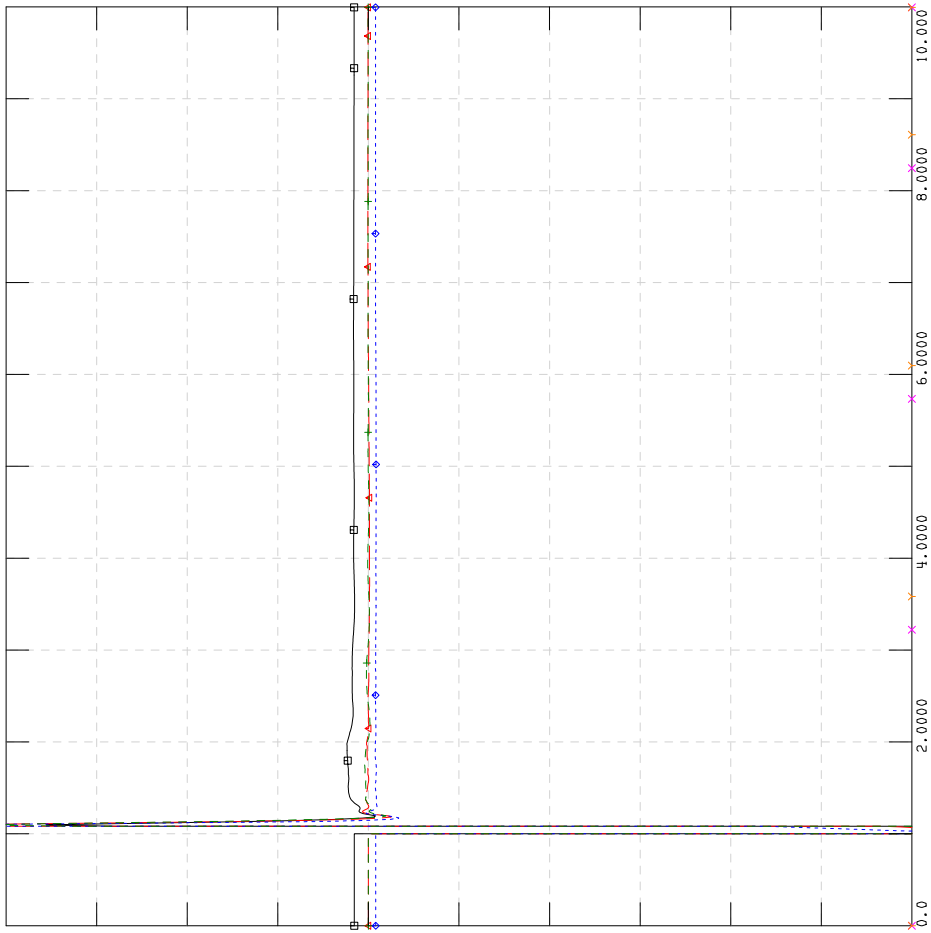

RAILBELT SUMMER VALLEY 2020

FAULT ON PT MACKENZIE TO INTERNATIONAL 138 KV LINE AT 1 SEC.
NEAR THE PT MACKENZIE END. FAULT CLEARED AT 5 CYCLES.
FILE: railbelt_2020_summer_valley_420_lf8.out

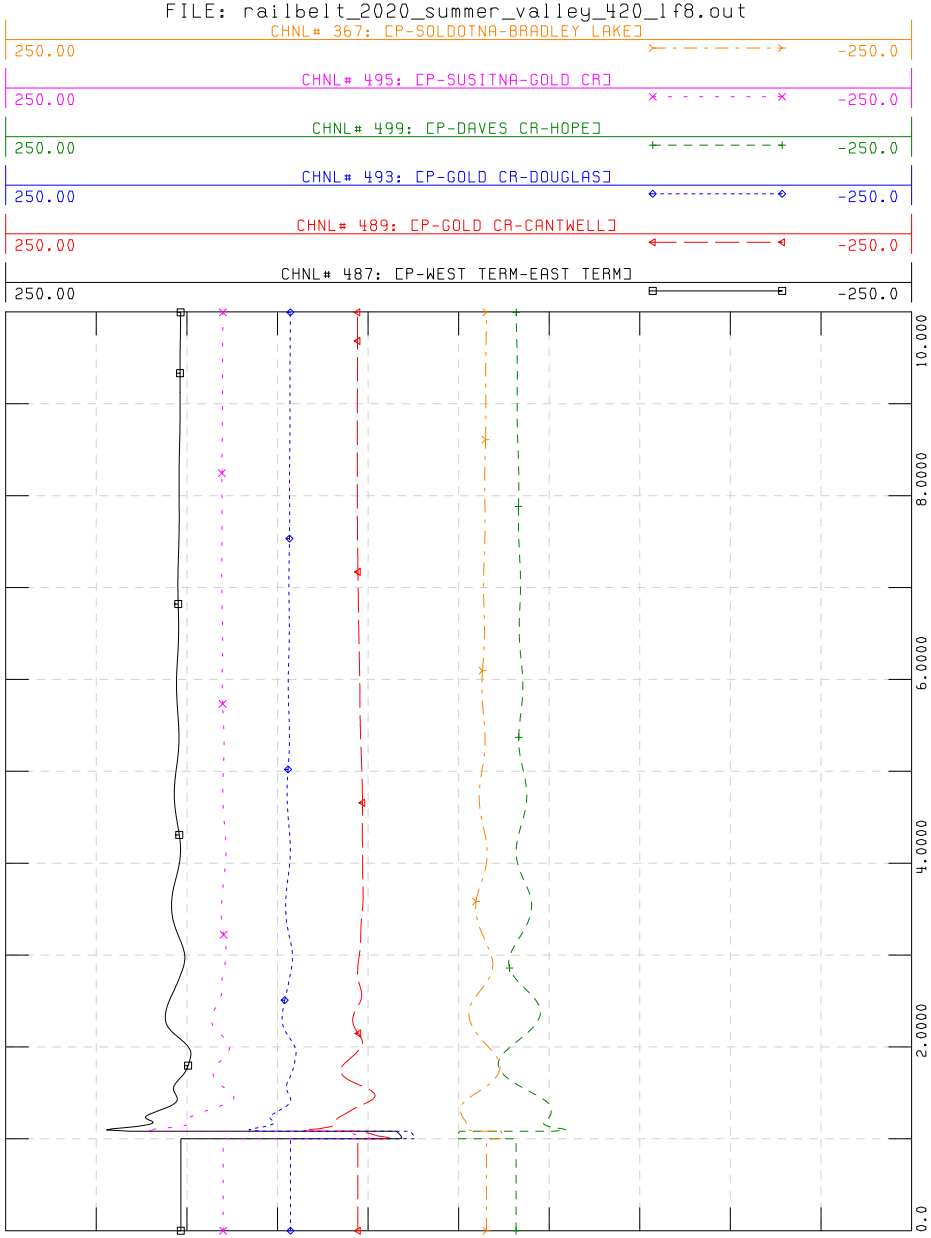

THU, OCT 15 2009 14:33
LINE FLOW (MW)

RAILBELT SUMMER VALLEY 2020

FAULT ON PT MACKENZIE TO INTERNATIONAL 138 KV LINE AT 1 SEC.
NEAR THE PT MACKENZIE END. FAULT CLEARED AT 5 CYCLES.
FILE: railbelt_2020_summer_valley_420_lf8.out

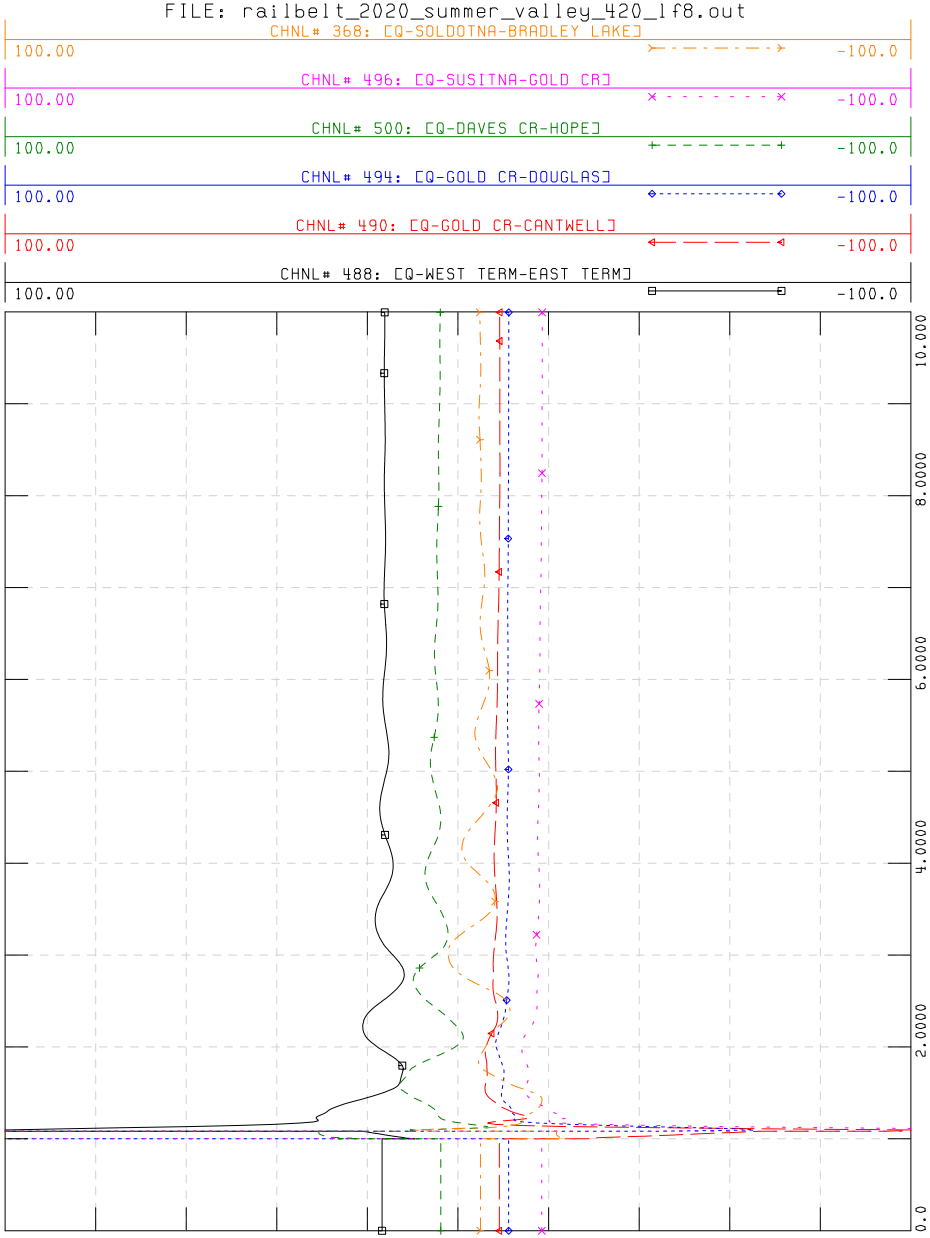

THU, OCT 15 2009 14:33
LINE FLOW (MVAR)

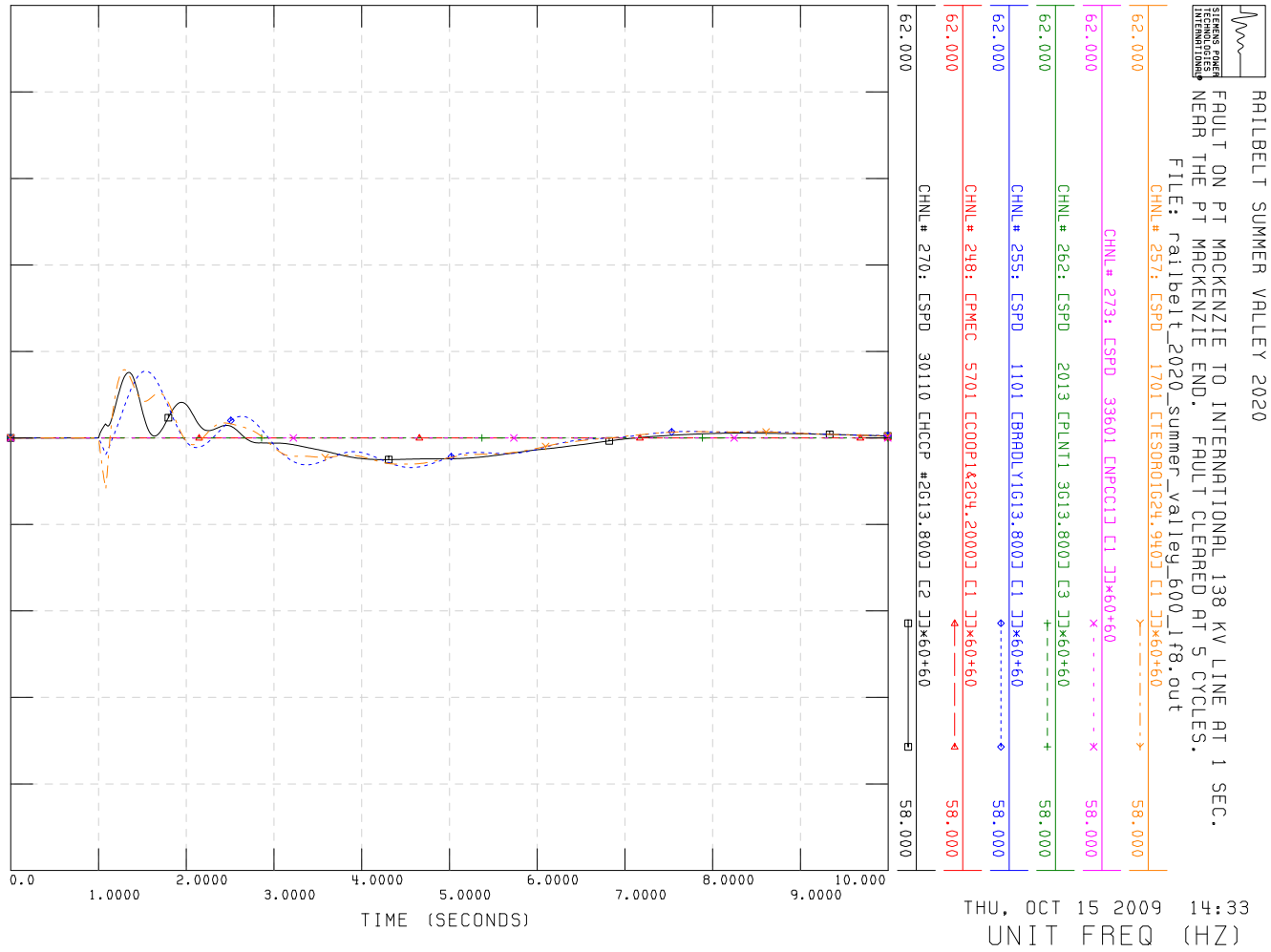
RAILBELT SUMMER VALLEY 2020
FAULT ON PT MACKENZIE TO INTERNATIONAL 138 KV LINE AT 1 SEC.
NEAR THE PT MACKENZIE END. FAULT CLEARED AT 5 CYCLES.
FILE: railbelt_2020_summer_valley_600_lf8.out
CHNL# 257: CSPD 1701 CTESORO1G24.9400 C1 JJ×60+60
CHNL# 273: CSPD 33601 CNPCC1J C1 JJ×60+60
CHNL# 262: CSPD 2013 CPLNT1 3G13.8000 C3 JJ×60+60
CHNL# 255: CSPD 1101 CBRADLY1G13.8000 C1 JJ×60+60
CHNL# 248: CPMEC 5701 CCOOP1&2G4.2000 C1 JJ×60+60
CHNL# 270: CSPD 30110 CHCCP #2G13.8000 C2 JJ×60+60
62.000
58.000
0.0
1.0000
2.0000
3.0000
4.0000
5.0000
6.0000
7.0000
8.0000
9.0000
10.000
TIME (SECONDS)
THU, OCT 15 2009 14:33
UNIT FREQ (HZ)

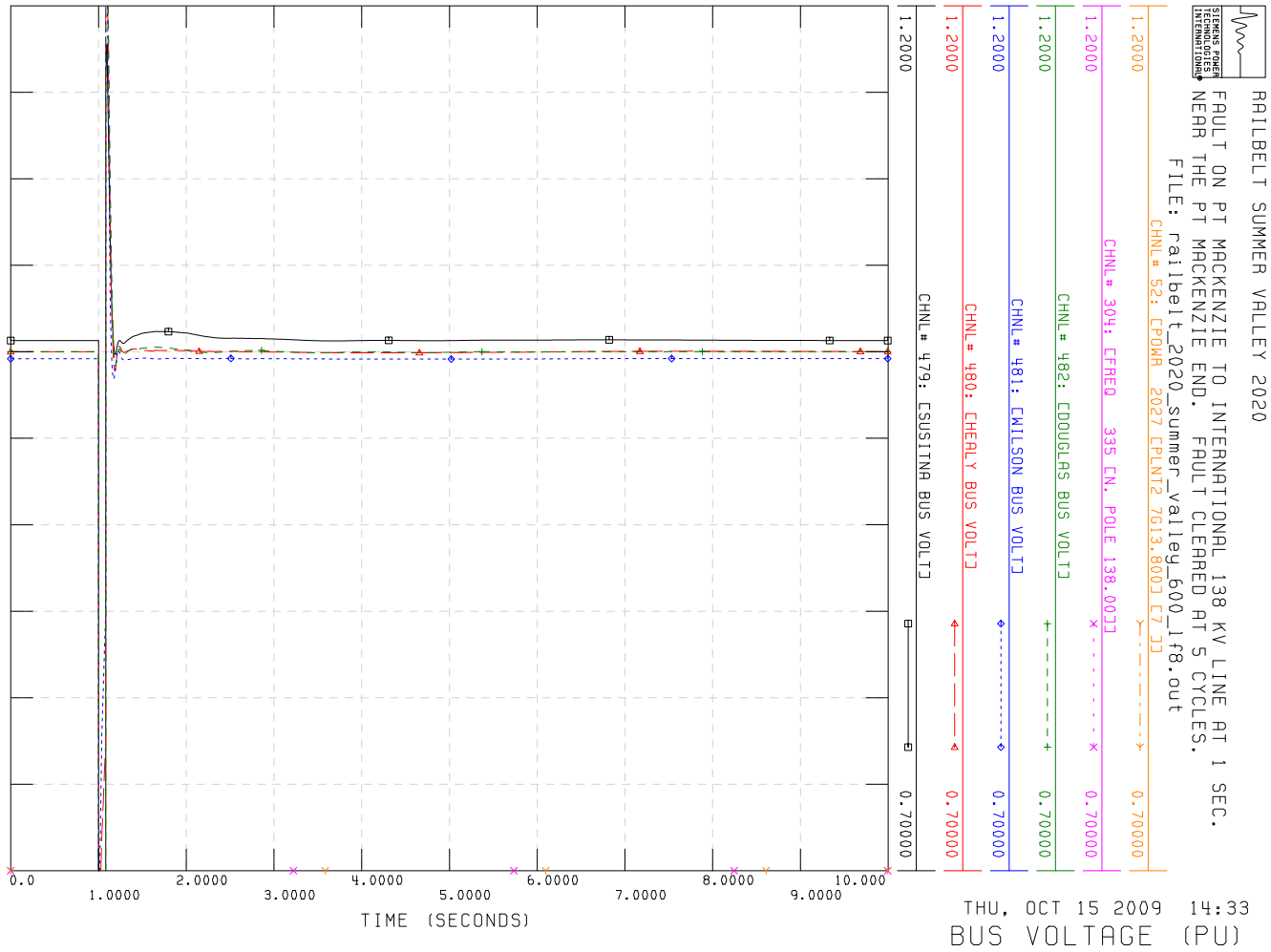
RAILBELT SUMMER VALLEY 2020
FAULT ON PT MACKENZIE TO INTERNATIONAL 138 KV LINE AT 1 SEC.
NEAR THE PT MACKENZIE END. FAULT CLEARED AT 5 CYCLES.
FILE: railbelt_2020_summer_valley_600_lf8.out
CHNL# 52: CPOWR 2027 CPLNT2 7613.8000 C7 JJ
CHNL# 304: CFREQ 335 CN. POLE 138.000JJ
CHNL# 482: CDOUGLAS BUS VOLTJ
CHNL# 481: CWILSON BUS VOLTJ
CHNL# 480: CHEALY BUS VOLTJ
CHNL# 479: CSUSITNA BUS VOLTJ
1.2000
0.70000
0.0
1.0000
2.0000
3.0000
4.0000
5.0000
6.0000
7.0000
8.0000
9.0000
10.000
TIME (SECONDS)
THU, OCT 15 2009 14:33
BUS VOLTAGE (PU)

RAILBELT SUMMER VALLEY 2020

FAULT ON PT MACKENZIE TO INTERNATIONAL 138 KV LINE AT 1 SEC.
NEAR THE PT MACKENZIE END. FAULT CLEARED AT 5 CYCLES.
FILE: railbelt_2020_summer_valley_600_lf8.out

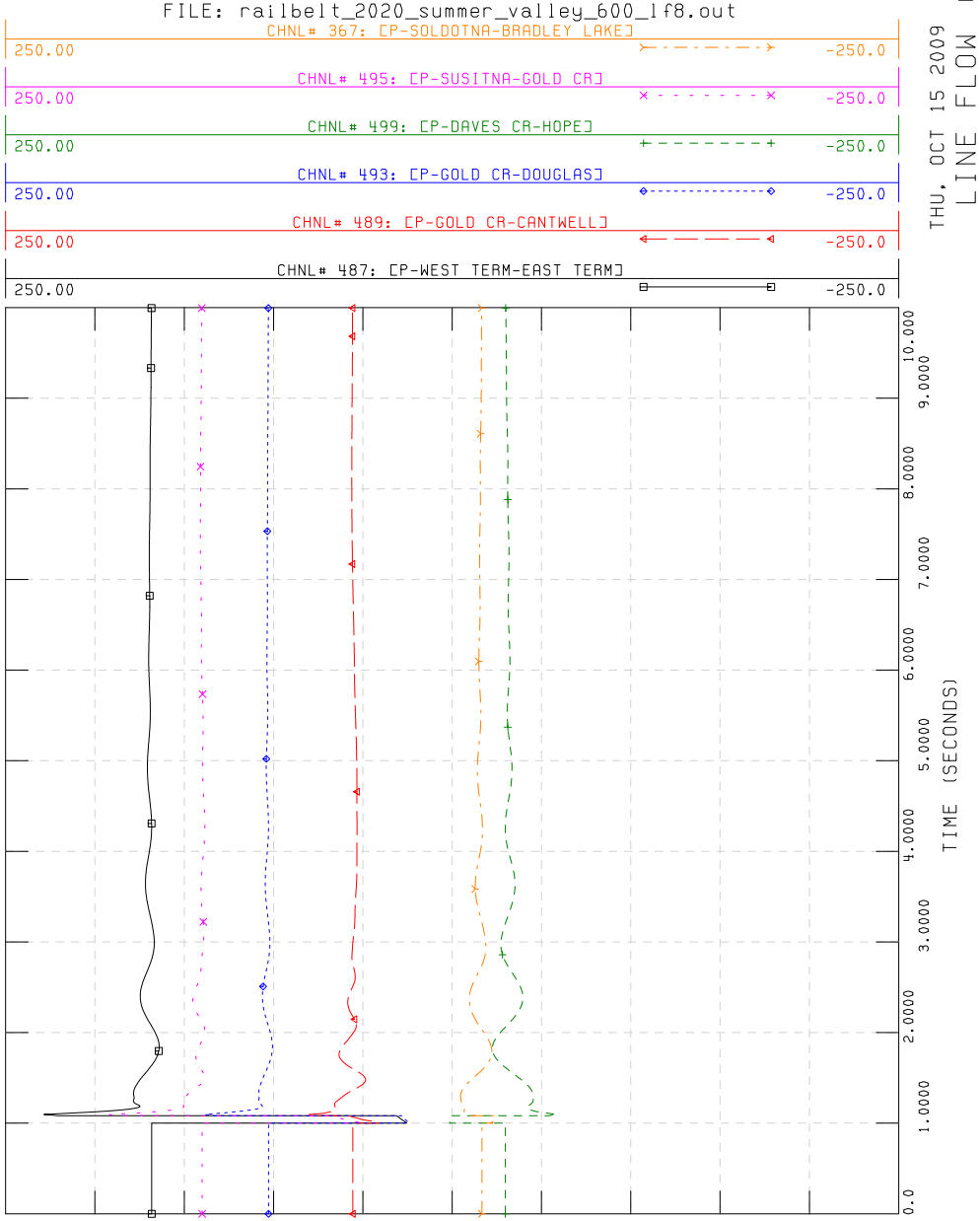

THU, OCT 15 2009 14:33
LINE FLOW (MW)

RAILBELT SUMMER VALLEY 2020

FAULT ON PT MACKENZIE TO INTERNATIONAL 138 KV LINE AT 1 SEC.
NEAR THE PT MACKENZIE END. FAULT CLEARED AT 5 CYCLES.
FILE: railbelt_2020_summer_valley_600_lf8.out

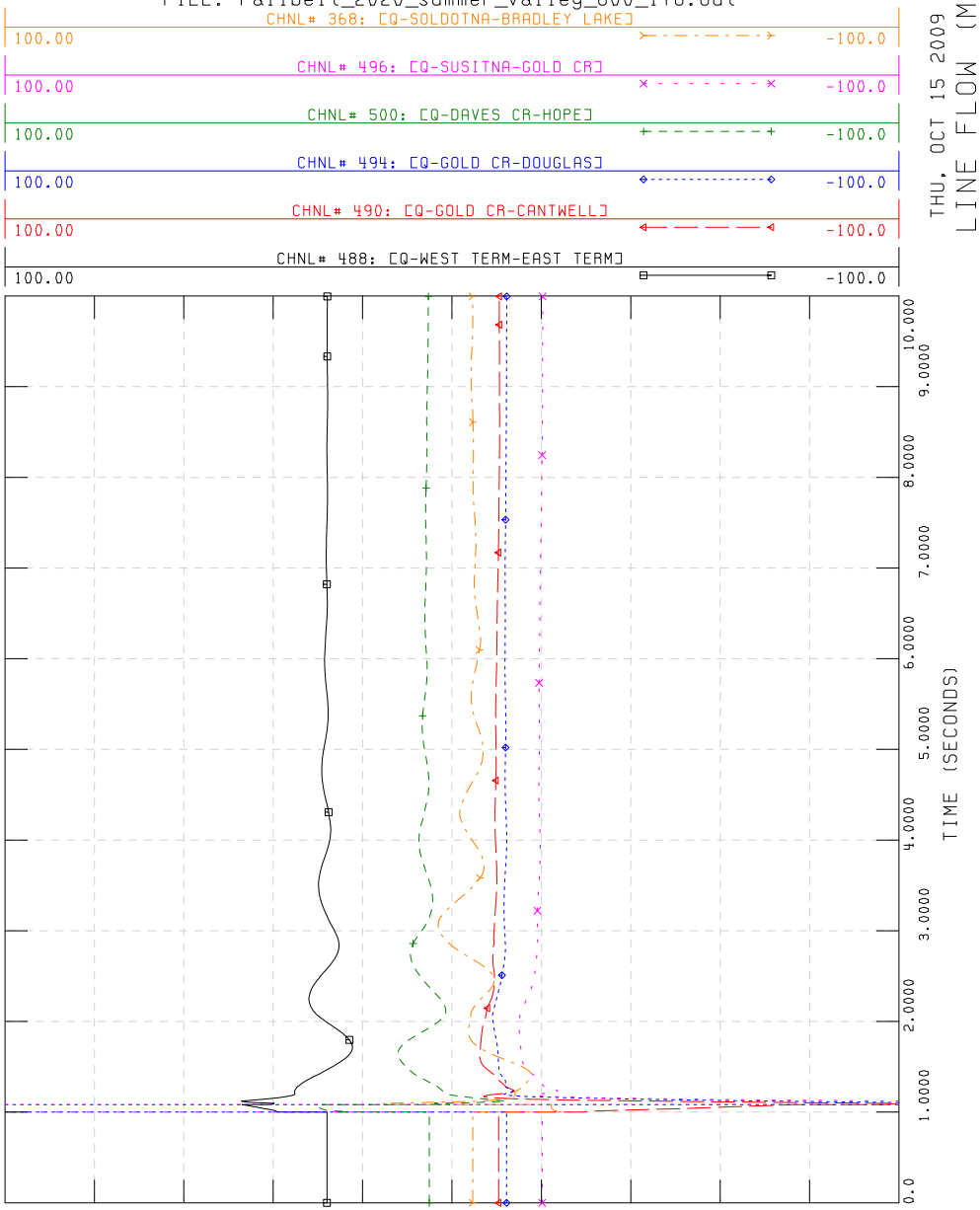

THU, OCT 15 2009 14:33
LINE FLOW (MVAR)

RAILBELT WINTER PEAK 2020

FAULT ON TEELAND TO COTTLE 115 KV LINE AT 1 SEC.
NEAR THE TEELAND END. FAULT CLEARED AT 6 CYCLES.
FILE: railbelt_2020_winter_peak_420_1f9.out

THU, OCT 15 2009 14:33

UNIT FREQ (HZ)

CHNL# 257: [SPD 1701 [TESOR01G24.940] [1]]×60+60
62.000 58.000

CHNL# 273: [SPD 33601 [NPCC1] [1]]×60+60
62.000 58.000

CHNL# 262: [SPD 2013 [PLNT1 3G13.800] [3]]×60+60
62.000 58.000

CHNL# 255: [SPD 1101 [BRADLY1G13.800] [1]]×60+60
62.000 58.000

CHNL# 248: [PMEC 5701 [COOP1&2G4.2000] [1]]×60+60
62.000 58.000

CHNL# 270: [SPD 30110 [HCCP #2G13.800] [2]]×60+60
62.000 58.000

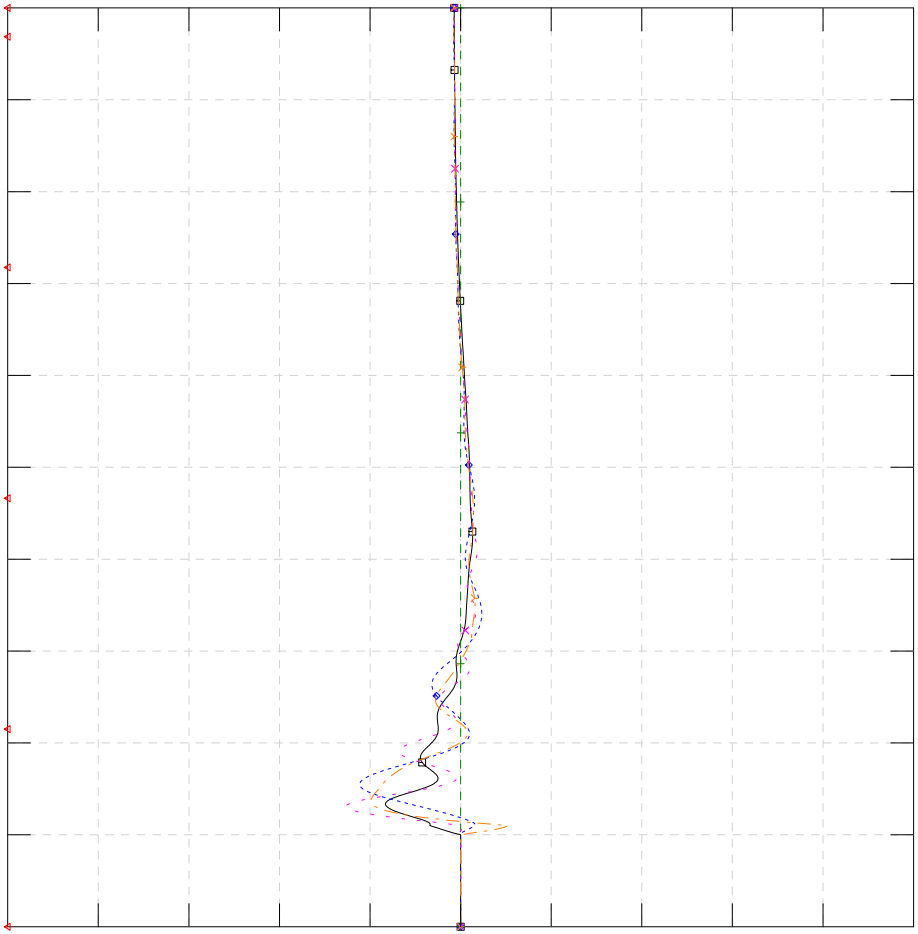

RAILBELT WINTER PEAK 2020

FAULT ON TEELAND TO COTTLE 115 KV LINE AT 1 SEC.
NEAR THE TEELAND END. FAULT CLEARED AT 6 CYCLES.
FILE: railbelt_2020_winter_peak_420_1f9.out

THU, OCT 15 2009 14:33

BUS VOLTAGE (PU)

CHNL# 52: [POWR 2027 [PLNT2 7G13.800] [7]]
1.2000 0.70000

CHNL# 304: [FREQ 335 [N. POLE 138.00]]
1.2000 0.70000

CHNL# 482: [DOUGLAS BUS VOLT]
1.2000 0.70000

CHNL# 481: [WILSON BUS VOLT]
1.2000 0.70000

CHNL# 480: [HEALY BUS VOLT]
1.2000 0.70000

CHNL# 479: [SUSITNA BUS VOLT]
1.2000 0.70000

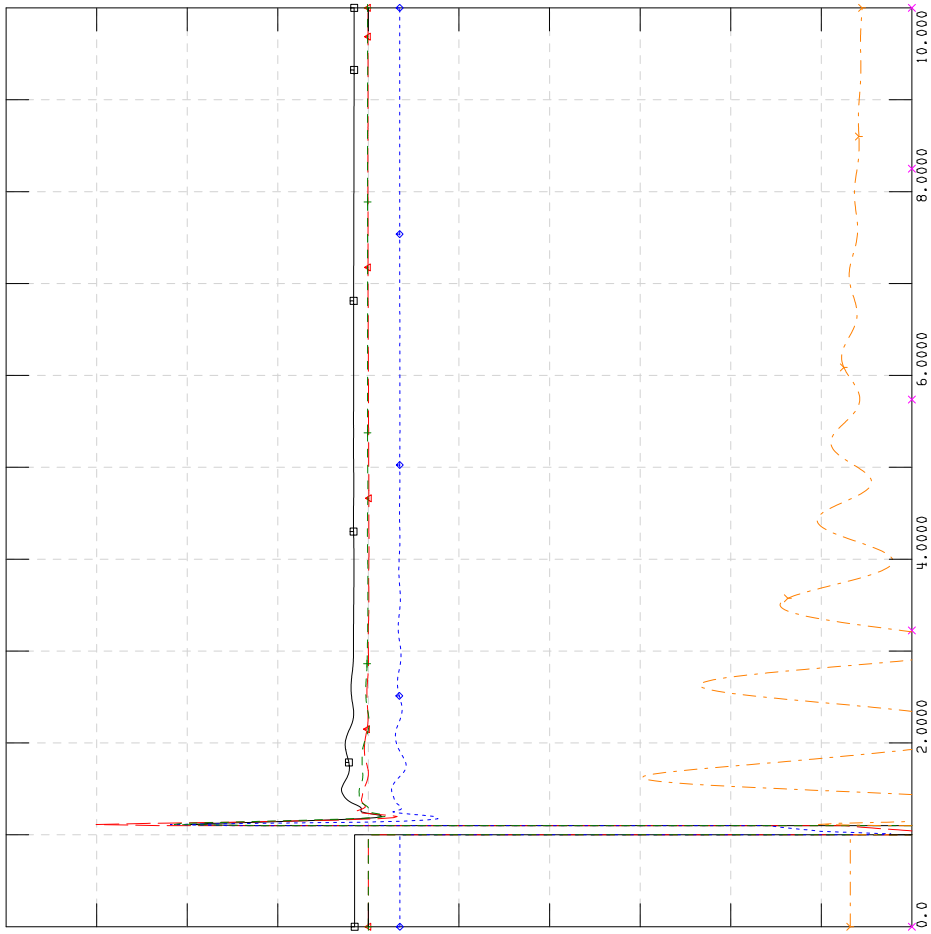

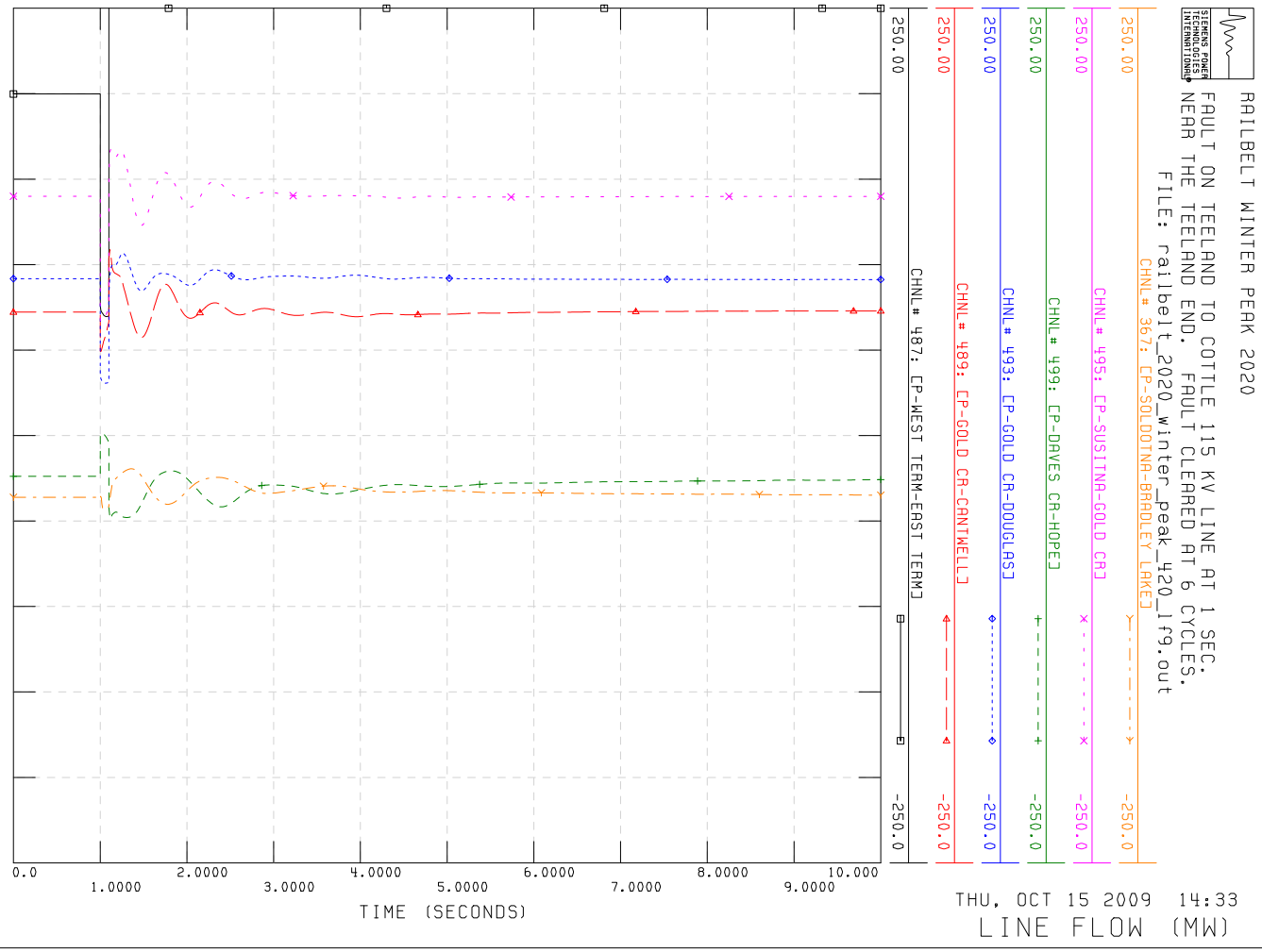
RAILBELT WINTER PEAK 2020
FAULT ON TEELAND TO COTTLE 115 KV LINE AT 1 SEC.
NEAR THE TEELAND END. FAULT CLEARED AT 6 CYCLES.
FILE: railbelt_2020_winter_peak_420_lf9.out
CHNL# 367: CP-SOLDOTNA-BRADLEY LAKE]
CHNL# 495: CP-SUSITNA-GOLD CR]
CHNL# 499: CP-DAVES CR-HOPE]
CHNL# 493: CP-GOLD CR-DOUGLAS]
CHNL# 489: CP-GOLD CR-CANTWELL]
CHNL# 487: CP-WEST TERM-EAST TERM]
250.00
-250.0
TIME (SECONDS)
0.0
1.0000
2.0000
3.0000
4.0000
5.0000
6.0000
7.0000
8.0000
9.0000
10.000
THU, OCT 15 2009 14:33
LINE FLOW (MW)

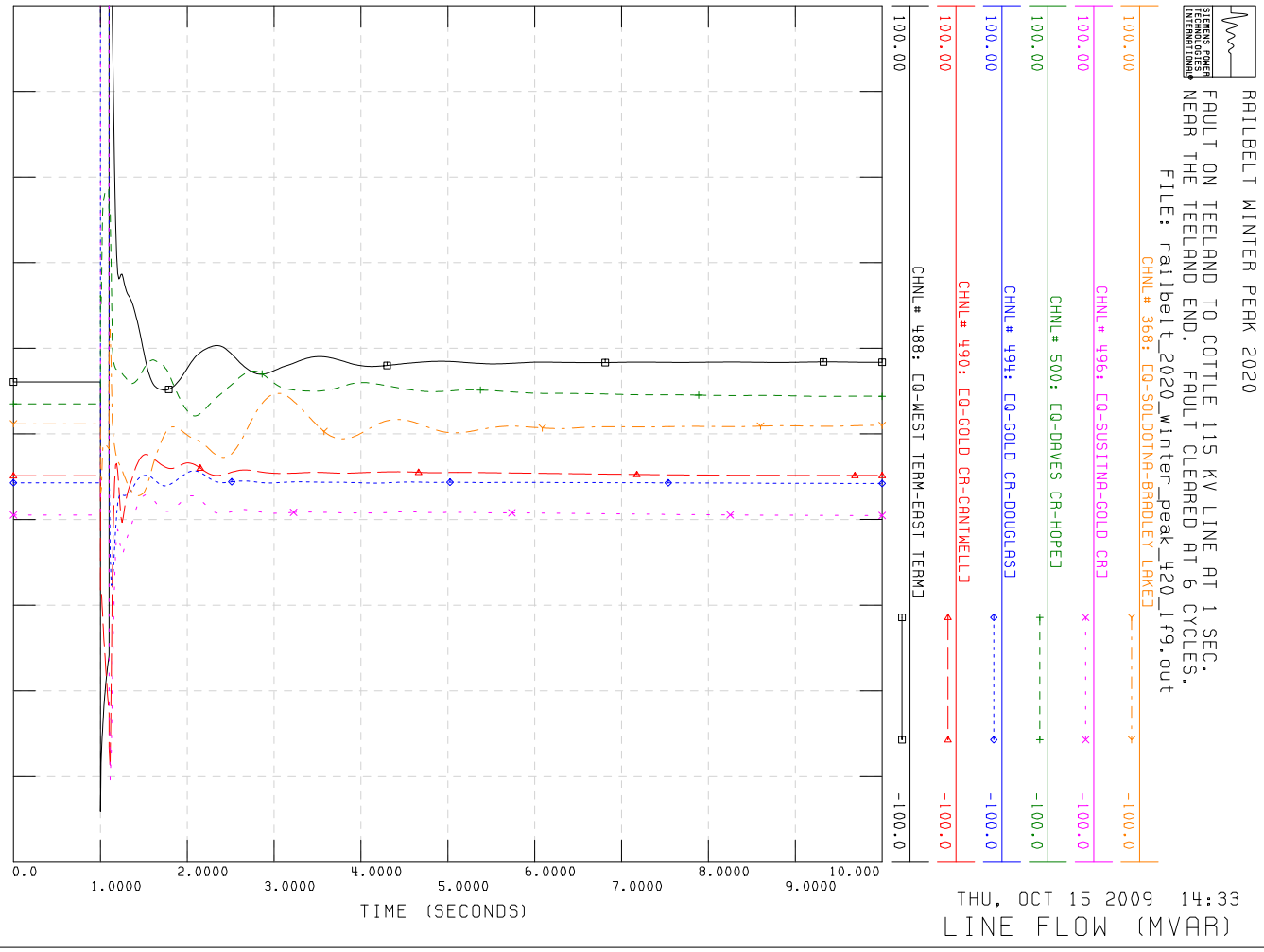
RAILBELT WINTER PEAK 2020
FAULT ON TEELAND TO COTTLE 115 KV LINE AT 1 SEC.
NEAR THE TEELAND END. FAULT CLEARED AT 6 CYCLES.
FILE: railbelt_2020_winter_peak_420_lf9.out
CHNL# 368: CQ-SOLDOTNA-BRADLEY LAKE]
CHNL# 496: CQ-SUSITNA-GOLD CR]
CHNL# 500: CQ-DAVES CR-HOPE]
CHNL# 494: CQ-GOLD CR-DOUGLAS]
CHNL# 490: CQ-GOLD CR-CANTWELL]
CHNL# 488: CQ-WEST TERM-EAST TERM]
100.00
-100.0
TIME (SECONDS)
0.0
1.0000
2.0000
3.0000
4.0000
5.0000
6.0000
7.0000
8.0000
9.0000
10.000
THU, OCT 15 2009 14:33
LINE FLOW (MVAR)

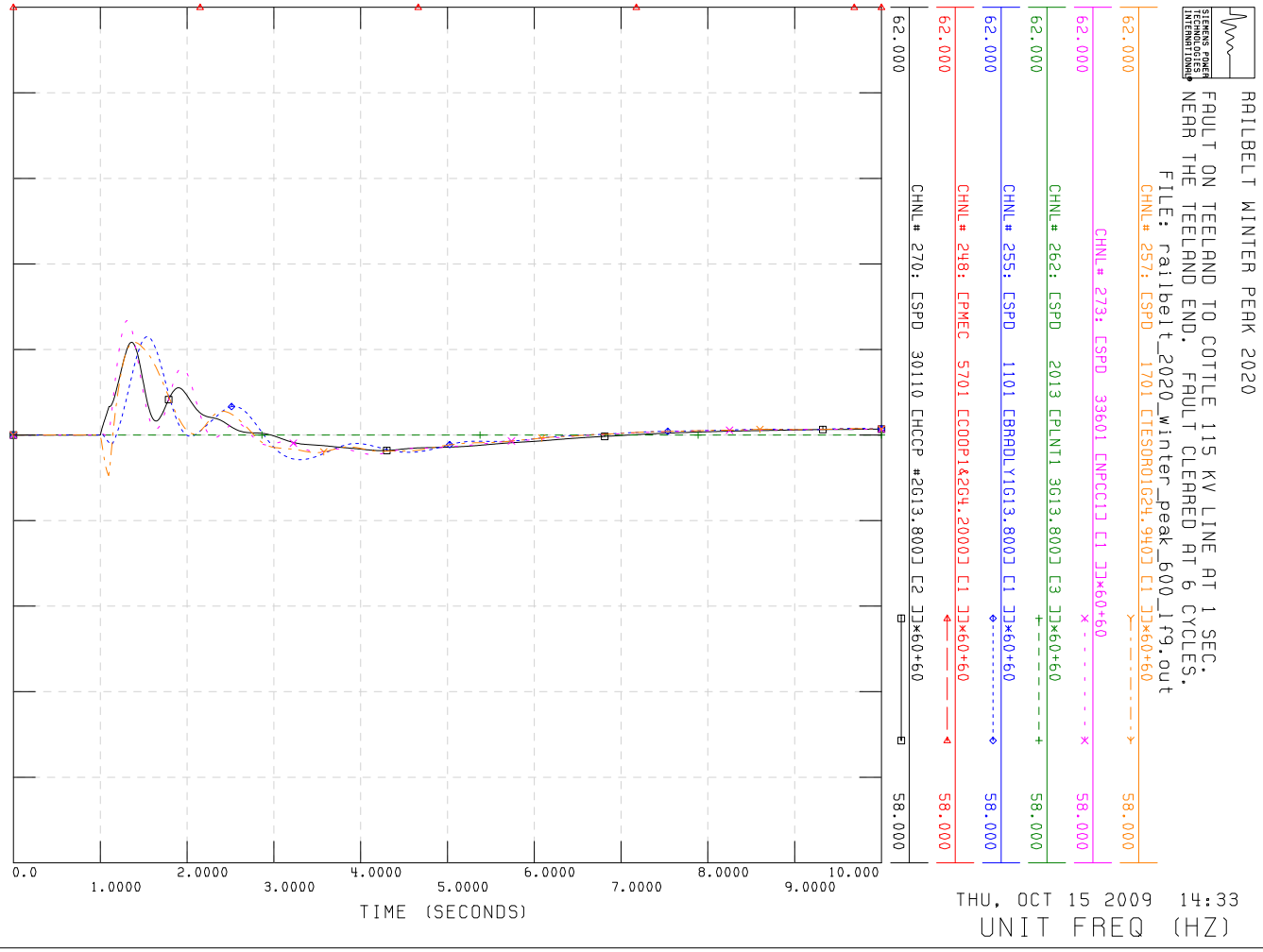
RAILBELT WINTER PEAK 2020
FAULT ON TEELAND TO COTTLE 115 KV LINE AT 1 SEC.
NEAR THE TEELAND END. FAULT CLEARED AT 6 CYCLES.
FILE: railbelt_2020_winter_peak_600_lf9.out
CHNL# 257: CSPD 1701 CTESORO1G24.9400 C1 JJ×60+60
CHNL# 273: CSPD 33601 CNPCC1J C1 JJ×60+60
CHNL# 262: CSPD 2013 CPLNT1 3G13.8000 C3 JJ×60+60
CHNL# 255: CSPD 1101 CBRADLY1G13.8000 C1 JJ×60+60
CHNL# 248: CPMEC 5701 CCOOP1&2G4.2000J C1 JJ×60+60
CHNL# 270: CSPD 30110 CHCCP #2G13.8000 C2 JJ×60+60
62.000
58.000
0.0
1.0000
2.0000
3.0000
4.0000
5.0000
6.0000
7.0000
8.0000
9.0000
10.000
TIME (SECONDS)
THU, OCT 15 2009 14:33
UNIT FREQ (HZ)

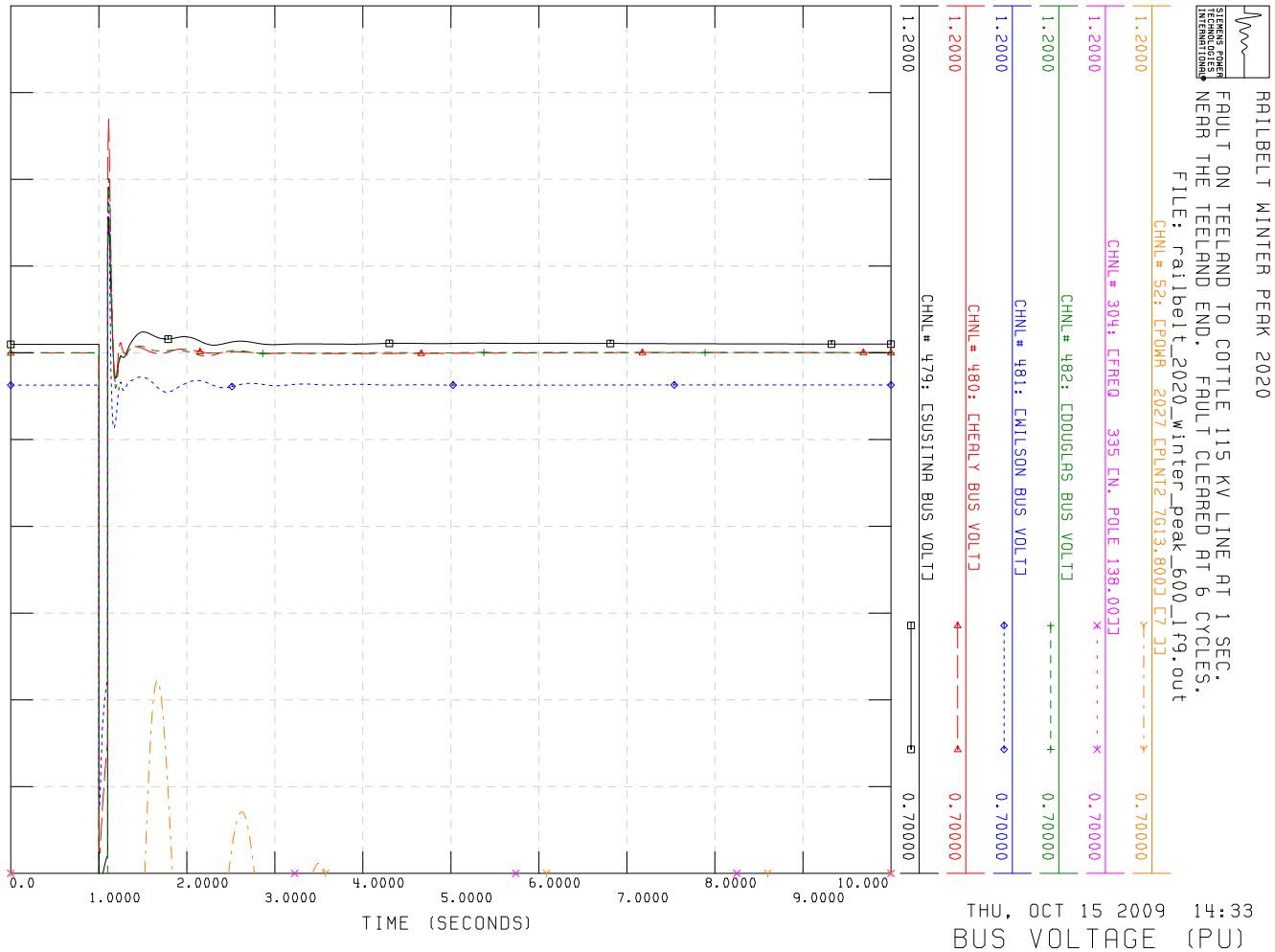
RAILBELT WINTER PEAK 2020
FAULT ON TEELAND TO COTTLE 115 KV LINE AT 1 SEC.
NEAR THE TEELAND END. FAULT CLEARED AT 6 CYCLES.
FILE: railbelt_2020_winter_peak_600_lf9.out
CHNL# 52: CPOWR 2027 CPLNT2 7613.8003 C7 JJ
CHNL# 304: CFREQ 335 CN. POLE 138.003J
CHNL# 482: CDOUGLAS BUS VOLTJ
CHNL# 481: CWILSON BUS VOLTJ
CHNL# 480: CHEALY BUS VOLTJ
CHNL# 479: CSUSITNA BUS VOLTJ
1.2000
0.70000
0.0
1.0000
2.0000
3.0000
4.0000
5.0000
6.0000
7.0000
8.0000
9.0000
10.000
TIME (SECONDS)
THU, OCT 15 2009 14:33
BUS VOLTAGE (PU)

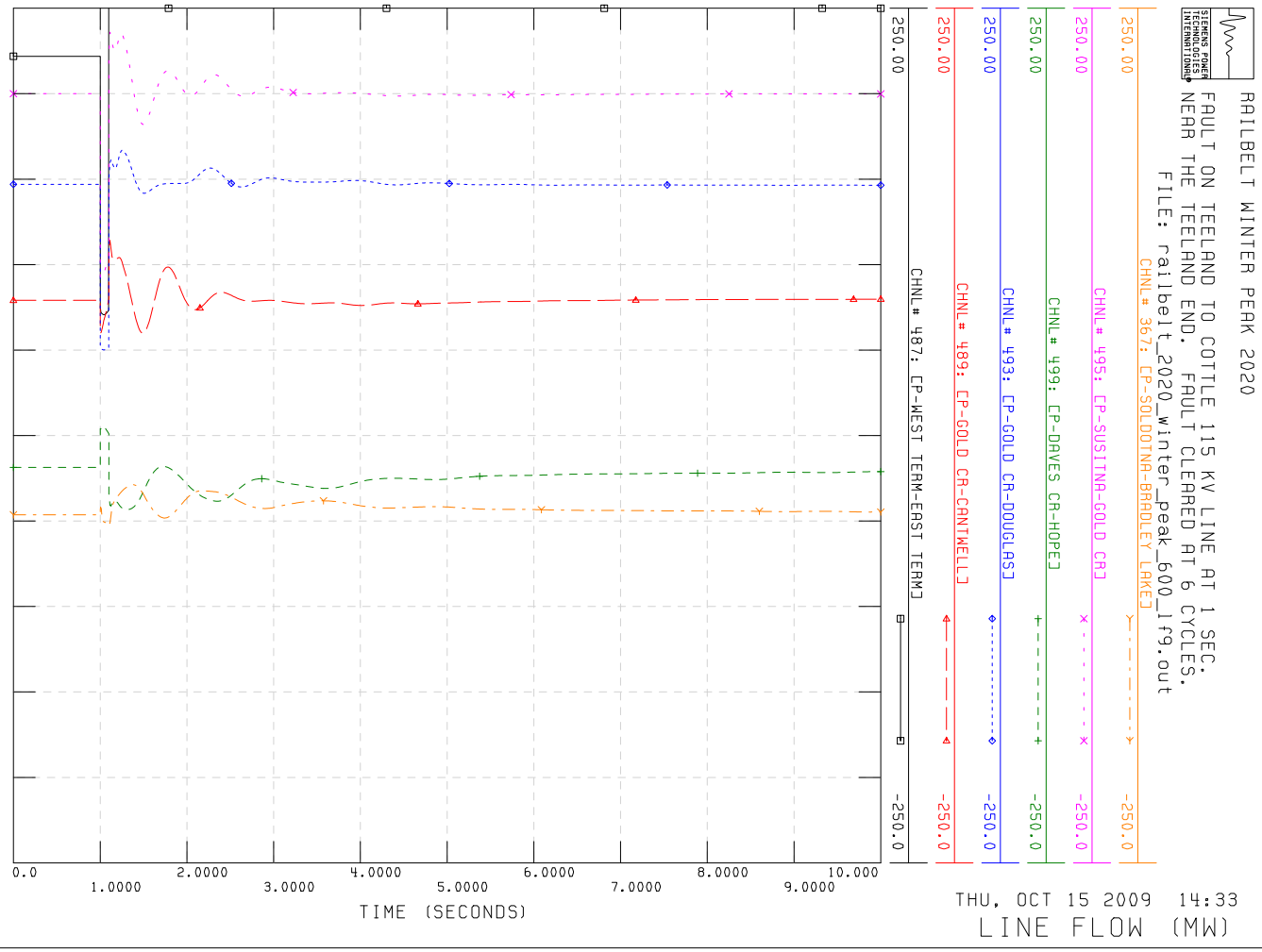
RAILBELT WINTER PEAK 2020
FAULT ON TEELAND TO COTTLE 115 KV LINE AT 1 SEC.
NEAR THE TEELAND END. FAULT CLEARED AT 6 CYCLES.
FILE: railbelt_2020_winter_peak_600_lf9.out
CHNL# 367: CP-SOLDOTNA-BRADLEY LAKE
CHNL# 495: CP-SUSITNA-GOLD CRK
CHNL# 499: CP-DAVES CR-HOPE
CHNL# 493: CP-GOLD CR-DOUGLAS
CHNL# 489: CP-GOLD CR-CANTWELL
CHNL# 487: CP-WEST TERM-EAST TERM
250.00
-250.0
TIME (SECONDS)
0.0
1.0000
2.0000
3.0000
4.0000
5.0000
6.0000
7.0000
8.0000
9.0000
10.000
THU, OCT 15 2009 14:33
LINE FLOW (MW)

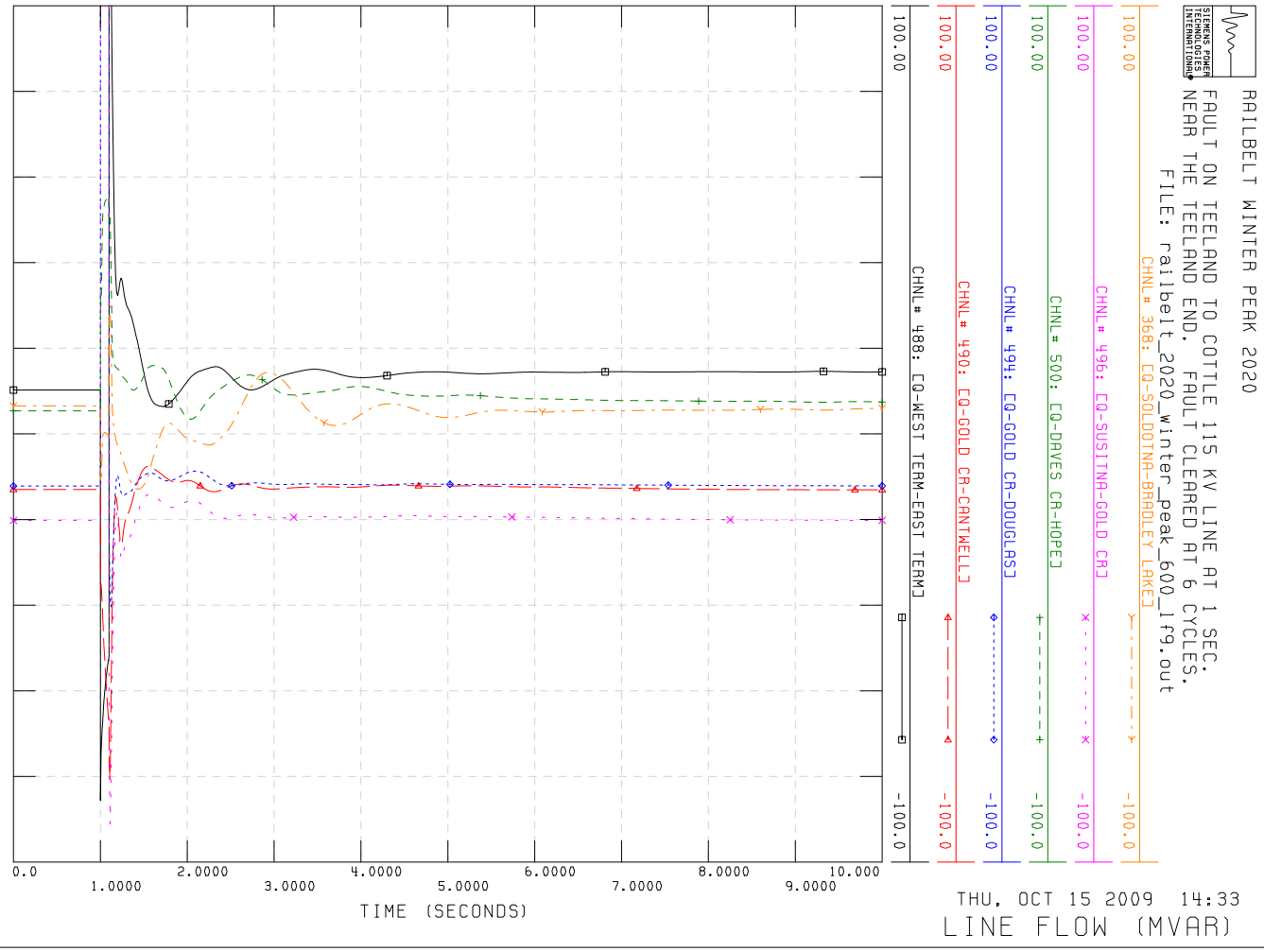
RAILBELT WINTER PEAK 2020
FAULT ON TEELAND TO COTTLE 115 KV LINE AT 1 SEC.
NEAR THE TEELAND END. FAULT CLEARED AT 6 CYCLES.
FILE: railbelt_2020_winter_peak_600_lf9.out
CHNL# 368: CQ-SOLDOTNA-BRADLEY LAKE
CHNL# 496: CQ-SUSITNA-GOLD CRK
CHNL# 500: CQ-DAVES CR-HOPE
CHNL# 494: CQ-GOLD CR-DOUGLAS
CHNL# 490: CQ-GOLD CR-CANTWELL
CHNL# 488: CQ-WEST TERM-EAST TERM
100.00
-100.0
TIME (SECONDS)
0.0
1.0000
2.0000
3.0000
4.0000
5.0000
6.0000
7.0000
8.0000
9.0000
10.000
THU, OCT 15 2009 14:33
LINE FLOW (MVAR)

RAILBELT SUMMER PEAK 2020

FAULT ON TEELAND TO COTTLE 115 KV LINE AT 1 SEC.
NEAR THE TEELAND END. FAULT CLEARED AT 6 CYCLES.
FILE: railbelt_2020_summer_peak_420_1f9.out

THU, OCT 15 2009 14:33

UNIT FREQ (HZ)

CHNL# 257: [SPD 1701 [TESOR01G24.940] [1]]×60+60
62.000 58.000

CHNL# 273: [SPD 33601 [NPCC1] [1]]×60+60
62.000 58.000

CHNL# 262: [SPD 2013 [PLNT1 3G13.800] [3]]×60+60
62.000 58.000

CHNL# 255: [SPD 1101 [BRADLY1G13.800] [1]]×60+60
62.000 58.000

CHNL# 248: [PMEC 5701 [COOP1&2G4.2000] [1]]×60+60
62.000 58.000

CHNL# 270: [SPD 30110 [HCCP #2G13.800] [2]]×60+60
62.000 58.000

0.0 1.0000 2.0000 3.0000 4.0000 5.0000 6.0000 7.0000 8.0000 9.0000 10.000

TIME (SECONDS)

RAILBELT SUMMER PEAK 2020

FAULT ON TEELAND TO COTTLE 115 KV LINE AT 1 SEC.
NEAR THE TEELAND END. FAULT CLEARED AT 6 CYCLES.
FILE: railbelt_2020_summer_peak_420_1f9.out

THU, OCT 15 2009 14:33

BUS VOLTAGE (PU)

CHNL# 52: [POWR 2027 [PLNT2 7G13.800] [7]]
1.2000 0.70000

CHNL# 304: [FREQ 335 [N. POLE 138.00]]
1.2000 0.70000

CHNL# 482: [DOUGLAS BUS VOLT]
1.2000 0.70000

CHNL# 481: [WILSON BUS VOLT]
1.2000 0.70000

CHNL# 480: [HEALY BUS VOLT]
1.2000 0.70000

CHNL# 479: [SUSITNA BUS VOLT]
1.2000 0.70000

0.0 1.0000 2.0000 3.0000 4.0000 5.0000 6.0000 7.0000 8.0000 9.0000 10.000

TIME (SECONDS)

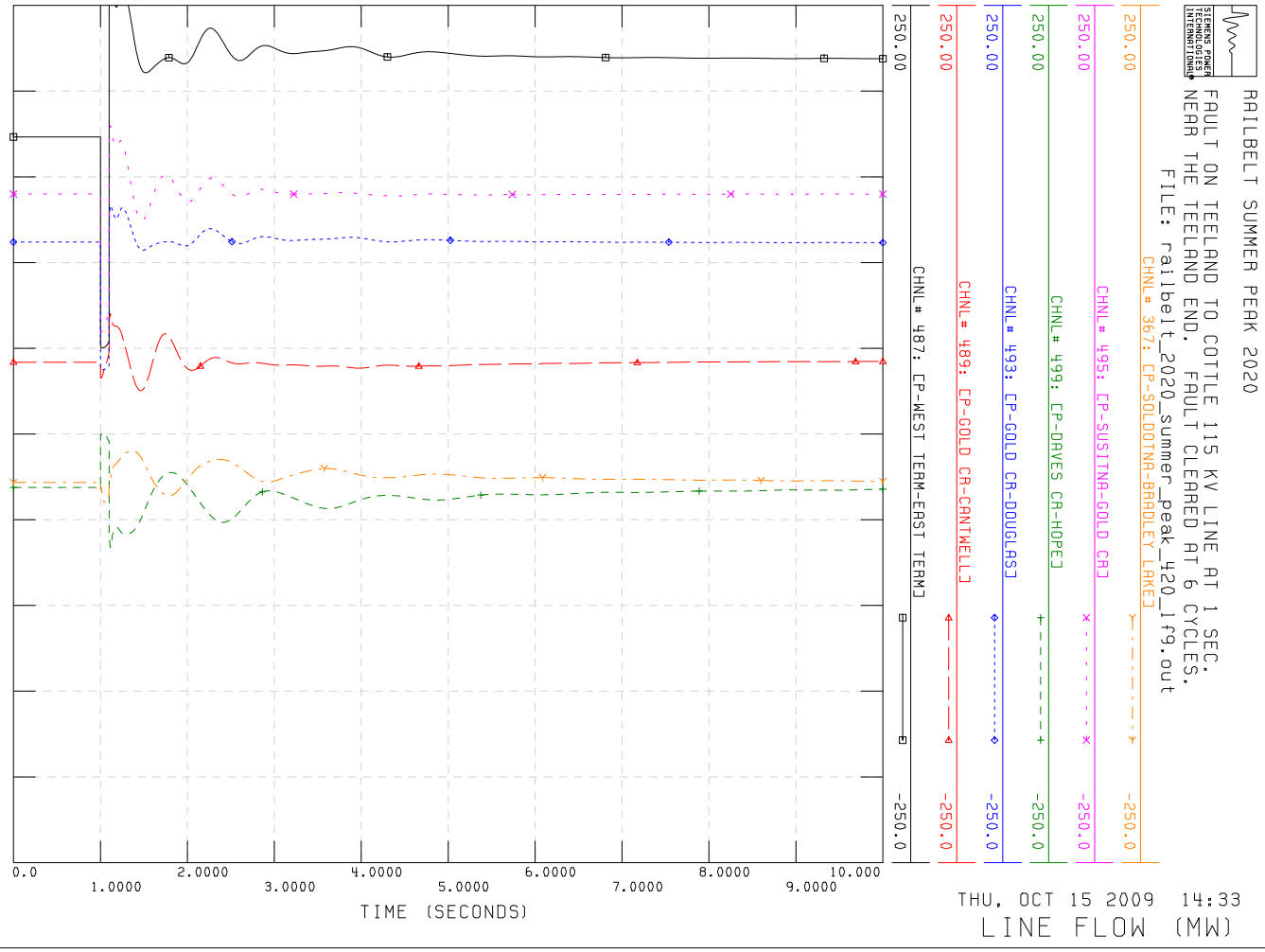
RAILBELT SUMMER PEAK 2020
FAULT ON TEELAND TO COTTLE 115 KV LINE AT 1 SEC.
NEAR THE TEELAND END. FAULT CLEARED AT 6 CYCLES.
FILE: railbelt_2020_summer_peak_420_lf9.out
CHNL# 367: CP-SOLDOTNA-BRADLEY LAKE
CHNL# 495: CP-SUSITNA-GOLD CRK
CHNL# 499: CP-DAVES CR-HOPE
CHNL# 493: CP-GOLD CR-DOUGLAS
CHNL# 489: CP-GOLD CR-CANTWELL
CHNL# 487: CP-WEST TERM-EAST TERM
250.00
-250.0
TIME (SECONDS)
0.0
1.0000
2.0000
3.0000
4.0000
5.0000
6.0000
7.0000
8.0000
9.0000
10.000
THU, OCT 15 2009 14:33
LINE FLOW (MW)

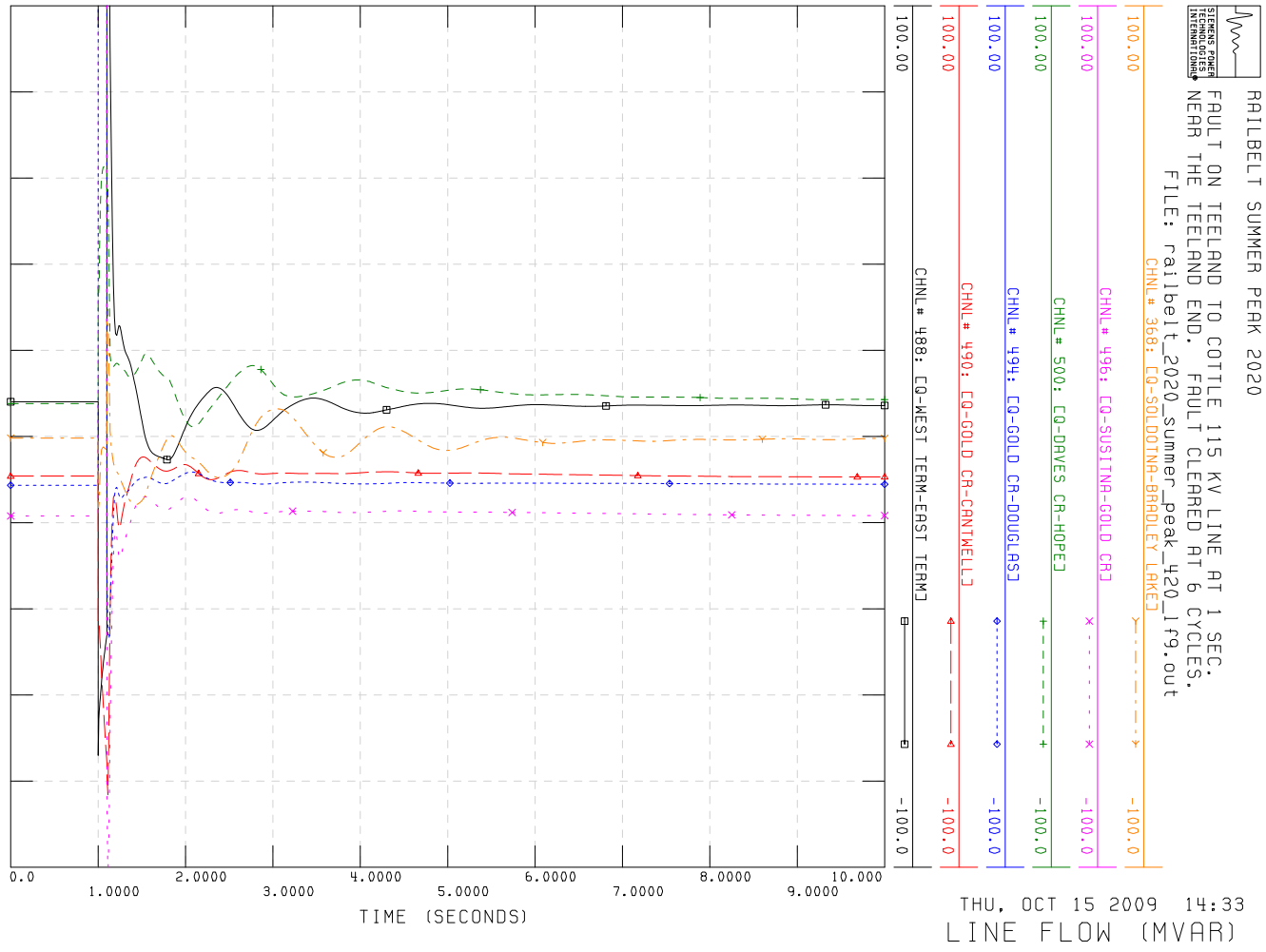
RAILBELT SUMMER PEAK 2020
FAULT ON TEELAND TO COTTLE 115 KV LINE AT 1 SEC.
NEAR THE TEELAND END. FAULT CLEARED AT 6 CYCLES.
FILE: railbelt_2020_summer_peak_420_lf9.out
CHNL# 368: CQ-SOLDOTNA-BRADLEY LAKE
CHNL# 496: CQ-SUSITNA-GOLD CRK
CHNL# 500: CQ-DAVES CR-HOPE
CHNL# 494: CQ-GOLD CR-DOUGLAS
CHNL# 490: CQ-GOLD CR-CANTWELL
CHNL# 488: CQ-WEST TERM-EAST TERM
100.00
-100.0
TIME (SECONDS)
0.0
1.0000
2.0000
3.0000
4.0000
5.0000
6.0000
7.0000
8.0000
9.0000
10.000
THU, OCT 15 2009 14:33
LINE FLOW (MVAR)

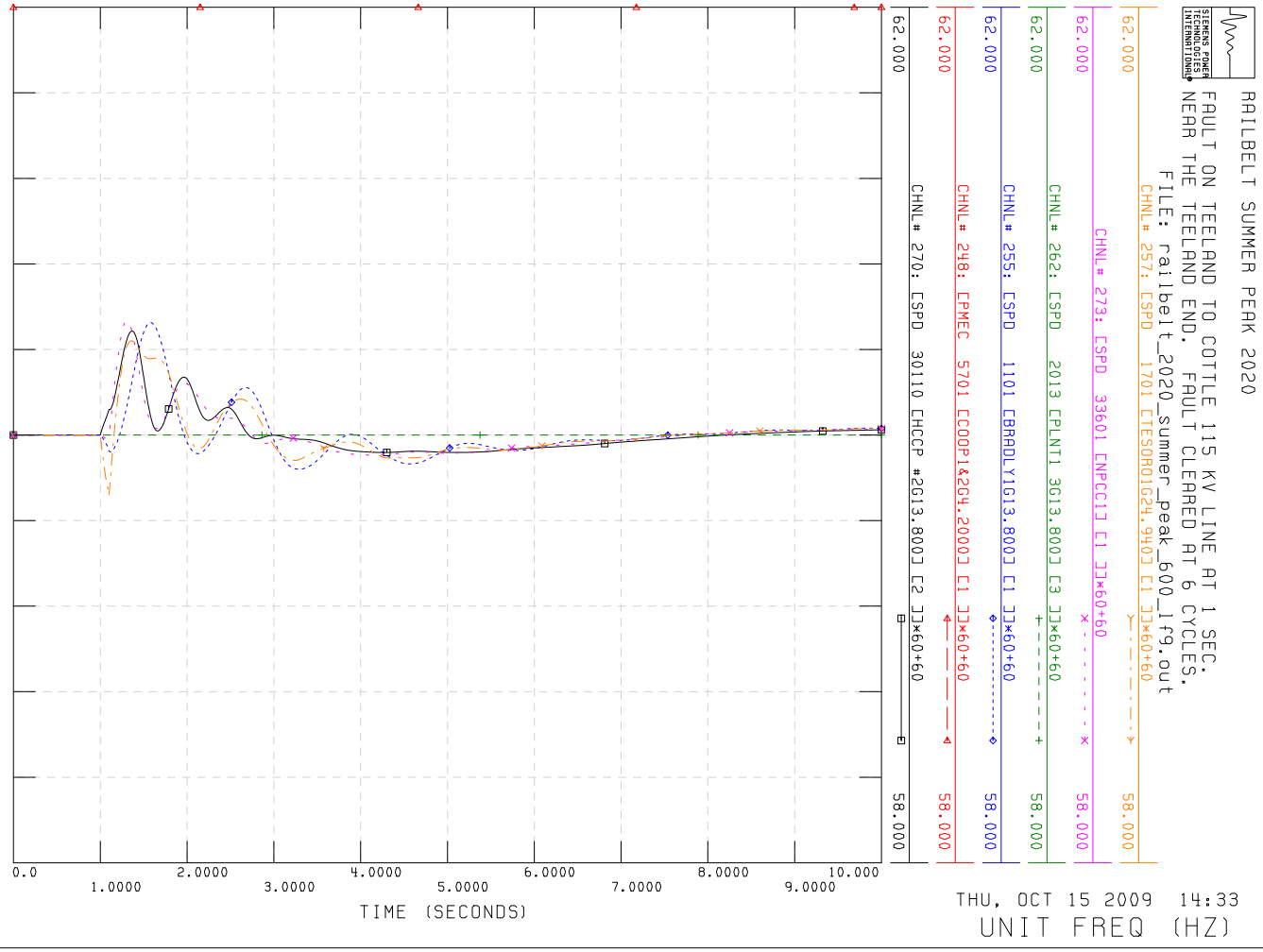
RAILBELT SUMMER PEAK 2020
FAULT ON TEELAND TO COTTLE 115 KV LINE AT 1 SEC.
NEAR THE TEELAND END. FAULT CLEARED AT 6 CYCLES.
FILE: railbelt_2020_summer_peak_600_lf9.out
CHNL# 257: CSPD 1701 CTESORO1G24.9400 C1 JJ×60+60
CHNL# 273: CSPD 33601 CNPCC1J C1 JJ×60+60
CHNL# 262: CSPD 2013 CPLNT1 3G13.8000 C3 JJ×60+60
CHNL# 255: CSPD 1101 CBRADLY1G13.8000 C1 JJ×60+60
CHNL# 248: CPMEC 5701 CCOOP1&2G4.2000 C1 JJ×60+60
CHNL# 270: CSPD 30110 CHCCP #2G13.8000 C2 JJ×60+60
62.000
58.000
0.0
1.0000
2.0000
3.0000
4.0000
5.0000
6.0000
7.0000
8.0000
9.0000
10.000
TIME (SECONDS)
THU, OCT 15 2009 14:33
UNIT FREQ (HZ)

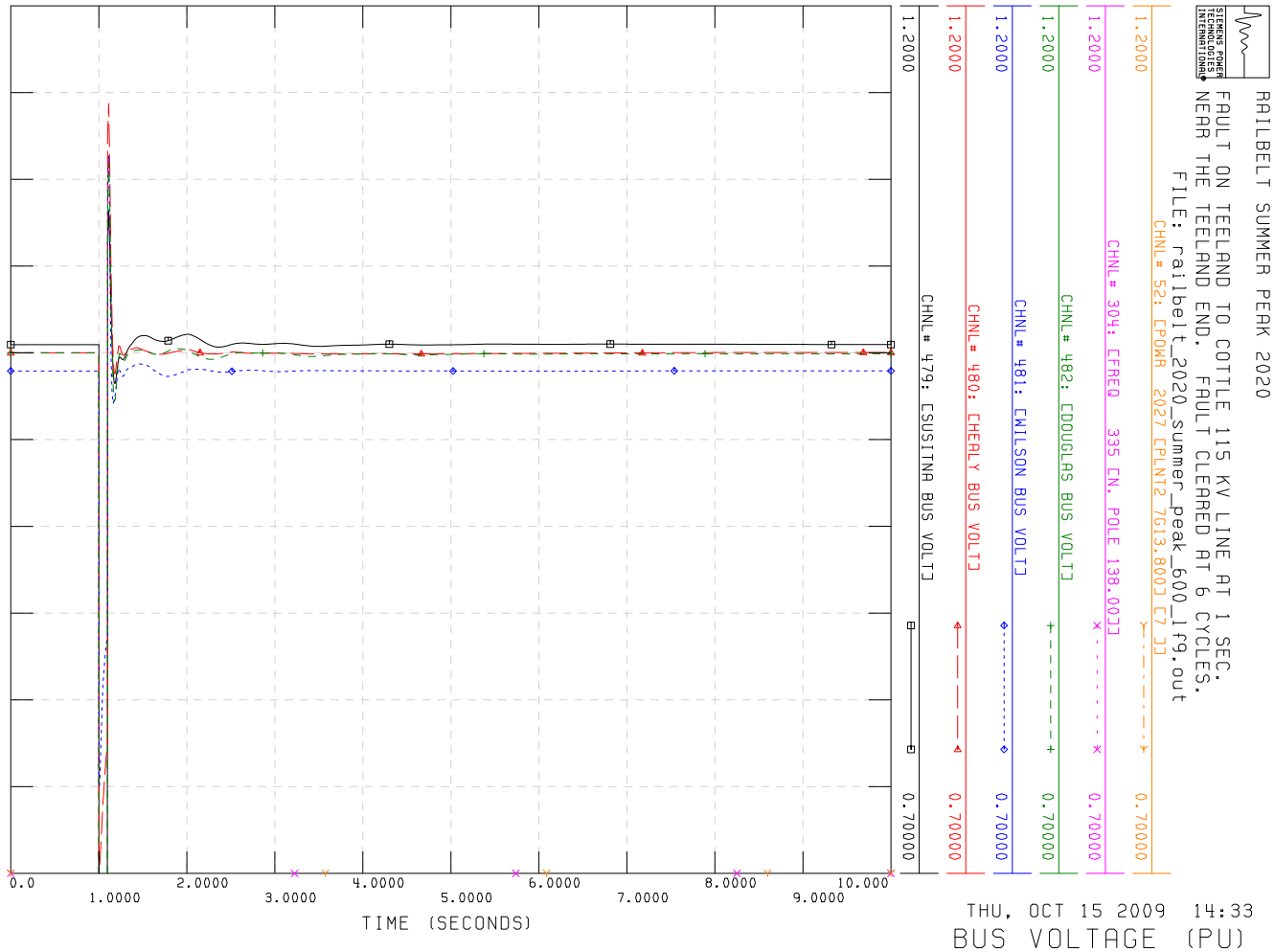
RAILBELT SUMMER PEAK 2020
FAULT ON TEELAND TO COTTLE 115 KV LINE AT 1 SEC.
NEAR THE TEELAND END. FAULT CLEARED AT 6 CYCLES.
FILE: railbelt_2020_summer_peak_600_lf9.out
CHNL# 52: CPOWR 2027 CPLNT2 7613.8000 C7 JJ
CHNL# 304: CFREQ 335 CN. POLE 138.000J
CHNL# 482: CDOUGLAS BUS VOLTJ
CHNL# 481: CWILSON BUS VOLTJ
CHNL# 480: CHEALY BUS VOLTJ
CHNL# 479: CSUSITNA BUS VOLTJ
1.2000
0.70000
0.0
1.0000
2.0000
3.0000
4.0000
5.0000
6.0000
7.0000
8.0000
9.0000
10.000
TIME (SECONDS)
THU, OCT 15 2009 14:33
BUS VOLTAGE (PU)

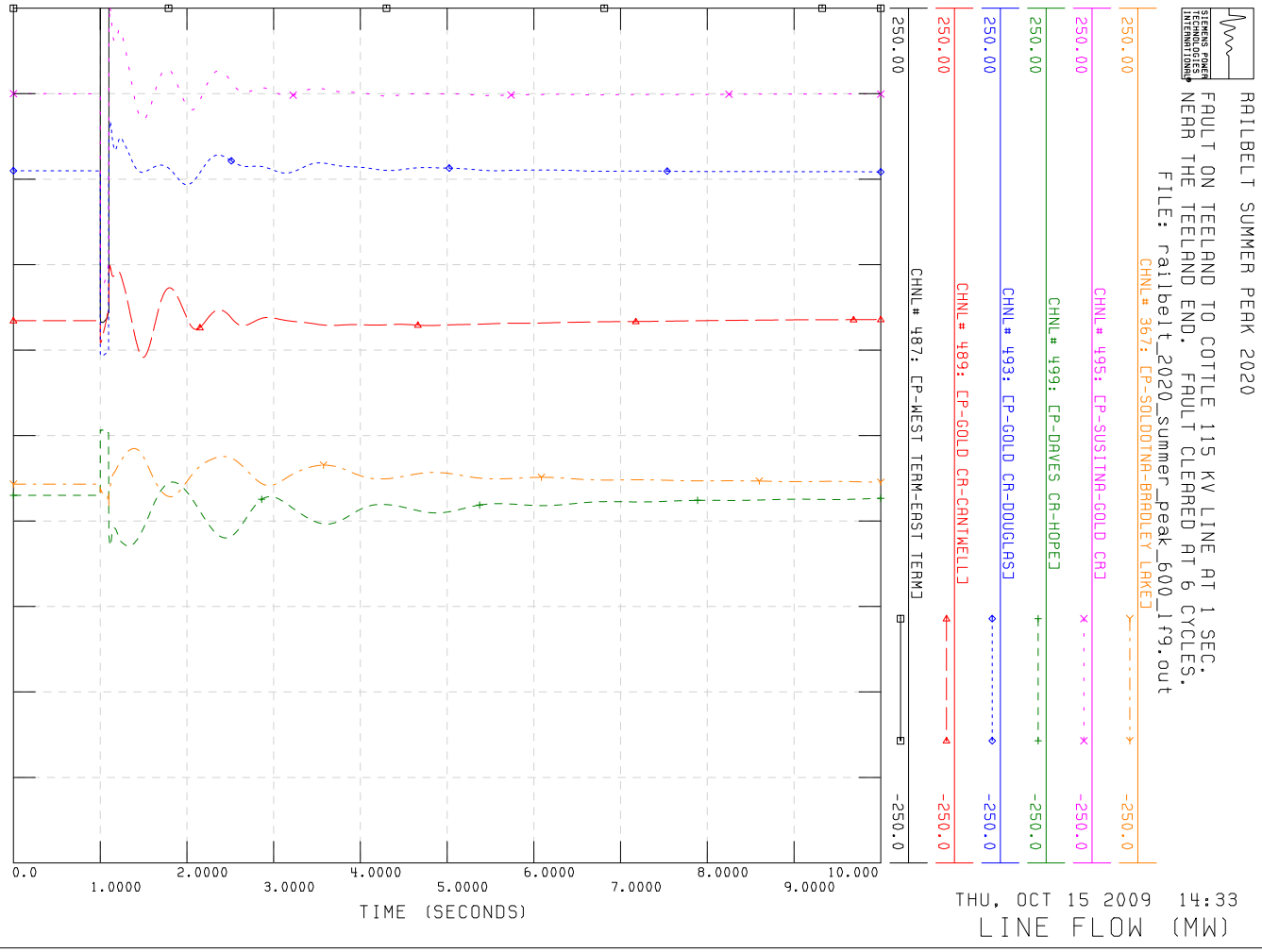
RAILBELT SUMMER PEAK 2020
FAULT ON TEELAND TO COTTLE 115 KV LINE AT 1 SEC.
NEAR THE TEELAND END. FAULT CLEARED AT 6 CYCLES.
FILE: railbelt_2020_summer_peak_600_lf9.out
CHNL# 367: [P-SOLDOTNA-BRADLEY LAKE]
CHNL# 495: [P-SUSITNA-GOLD CR]
CHNL# 499: [P-DAVES CR-HOPE]
CHNL# 493: [P-GOLD CR-DOUGLAS]
CHNL# 489: [P-GOLD CR-CANTWELL]
CHNL# 487: [P-WEST TERM-EAST TERM]
250.00
-250.0
0.0
1.0000
2.0000
3.0000
4.0000
5.0000
6.0000
7.0000
8.0000
9.0000
10.000
TIME (SECONDS)
THU, OCT 15 2009 14:33
LINE FLOW (MW)

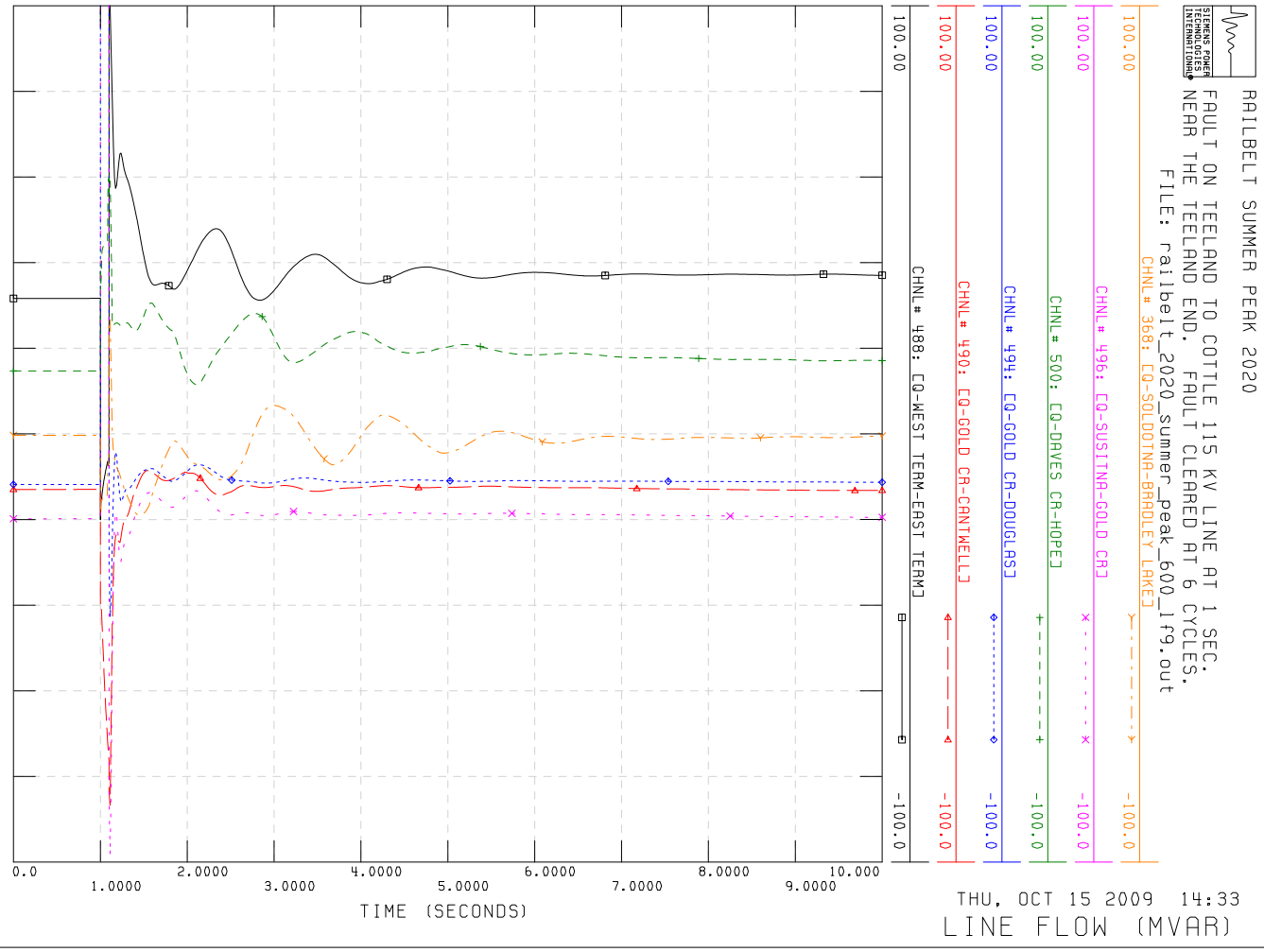
RAILBELT SUMMER PEAK 2020
FAULT ON TEELAND TO COTTLE 115 KV LINE AT 1 SEC.
NEAR THE TEELAND END. FAULT CLEARED AT 6 CYCLES.
FILE: railbelt_2020_summer_peak_600_lf9.out
CHNL# 368: [Q-SOLDOTNA-BRADLEY LAKE]
CHNL# 496: [Q-SUSITNA-GOLD CR]
CHNL# 500: [Q-DAVES CR-HOPE]
CHNL# 494: [Q-GOLD CR-DOUGLAS]
CHNL# 490: [Q-GOLD CR-CANTWELL]
CHNL# 488: [Q-WEST TERM-EAST TERM]
100.00
-100.0
0.0
1.0000
2.0000
3.0000
4.0000
5.0000
6.0000
7.0000
8.0000
9.0000
10.000
TIME (SECONDS)
THU, OCT 15 2009 14:33
LINE FLOW (MVAR)

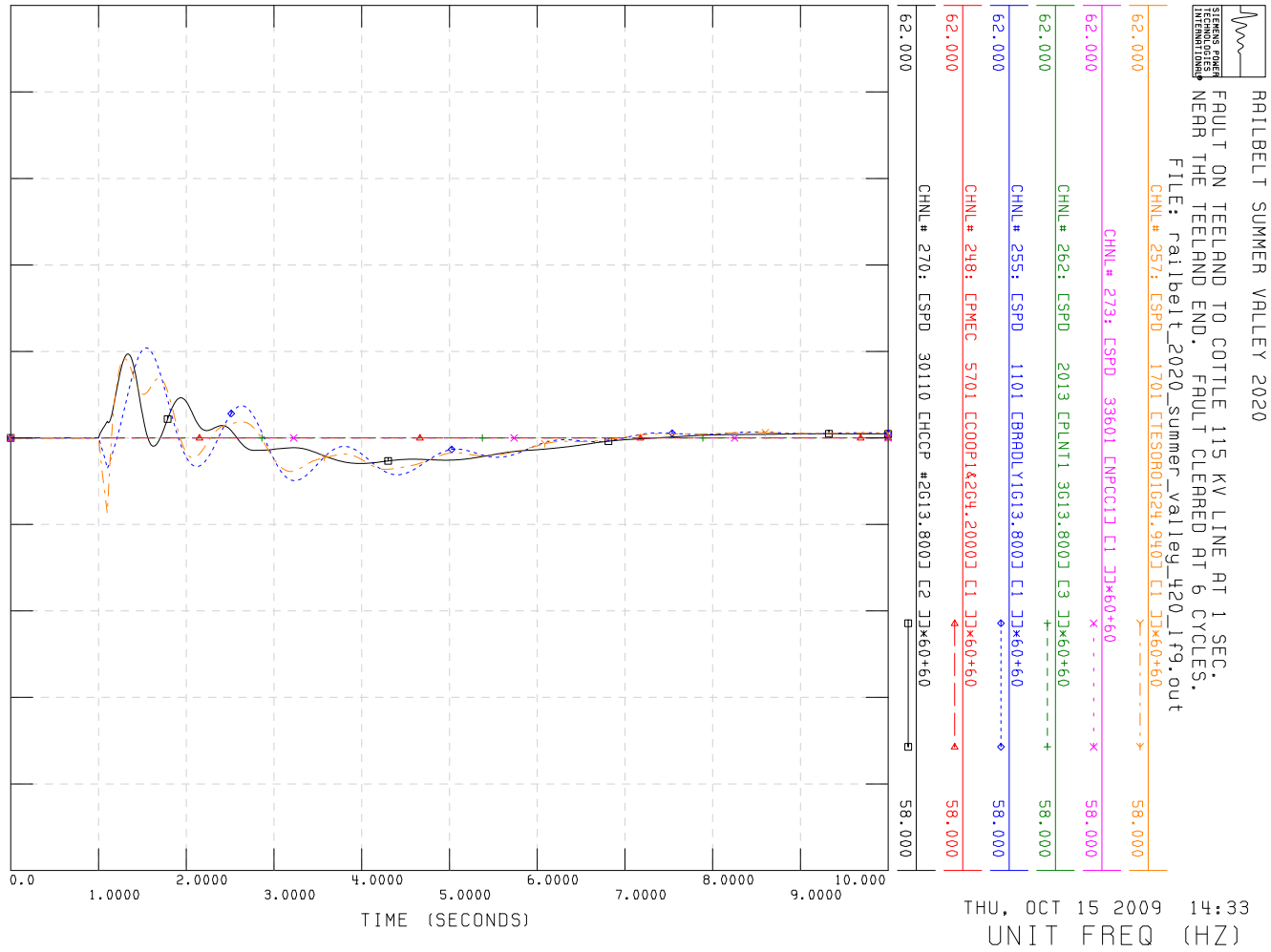
SIEMENS POWER TECHNOLOGIES INTERNATIONAL
RAILBELT SUMMER VALLEY 2020
FAULT ON TEELAND TO COTTLE 115 KV LINE AT 1 SEC.
NEAR THE TEELAND END. FAULT CLEARED AT 6 CYCLES.
FILE: railbelt_2020_summer_valley_420_lf9.out
CHNL# 257: CSPD 1701 CTESORO1G24.9400 C1 JJ×60+60
CHNL# 273: CSPD 33601 CNPCC1J C1 JJ×60+60
CHNL# 262: CSPD 2013 CPLNT1 3G13.800J C3 JJ×60+60
CHNL# 255: CSPD 1101 CBRADLY1G13.800J C1 JJ×60+60
CHNL# 248: CPMEC 5701 CCOOP1&2G4.2000J C1 JJ×60+60
CHNL# 270: CSPD 30110 CHCCP #2G13.800J C2 JJ×60+60
62.000
58.000
0.0
1.0000
2.0000
3.0000
4.0000
5.0000
6.0000
7.0000
8.0000
9.0000
10.000
TIME (SECONDS)
THU, OCT 15 2009 14:33
UNIT FREQ (HZ)

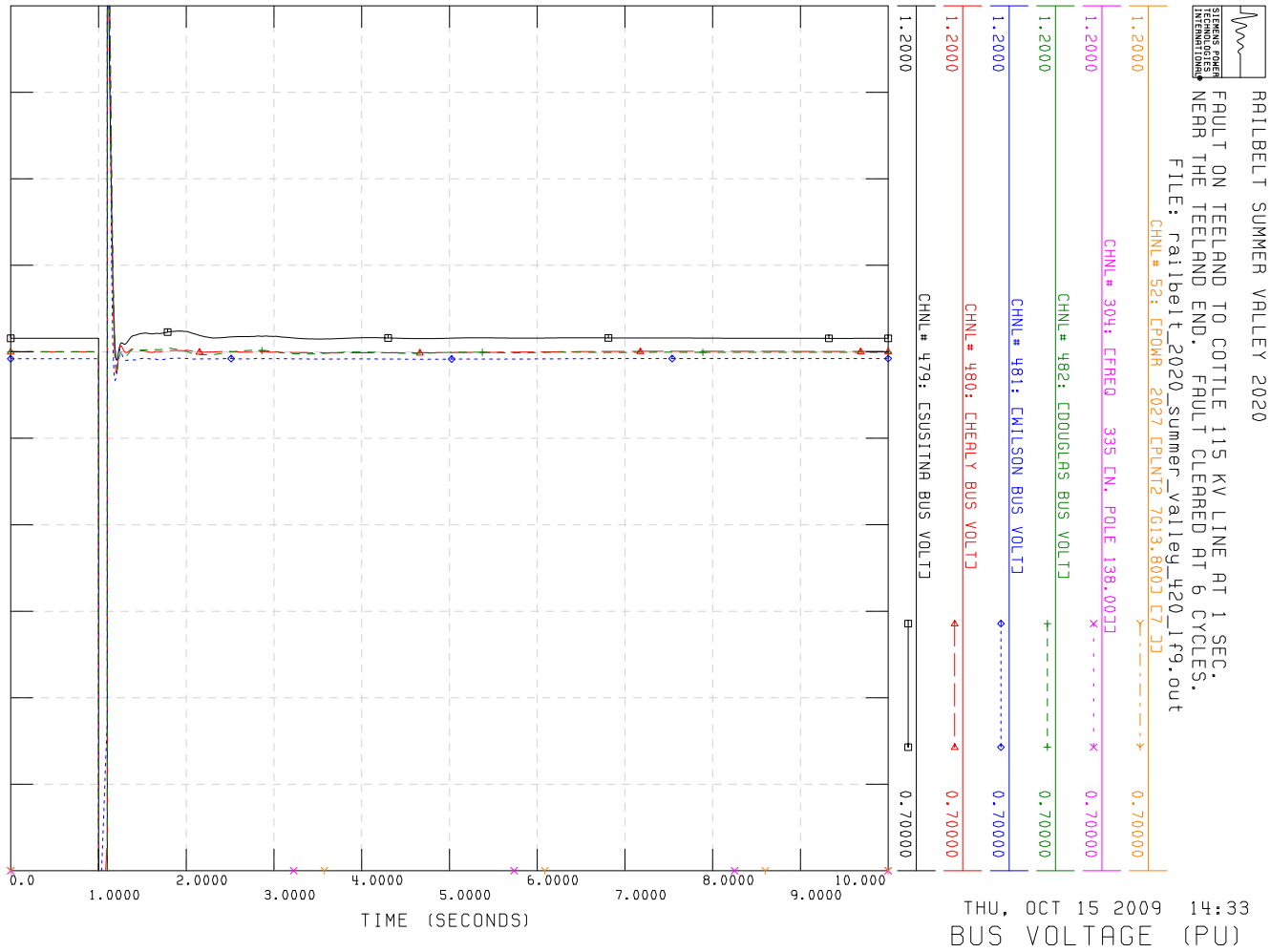
SIEMENS POWER TECHNOLOGIES INTERNATIONAL
RAILBELT SUMMER VALLEY 2020
FAULT ON TEELAND TO COTTLE 115 KV LINE AT 1 SEC.
NEAR THE TEELAND END. FAULT CLEARED AT 6 CYCLES.
FILE: railbelt_2020_summer_valley_420_lf9.out
CHNL# 52: CPOWR 2027 CPLNT2 7613.800J C7 JJ
CHNL# 304: CFREQ 335 CN. POLE 138.00JJ
CHNL# 482: CDOUGLAS BUS VOLTJ
CHNL# 481: CWILSON BUS VOLTJ
CHNL# 480: CHEALY BUS VOLTJ
CHNL# 479: CSUSITNA BUS VOLTJ
1.2000
0.70000
0.0
1.0000
2.0000
3.0000
4.0000
5.0000
6.0000
7.0000
8.0000
9.0000
10.000
TIME (SECONDS)
THU, OCT 15 2009 14:33
BUS VOLTAGE (PU)

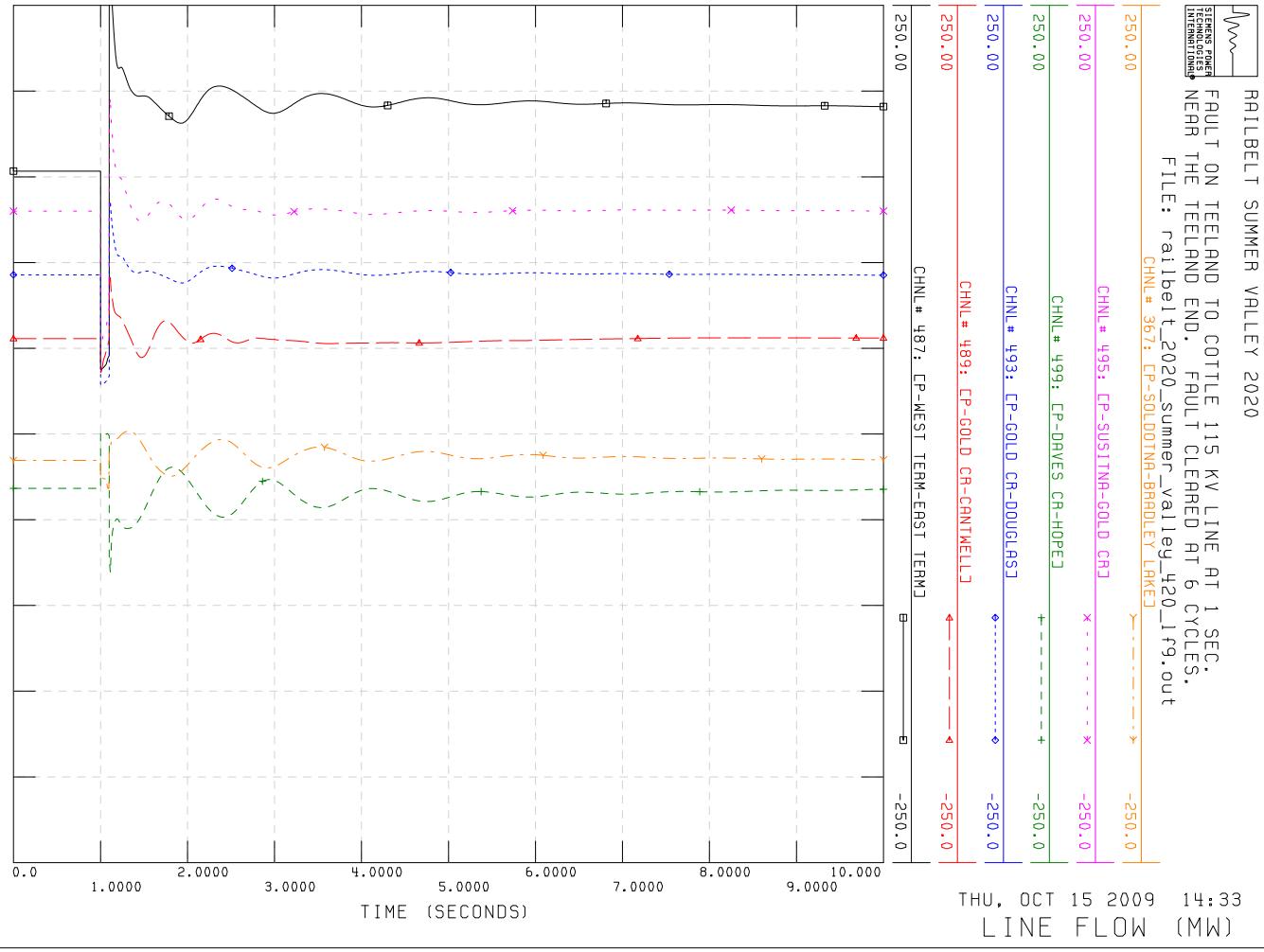
RAILBELT SUMMER VALLEY 2020
FAULT ON TEELAND TO COTTLE 115 KV LINE AT 1 SEC.
NEAR THE TEELAND END. FAULT CLEARED AT 6 CYCLES.
FILE: railbelt_2020_summer_valley_420_lf9.out
CHNL# 367: EP-SOLDOTNA-BRADLEY LAKE
CHNL# 495: EP-SUSITNA-GOLD CR
CHNL# 499: EP-DAVES CR-HOPE
CHNL# 493: EP-GOLD CR-DOUGLAS
CHNL# 489: EP-GOLD CR-CANTWELL
CHNL# 487: EP-WEST TERM-EAST TERM
250.00
-250.0
TIME (SECONDS)
0.0
1.0000
2.0000
3.0000
4.0000
5.0000
6.0000
7.0000
8.0000
9.0000
10.000
THU, OCT 15 2009 14:33
LINE FLOW (MW)

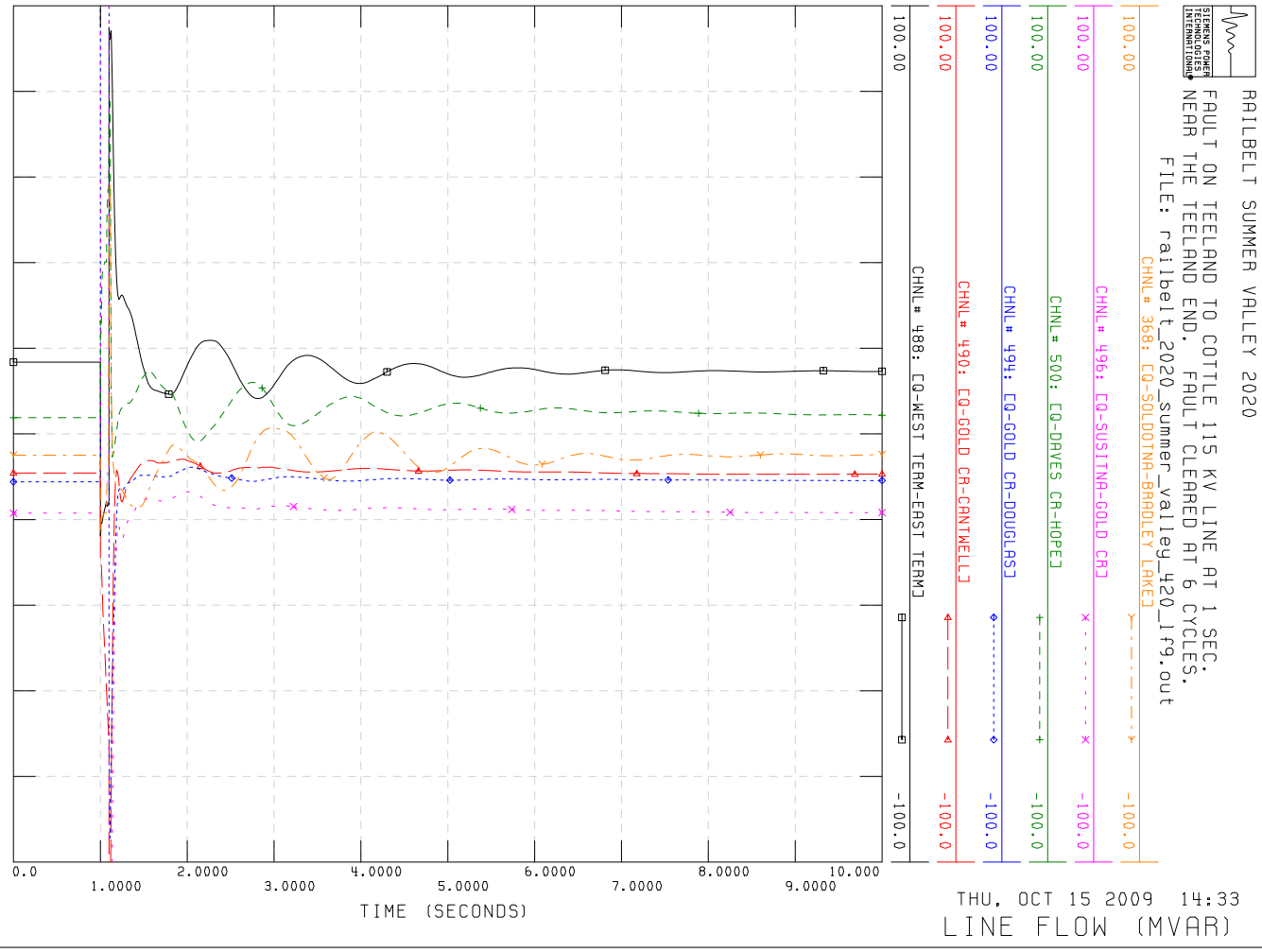
RAILBELT SUMMER VALLEY 2020
FAULT ON TEELAND TO COTTLE 115 KV LINE AT 1 SEC.
NEAR THE TEELAND END. FAULT CLEARED AT 6 CYCLES.
FILE: railbelt_2020_summer_valley_420_lf9.out
CHNL# 368: CQ-SOLDOTNA-BRADLEY LAKE
CHNL# 496: CQ-SUSITNA-GOLD CR
CHNL# 500: CQ-DAVES CR-HOPE
CHNL# 494: CQ-GOLD CR-DOUGLAS
CHNL# 490: CQ-GOLD CR-CANTWELL
CHNL# 488: CQ-WEST TERM-EAST TERM
100.00
-100.0
TIME (SECONDS)
0.0
1.0000
2.0000
3.0000
4.0000
5.0000
6.0000
7.0000
8.0000
9.0000
10.000
THU, OCT 15 2009 14:33
LINE FLOW (MVAR)

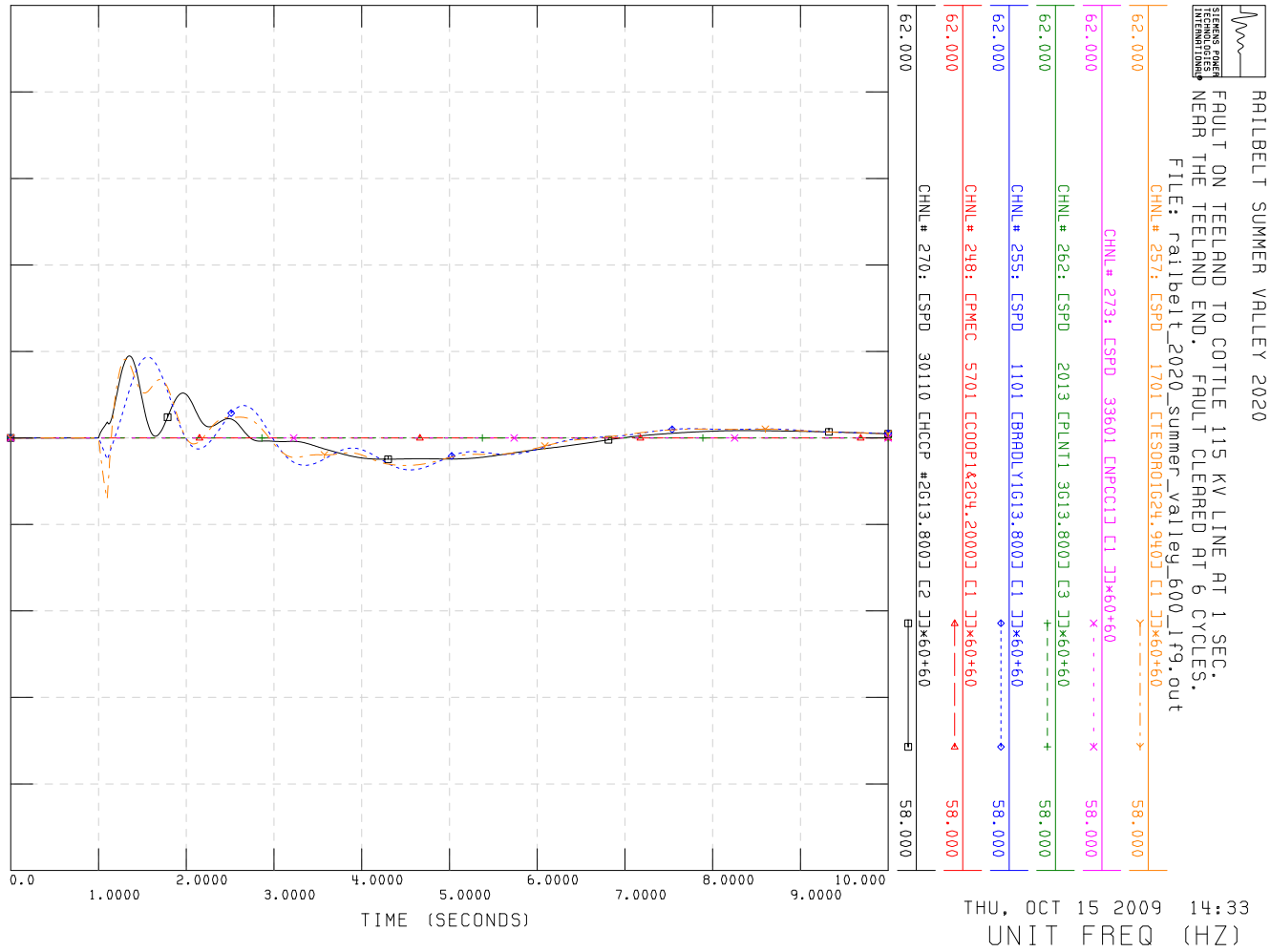
RAILBELT SUMMER VALLEY 2020
FAULT ON TEELAND TO COTTLE 115 KV LINE AT 1 SEC.
NEAR THE TEELAND END. FAULT CLEARED AT 6 CYCLES.
FILE: railbelt_2020_summer_valley_600_lf9.out
CHNL# 257: CSPD 1701 CTESORO1G24.9400 C1 JJ×60+60
CHNL# 273: CSPD 33601 CNPCC1J C1 JJ×60+60
CHNL# 262: CSPD 2013 CPLNT1 3G13.8000 C3 JJ×60+60
CHNL# 255: CSPD 1101 CBRADLY1G13.8000 C1 JJ×60+60
CHNL# 248: CPMEC 5701 CCOOP1&2G4.2000 C1 JJ×60+60
CHNL# 270: CSPD 30110 CHCCP #2G13.8000 C2 JJ×60+60
62.000
58.000
0.0
1.0000
2.0000
3.0000
4.0000
5.0000
6.0000
7.0000
8.0000
9.0000
10.000
TIME (SECONDS)
THU, OCT 15 2009 14:33
UNIT FREQ (HZ)

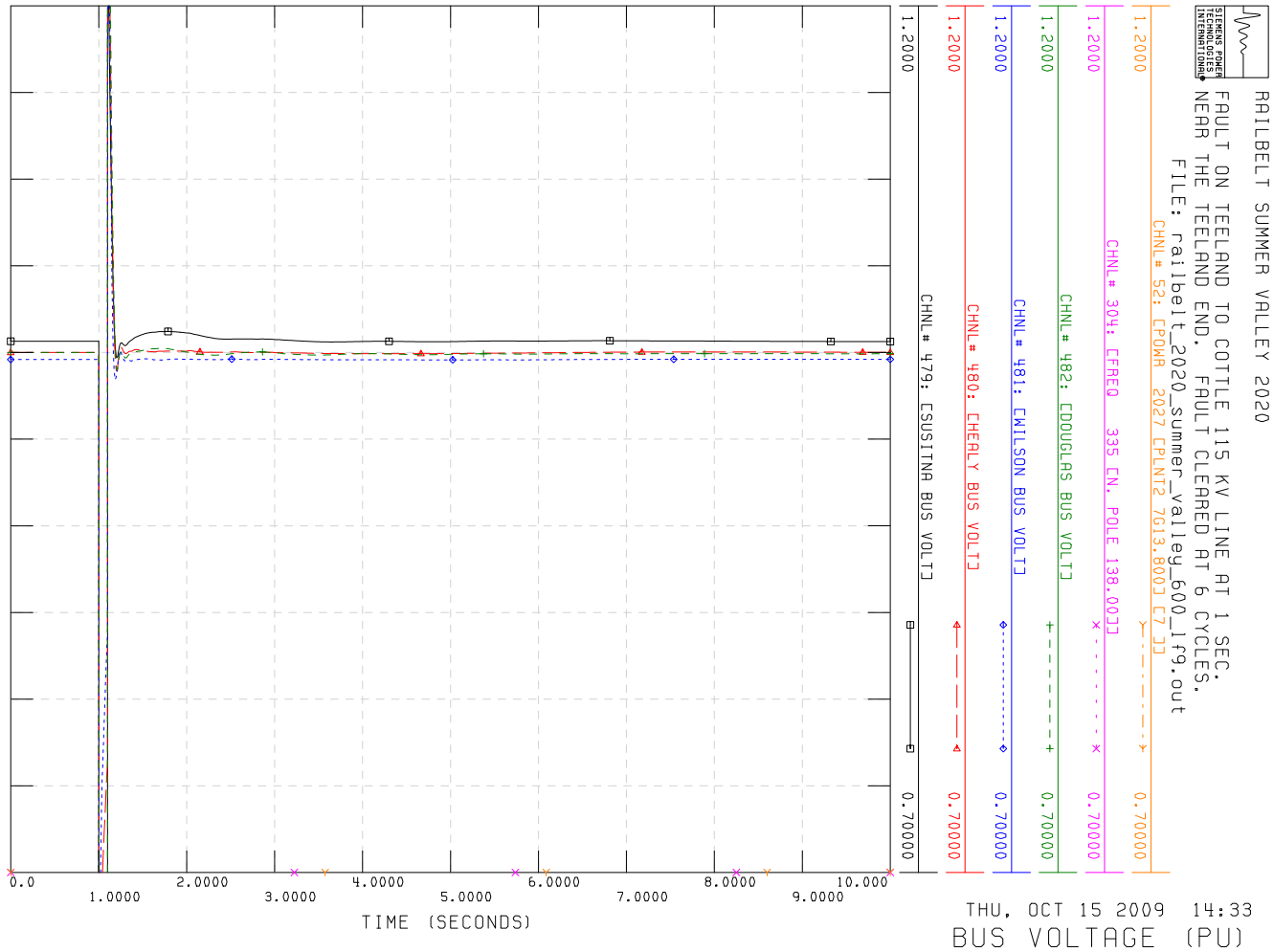
RAILBELT SUMMER VALLEY 2020
FAULT ON TEELAND TO COTTLE 115 KV LINE AT 1 SEC.
NEAR THE TEELAND END. FAULT CLEARED AT 6 CYCLES.
FILE: railbelt_2020_summer_valley_600_lf9.out
CHNL# 52: CPOWR 2027 CPLNT2 7613.8000 C7 JJ
CHNL# 304: CFREQ 335 CN. POLE 138.000J
CHNL# 482: CDOUGLAS BUS VOLTJ
CHNL# 481: CWILSON BUS VOLTJ
CHNL# 480: CHEALY BUS VOLTJ
CHNL# 479: CSUSITNA BUS VOLTJ
1.2000
0.70000
0.0
1.0000
2.0000
3.0000
4.0000
5.0000
6.0000
7.0000
8.0000
9.0000
10.000
TIME (SECONDS)
THU, OCT 15 2009 14:33
BUS VOLTAGE (PU)

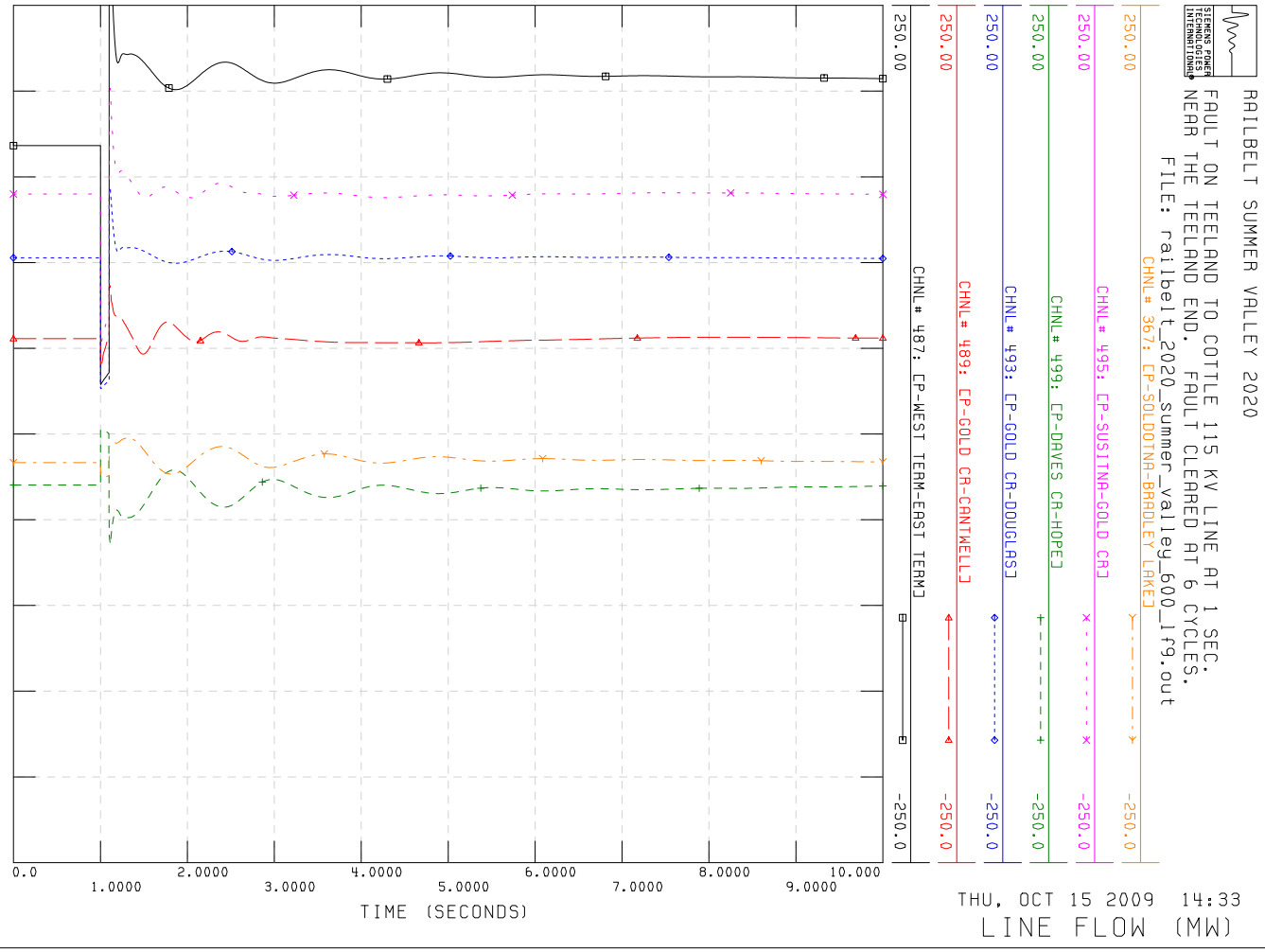
RAILBELT SUMMER VALLEY 2020
FAULT ON TEELAND TO COTTLE 115 KV LINE AT 1 SEC.
NEAR THE TEELAND END. FAULT CLEARED AT 6 CYCLES.
FILE: railbelt_2020_summer_valley_600_lf9.out
CHNL# 367: CP-SOLDOTNA-BRADLEY LAKE
CHNL# 495: CP-SUSITNA-GOLD CRK
CHNL# 499: CP-DAVES CR-HOPE
CHNL# 493: CP-GOLD CR-DOUGLAS
CHNL# 489: CP-GOLD CR-CANTWELL
CHNL# 487: CP-WEST TERM-EAST TERM
250.00
-250.0
0.0
1.0000
2.0000
3.0000
4.0000
5.0000
6.0000
7.0000
8.0000
9.0000
10.000
TIME (SECONDS)
THU, OCT 15 2009 14:33
LINE FLOW (MW)

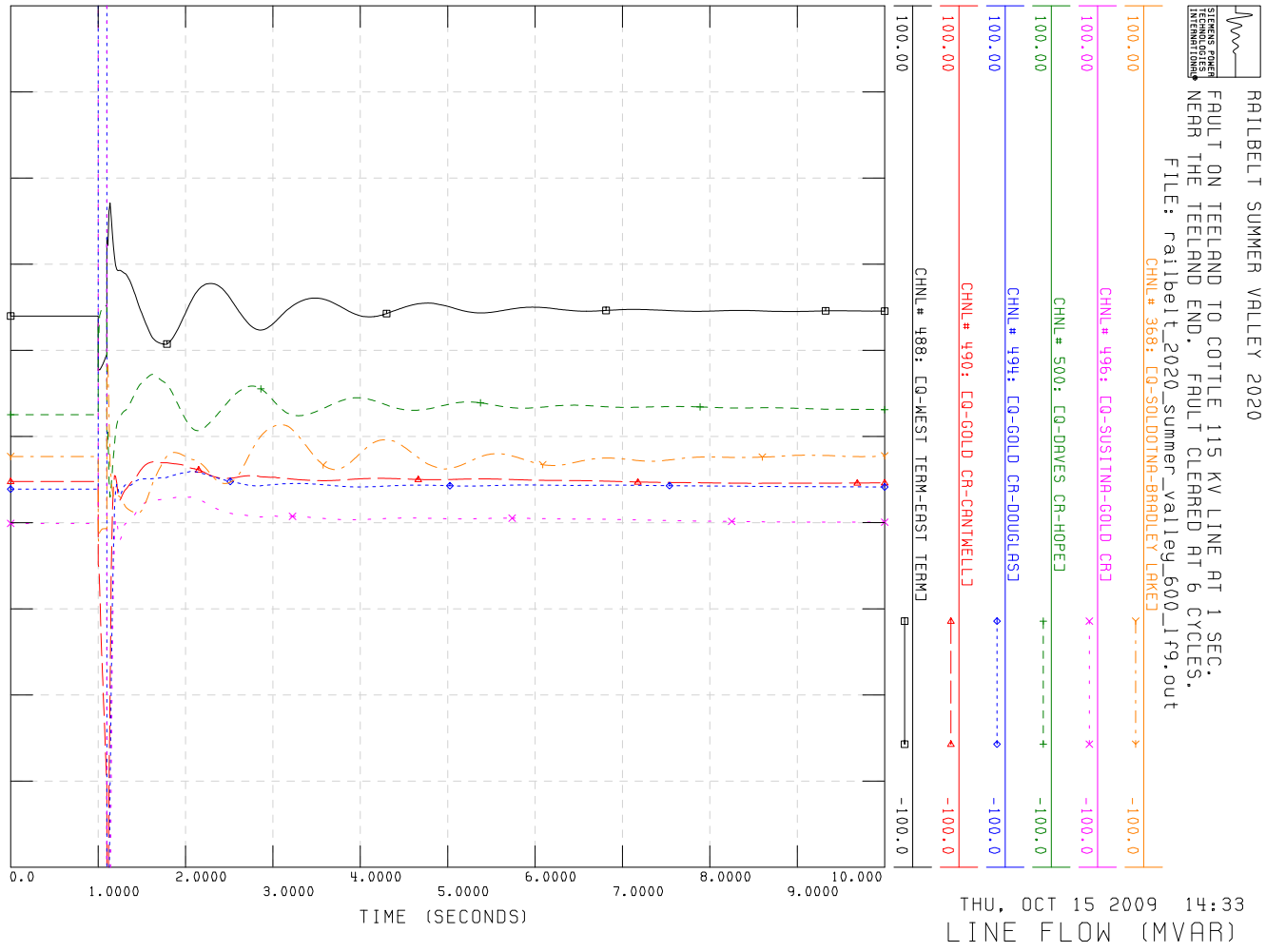
RAILBELT SUMMER VALLEY 2020
FAULT ON TEELAND TO COTTLE 115 KV LINE AT 1 SEC.
NEAR THE TEELAND END. FAULT CLEARED AT 6 CYCLES.
FILE: railbelt_2020_summer_valley_600_lf9.out
CHNL# 368: CQ-SOLDOTNA-BRADLEY LAKE
CHNL# 496: CQ-SUSITNA-GOLD CRK
CHNL# 500: CQ-DAVES CR-HOPE
CHNL# 494: CQ-GOLD CR-DOUGLAS
CHNL# 490: CQ-GOLD CR-CANTWELL
CHNL# 488: CQ-WEST TERM-EAST TERM
100.00
-100.0
0.0
1.0000
2.0000
3.0000
4.0000
5.0000
6.0000
7.0000
8.0000
9.0000
10.000
TIME (SECONDS)
THU, OCT 15 2009 14:33
LINE FLOW (MVAR)

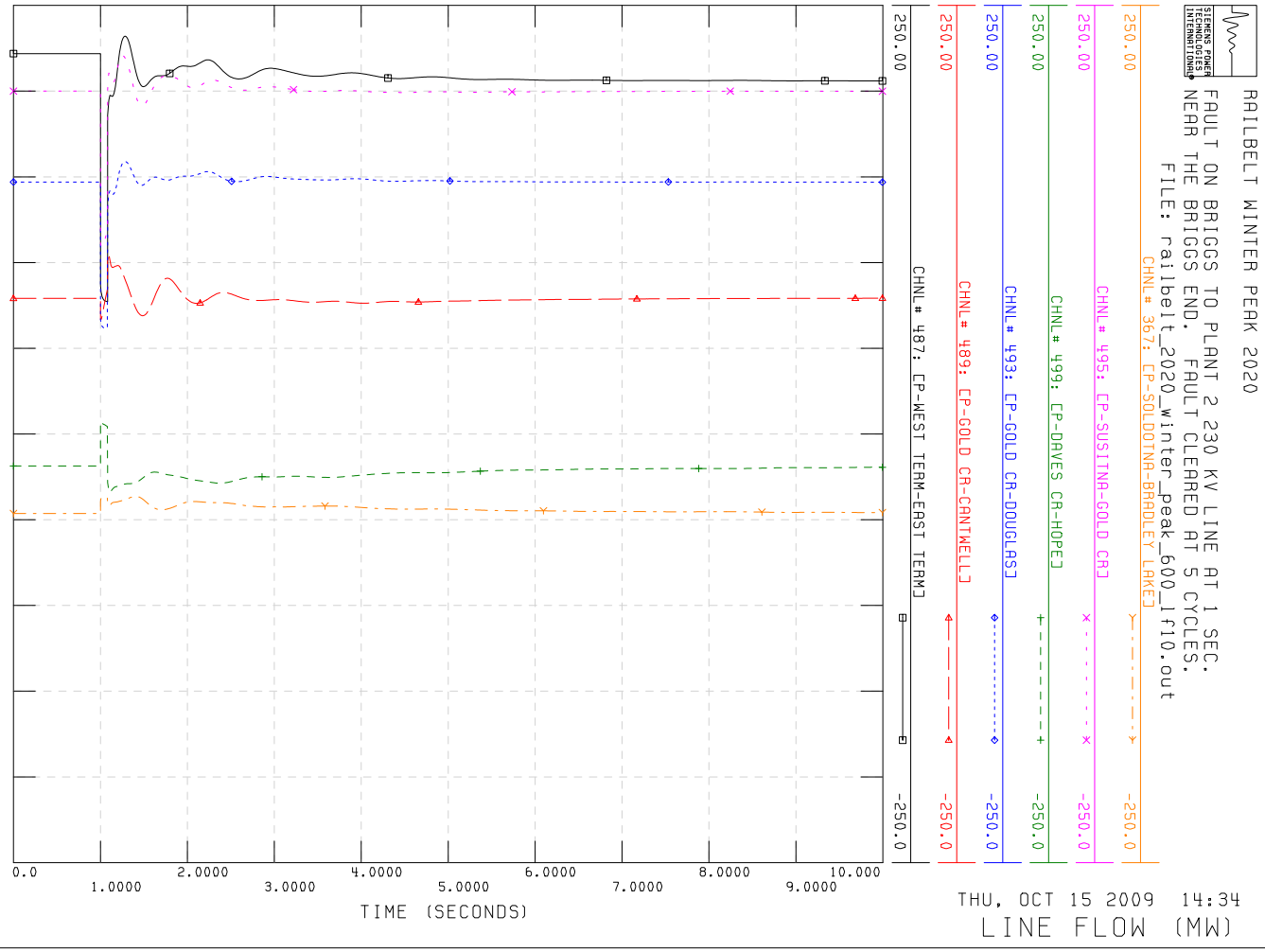
RAILBELT WINTER PEAK 2020
FAULT ON BRIGGS TO PLANT 2 230 KV LINE AT 1 SEC.
NEAR THE BRIGGS END. FAULT CLEARED AT 5 CYCLES.
FILE: railbelt_2020_winter_peak_600_lf10.out
CHNL# 367: CP-SOLDOTNA-BRADLEY LAKE
CHNL# 495: CP-SUSITNA-GOLD CR
CHNL# 499: CP-DAVES CR-HOPE
CHNL# 493: CP-GOLD CR-DOUGLAS
CHNL# 489: CP-GOLD CR-CANTWELL
CHNL# 487: CP-WEST TERM-EAST TERM
250.00
-250.0
0.0
1.0000
2.0000
3.0000
4.0000
5.0000
6.0000
7.0000
8.0000
9.0000
10.000
TIME (SECONDS)
THU, OCT 15 2009 14:34
LINE FLOW (MW)

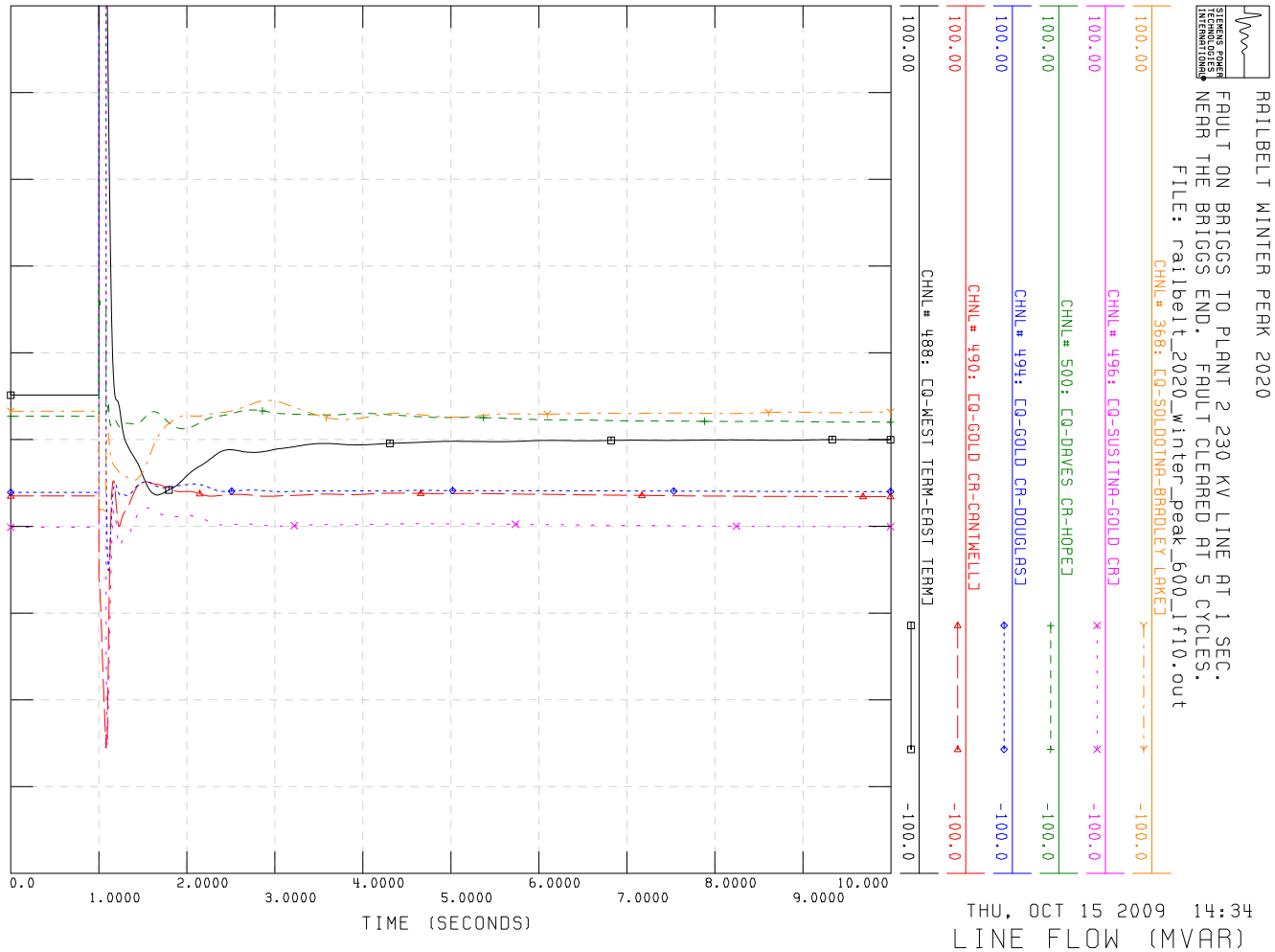
RAILBELT WINTER PEAK 2020
FAULT ON BRIGGS TO PLANT 2 230 KV LINE AT 1 SEC.
NEAR THE BRIGGS END. FAULT CLEARED AT 5 CYCLES.
FILE: railbelt_2020_winter_peak_600_lf10.out
CHNL# 368: CQ-SOLDOTNA-BRADLEY LAKE
CHNL# 496: CQ-SUSITNA-GOLD CR
CHNL# 500: CQ-DAVES CR-HOPE
CHNL# 494: CQ-GOLD CR-DOUGLAS
CHNL# 490: CQ-GOLD CR-CANTWELL
CHNL# 488: CQ-WEST TERM-EAST TERM
100.00
-100.0
0.0
1.0000
2.0000
3.0000
4.0000
5.0000
6.0000
7.0000
8.0000
9.0000
10.000
TIME (SECONDS)
THU, OCT 15 2009 14:34
LINE FLOW (MVAR)

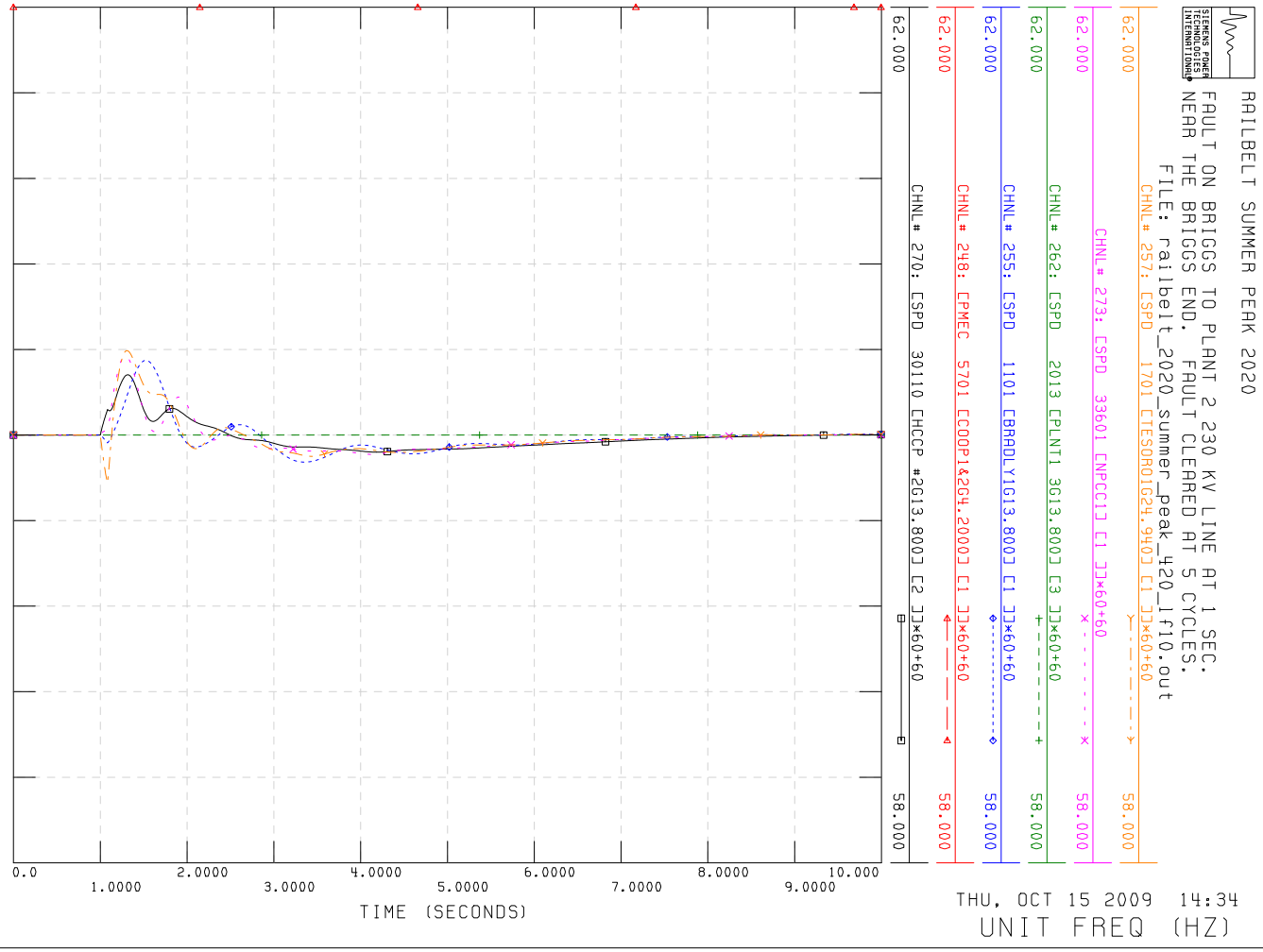
RAILBELT SUMMER PEAK 2020
FAULT ON BRIGGS TO PLANT 2 230 KV LINE AT 1 SEC.
NEAR THE BRIGGS END. FAULT CLEARED AT 5 CYCLES.
FILE: railbelt_2020_summer_peak_420_lf10.out
CHNL# 257: CSPD 1701 CTESORO1G24.9400 C1 JJ×60+60
CHNL# 273: CSPD 33601 CNPCC1J C1 JJ×60+60
CHNL# 262: CSPD 2013 CPLNT1 3G13.8000 C3 JJ×60+60
CHNL# 255: CSPD 1101 CBRADLY1G13.8000 C1 JJ×60+60
CHNL# 248: CPMEC 5701 CCOOP1&2G4.2000 C1 JJ×60+60
CHNL# 270: CSPD 30110 CHCCP #2G13.8000 C2 JJ×60+60
62.000
58.000
0.0
1.0000
2.0000
3.0000
4.0000
5.0000
6.0000
7.0000
8.0000
9.0000
10.000
TIME (SECONDS)
THU, OCT 15 2009 14:34
UNIT FREQ (HZ)

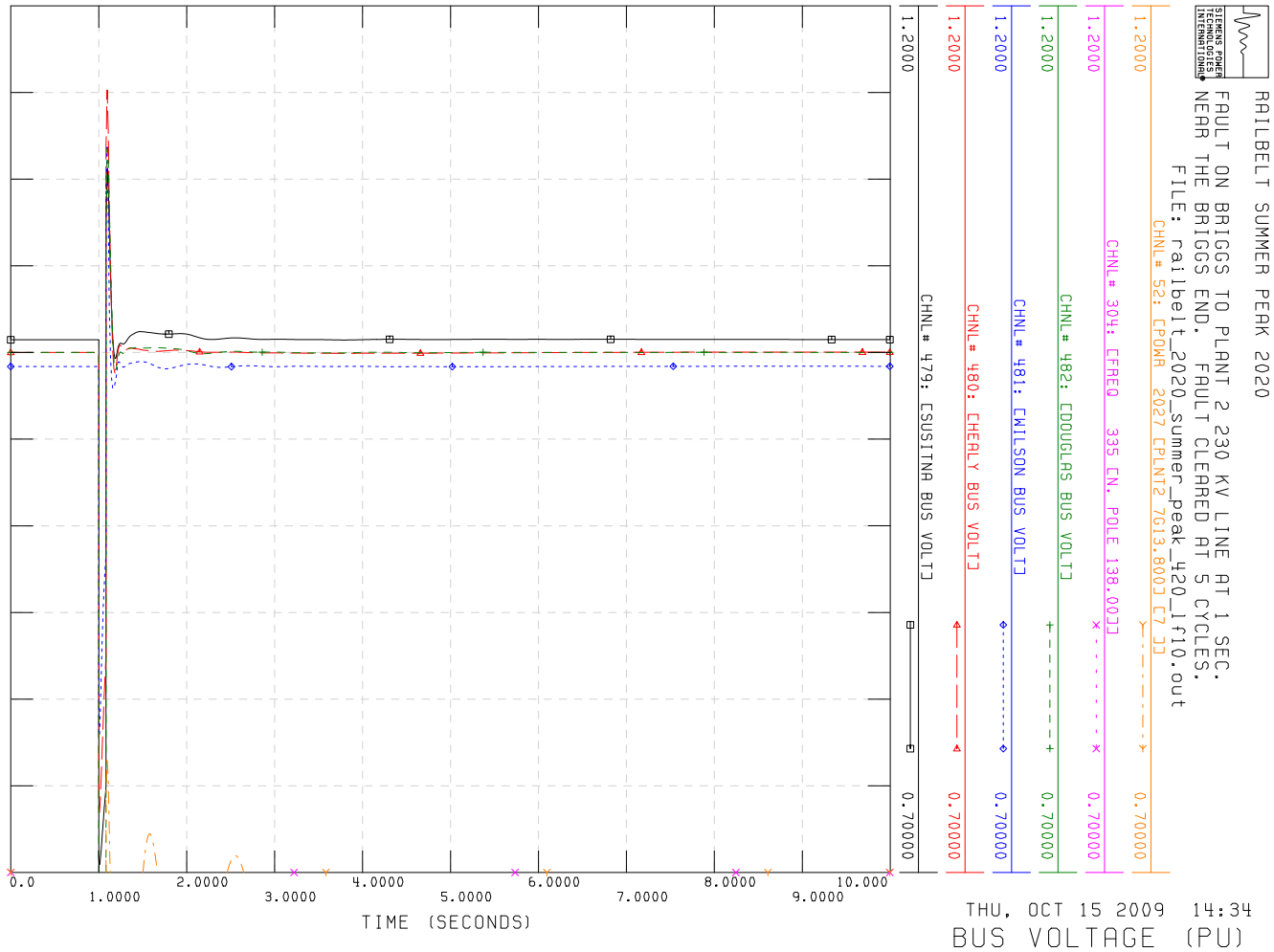
RAILBELT SUMMER PEAK 2020
FAULT ON BRIGGS TO PLANT 2 230 KV LINE AT 1 SEC.
NEAR THE BRIGGS END. FAULT CLEARED AT 5 CYCLES.
FILE: railbelt_2020_summer_peak_420_lf10.out
CHNL# 52: CPOWR 2027 CPLNT2 7G13.8000 C7 JJ
CHNL# 304: CFREQ 335 CN. POLE 138.00JJ
CHNL# 482: CDOUGLAS BUS VOLTJ
CHNL# 481: CWILSON BUS VOLTJ
CHNL# 460: CHEALY BUS VOLTJ
CHNL# 479: CSUSITNA BUS VOLTJ
1.2000
0.70000
0.0
1.0000
2.0000
3.0000
4.0000
5.0000
6.0000
7.0000
8.0000
9.0000
10.000
TIME (SECONDS)
THU, OCT 15 2009 14:34
BUS VOLTAGE (PU)

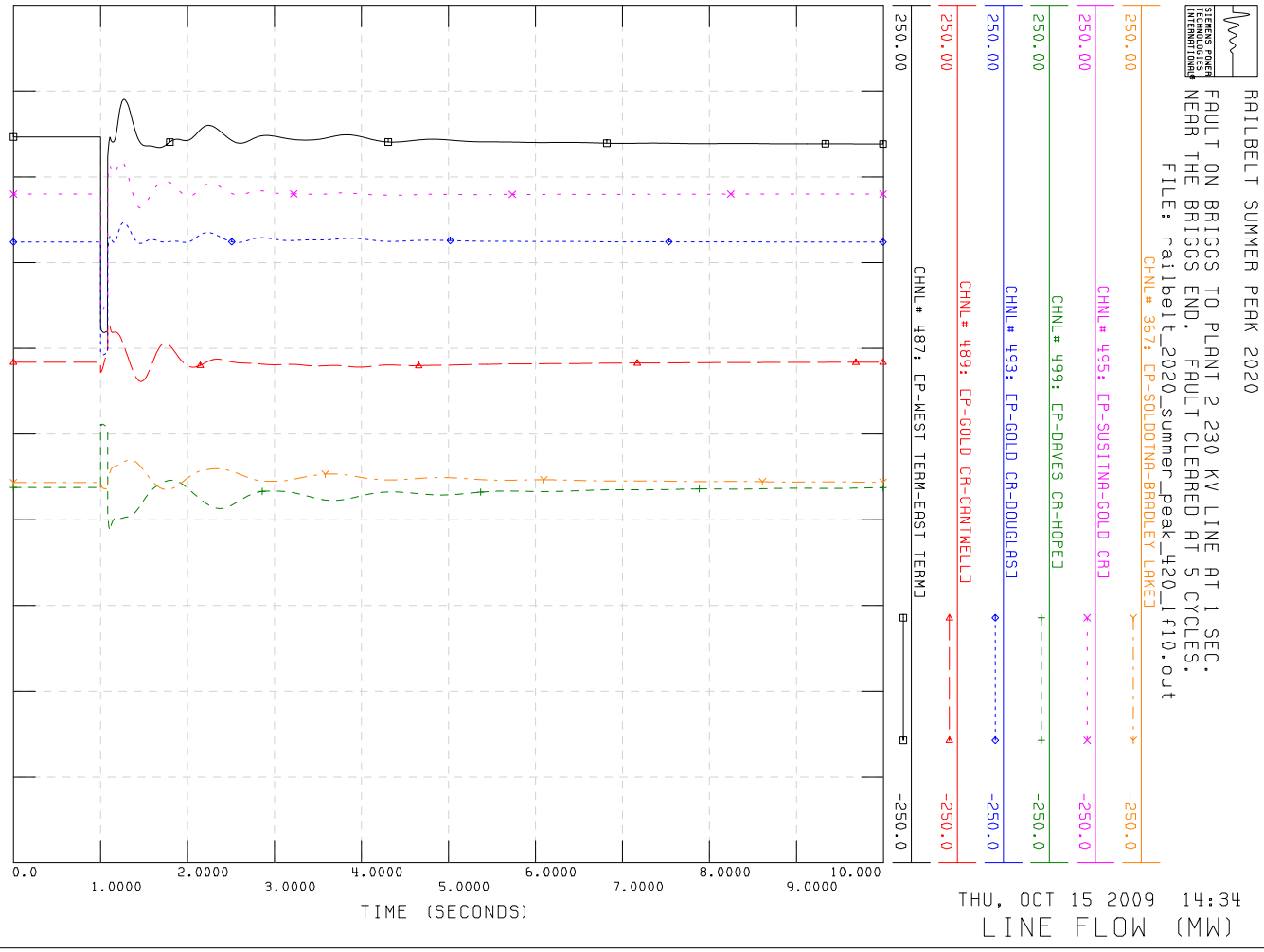
RAILBELT SUMMER PEAK 2020
FAULT ON BRIGGS TO PLANT 2 230 KV LINE AT 1 SEC.
NEAR THE BRIGGS END. FAULT CLEARED AT 5 CYCLES.
FILE: railbelt_2020_summer_peak_420_lf10.out
CHNL# 367: EP-SOLDOTNA-BRADLEY LAKE]
CHNL# 495: EP-SUSITNA-GOLD CR]
CHNL# 499: EP-DAVES CR-HOPE]
CHNL# 493: EP-GOLD CR-DOUGLAS]
CHNL# 489: EP-GOLD CR-CANTWELL]
250.00
-250.0
CHNL# 487: EP-WEST TERM-EAST TERM]
0.0
1.0000
2.0000
3.0000
4.0000
5.0000
6.0000
7.0000
8.0000
9.0000
10.000
TIME (SECONDS)
THU, OCT 15 2009 14:34
LINE FLOW (MW)

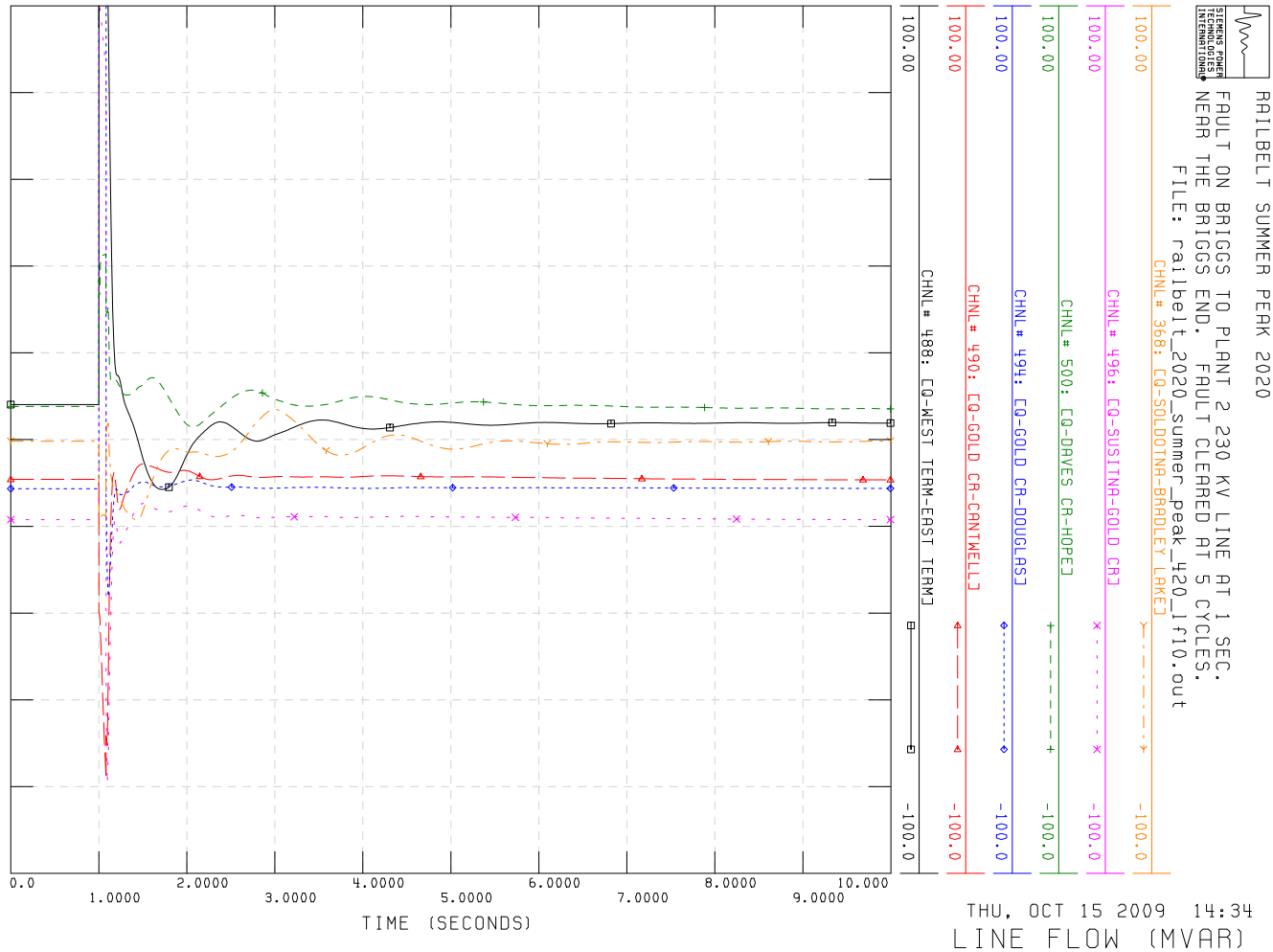
RAILBELT SUMMER PEAK 2020
FAULT ON BRIGGS TO PLANT 2 230 KV LINE AT 1 SEC.
NEAR THE BRIGGS END. FAULT CLEARED AT 5 CYCLES.
FILE: railbelt_2020_summer_peak_420_lf10.out
CHNL# 368: EQ-SOLDOTNA-BRADLEY LAKE]
CHNL# 496: EQ-SUSITNA-GOLD CR]
CHNL# 500: EQ-DAVES CR-HOPE]
CHNL# 494: EQ-GOLD CR-DOUGLAS]
CHNL# 490: EQ-GOLD CR-CANTWELL]
100.00
-100.0
CHNL# 488: EQ-WEST TERM-EAST TERM]
0.0
1.0000
2.0000
3.0000
4.0000
5.0000
6.0000
7.0000
8.0000
9.0000
10.000
TIME (SECONDS)
THU, OCT 15 2009 14:34
LINE FLOW (MVAR)

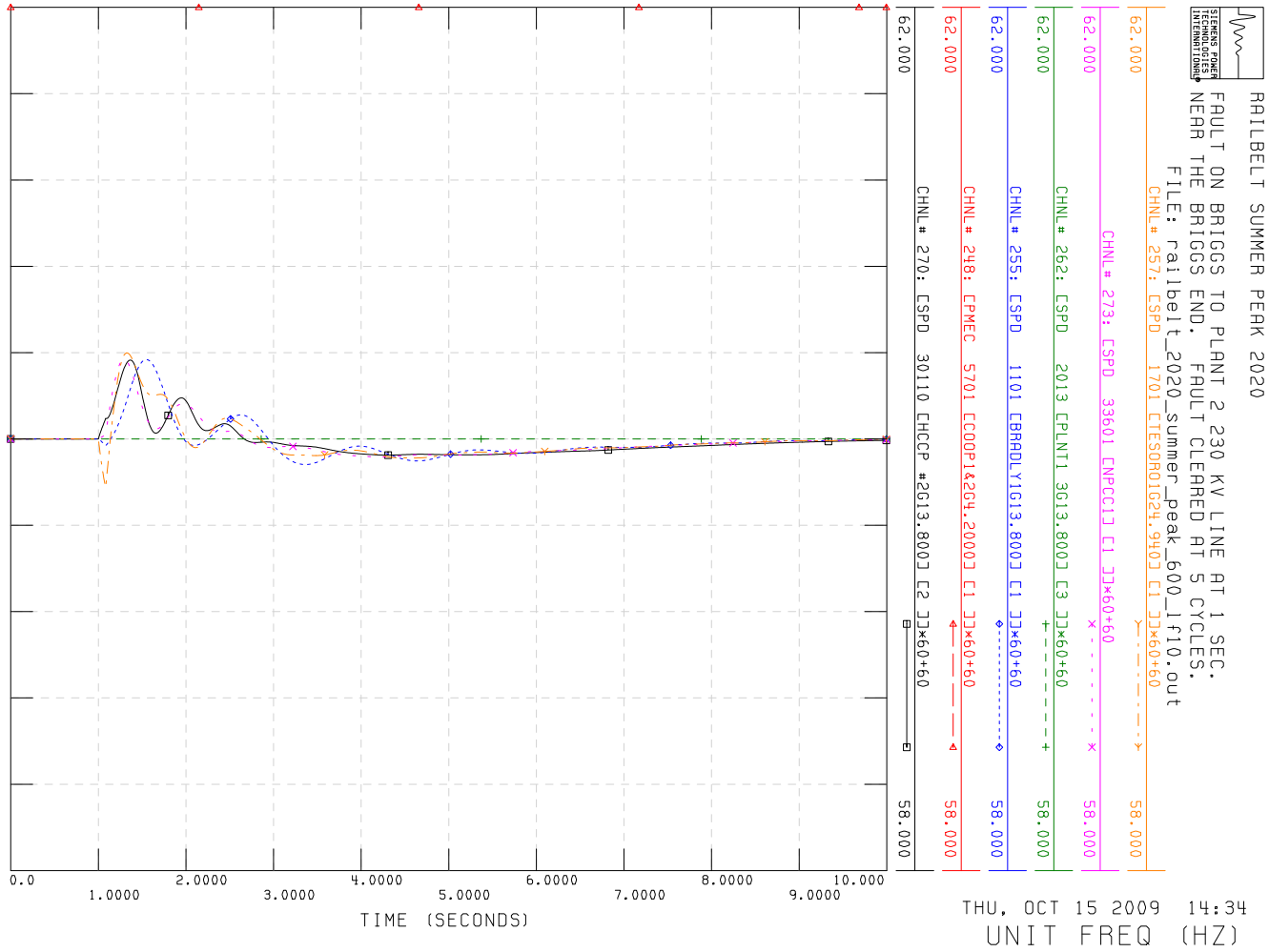
RAILBELT SUMMER PEAK 2020
FAULT ON BRIGGS TO PLANT 2 230 KV LINE AT 1 SEC.
NEAR THE BRIGGS END. FAULT CLEARED AT 5 CYCLES.
FILE: railbelt_2020_summer_peak_600_lf10.out
CHNL# 257: CSPD 1701 CTESORO1G24.9400 C1 JJ×60+60
CHNL# 273: CSPD 33601 CNPCC1J C1 JJ×60+60
CHNL# 262: CSPD 2013 CPLNT1 3G13.8000 C3 JJ×60+60
CHNL# 255: CSPD 1101 CBRADLY1G13.8000 C1 JJ×60+60
CHNL# 248: CPMEC 5701 CCOOP1&2G4.2000J C1 JJ×60+60
CHNL# 270: CSPD 30110 CHCCP #2G13.8000 C2 JJ×60+60
62.000
58.000
0.0
1.0000
2.0000
3.0000
4.0000
5.0000
6.0000
7.0000
8.0000
9.0000
10.000
TIME (SECONDS)
THU, OCT 15 2009 14:34
UNIT FREQ (HZ)

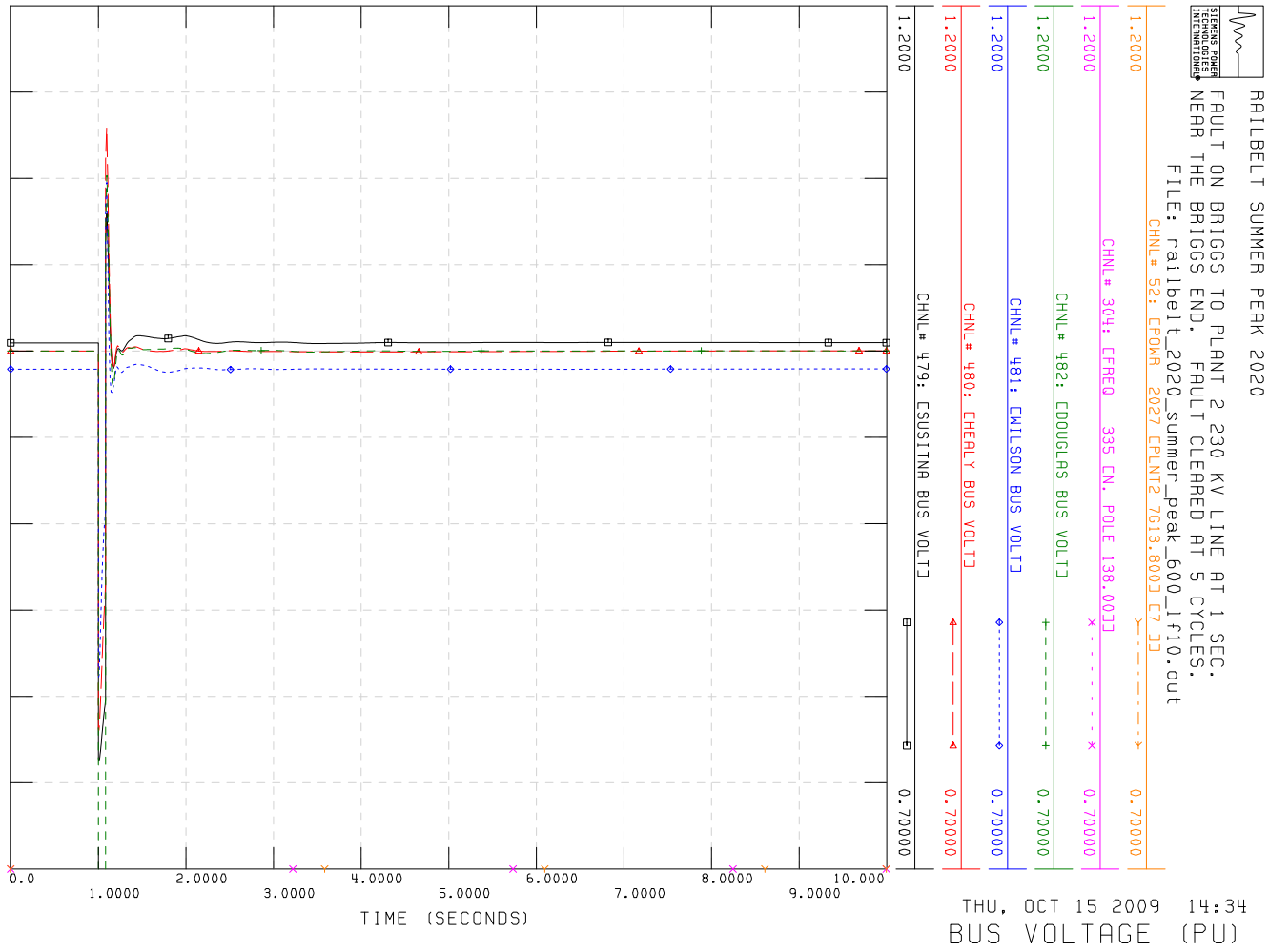
RAILBELT SUMMER PEAK 2020
FAULT ON BRIGGS TO PLANT 2 230 KV LINE AT 1 SEC.
NEAR THE BRIGGS END. FAULT CLEARED AT 5 CYCLES.
FILE: railbelt_2020_summer_peak_600_lf10.out
CHNL# 52: CPOWR 2027 CPLNT2 7G13.8000 C7 JJ
CHNL# 304: CFREQ 335 CN. POLE 138.00JJ
CHNL# 482: CDOUGLAS BUS VOLTJ
CHNL# 481: CWILSON BUS VOLTJ
CHNL# 480: CHEALY BUS VOLTJ
CHNL# 479: CSUSITNA BUS VOLTJ
1.2000
0.70000
0.0
1.0000
2.0000
3.0000
4.0000
5.0000
6.0000
7.0000
8.0000
9.0000
10.000
TIME (SECONDS)
THU, OCT 15 2009 14:34
BUS VOLTAGE (PU)

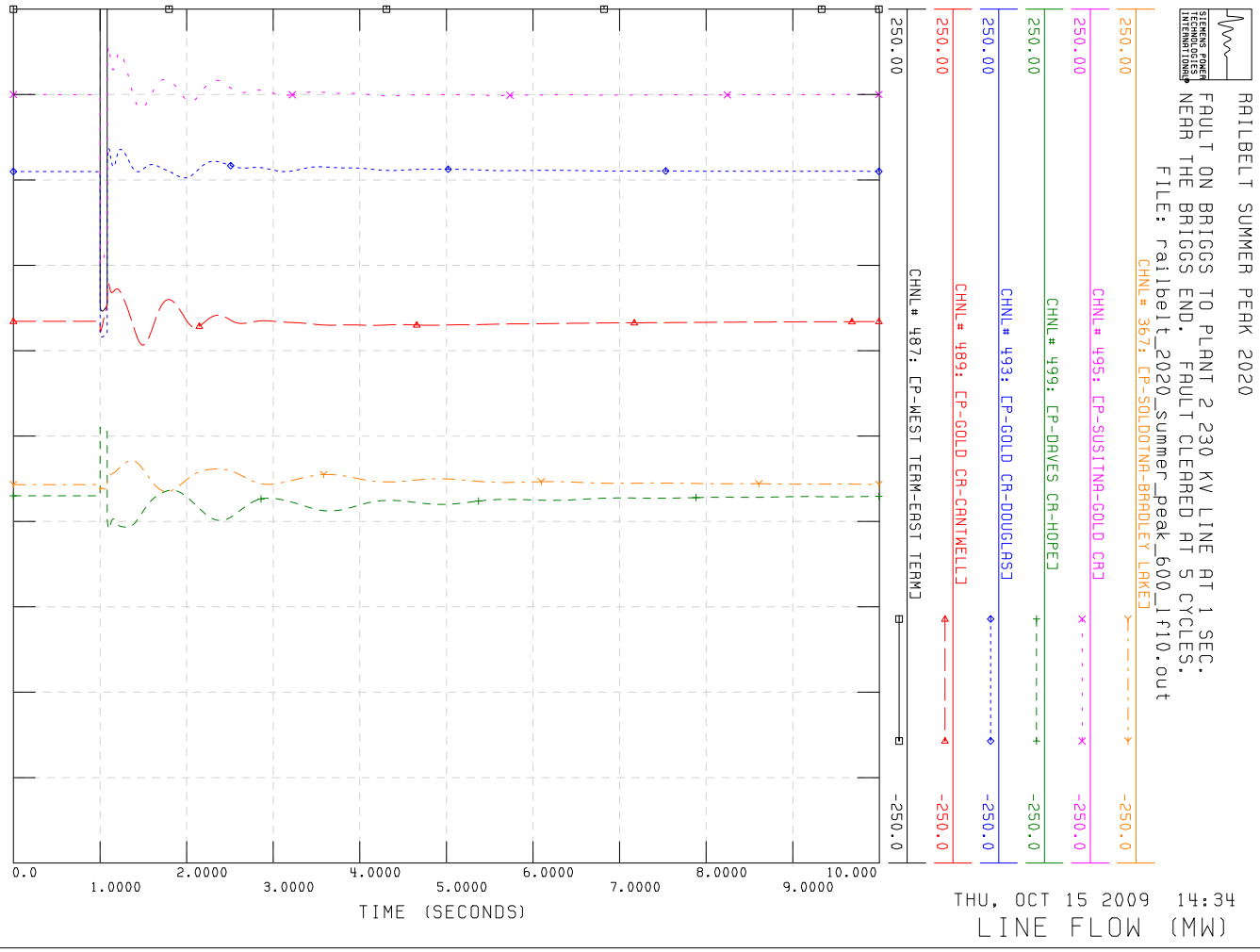
RAILBELT SUMMER PEAK 2020
FAULT ON BRIGGS TO PLANT 2 230 KV LINE AT 1 SEC.
NEAR THE BRIGGS END. FAULT CLEARED AT 5 CYCLES.
FILE: railbelt_2020_summer_peak_600_lf10.out
CHNL# 367: CP-SOLDOTNA-BRADLEY LAKE
CHNL# 495: CP-SUSITNA-GOLD CR
CHNL# 499: CP-DAVES CR-HOPE
CHNL# 493: CP-GOLD CR-DOUGLAS
CHNL# 489: CP-GOLD CR-CANTWELL
CHNL# 487: CP-WEST TERM-EAST TERM
250.00
-250.0
TIME (SECONDS)
0.0
1.0000
2.0000
3.0000
4.0000
5.0000
6.0000
7.0000
8.0000
9.0000
10.000
THU, OCT 15 2009 14:34
LINE FLOW (MW)

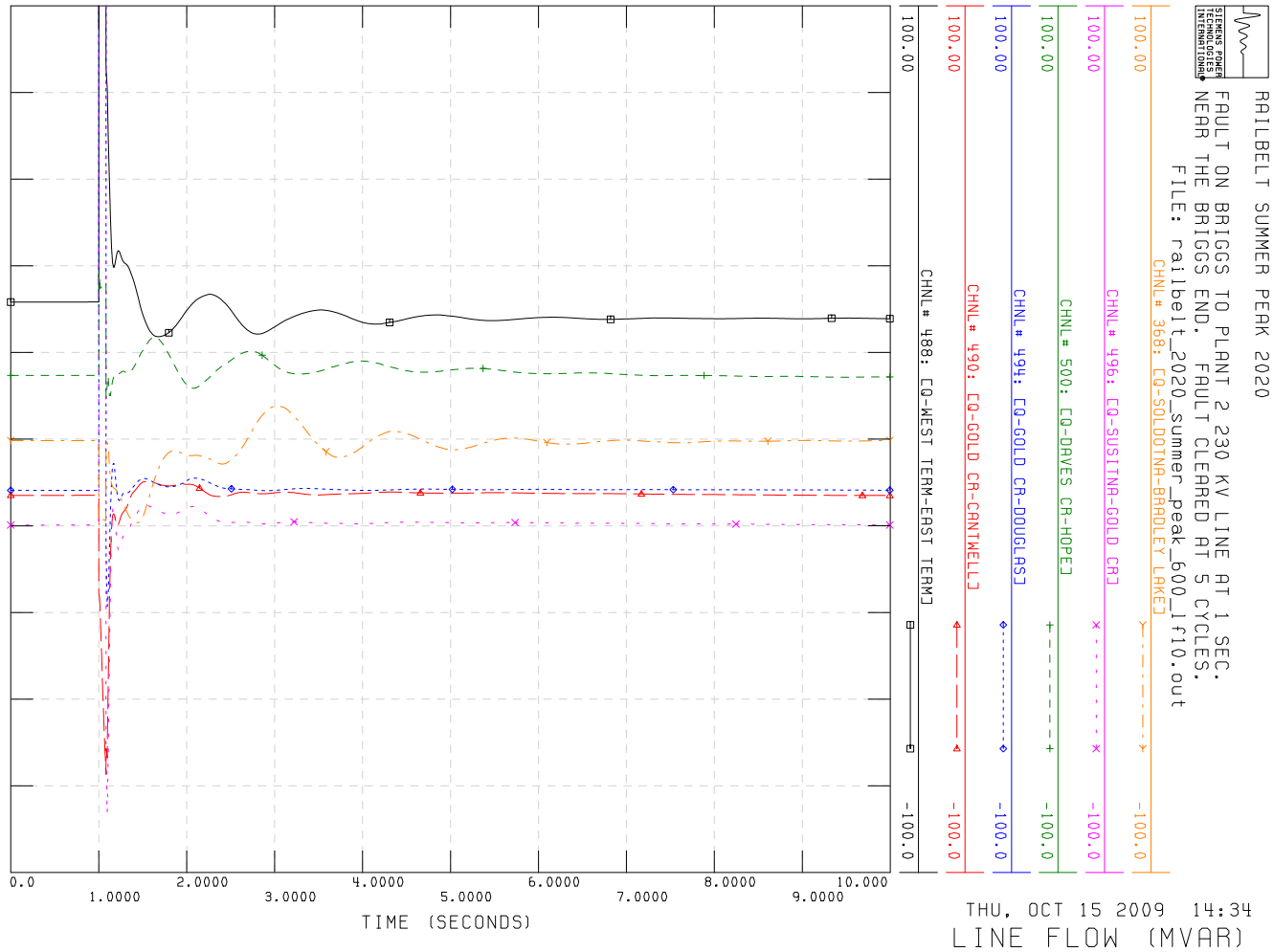
RAILBELT SUMMER PEAK 2020
FAULT ON BRIGGS TO PLANT 2 230 KV LINE AT 1 SEC.
NEAR THE BRIGGS END. FAULT CLEARED AT 5 CYCLES.
FILE: railbelt_2020_summer_peak_600_lf10.out
CHNL# 368: CQ-SOLDOTNA-BRADLEY LAKE
CHNL# 496: CQ-SUSITNA-GOLD CR
CHNL# 500: CQ-DAVES CR-HOPE
CHNL# 494: CQ-GOLD CR-DOUGLAS
CHNL# 490: CQ-GOLD CR-CANTWELL
CHNL# 488: CQ-WEST TERM-EAST TERM
100.00
-100.0
TIME (SECONDS)
0.0
1.0000
2.0000
3.0000
4.0000
5.0000
6.0000
7.0000
8.0000
9.0000
10.000
THU, OCT 15 2009 14:34
LINE FLOW (MVAR)

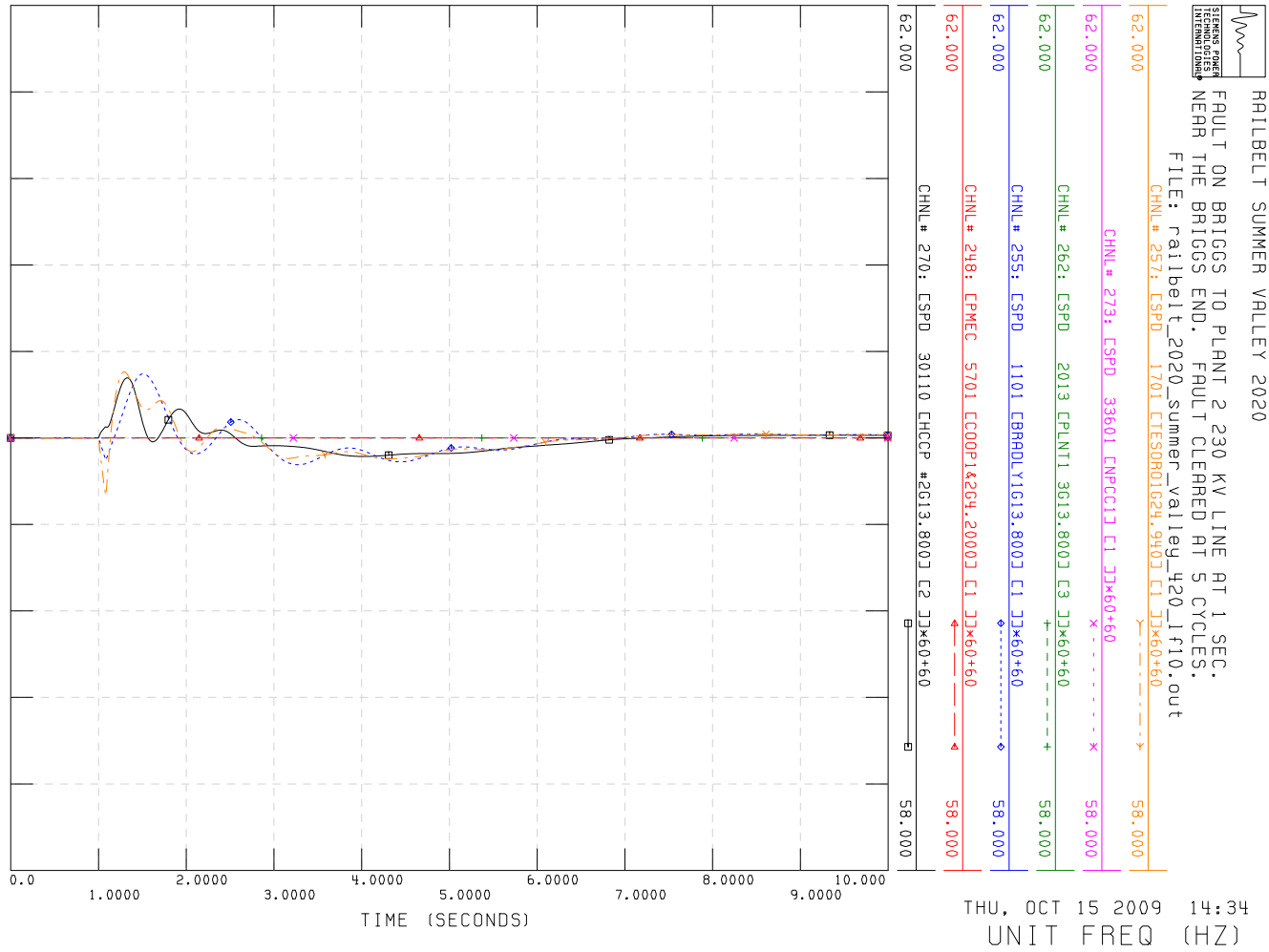
RAILBELT SUMMER VALLEY 2020
FAULT ON BRIGGS TO PLANT 2 230 KV LINE AT 1 SEC.
NEAR THE BRIGGS END. FAULT CLEARED AT 5 CYCLES.
FILE: railbelt_2020_summer_valley_420_lf10.out
CHNL# 257: CSPD 1701 CTESOR01G24.9400 C1 JJ×60+60
CHNL# 273: CSPD 33601 CNPCC13 C1 JJ×60+60
CHNL# 262: CSPD 2013 CPLNT1 3G13.8000 C3 JJ×60+60
CHNL# 255: CSPD 1101 CBRADLY1G13.8000 C1 JJ×60+60
CHNL# 248: CPMEC 5701 CCOOP1&2G4.2000 C1 JJ×60+60
CHNL# 270: CSPD 30110 CHCCP #2G13.8000 C2 JJ×60+60
62.000
58.000
0.0
1.0000
2.0000
3.0000
4.0000
5.0000
6.0000
7.0000
8.0000
9.0000
10.000
TIME (SECONDS)
THU, OCT 15 2009 14:34
UNIT FREQ (HZ)

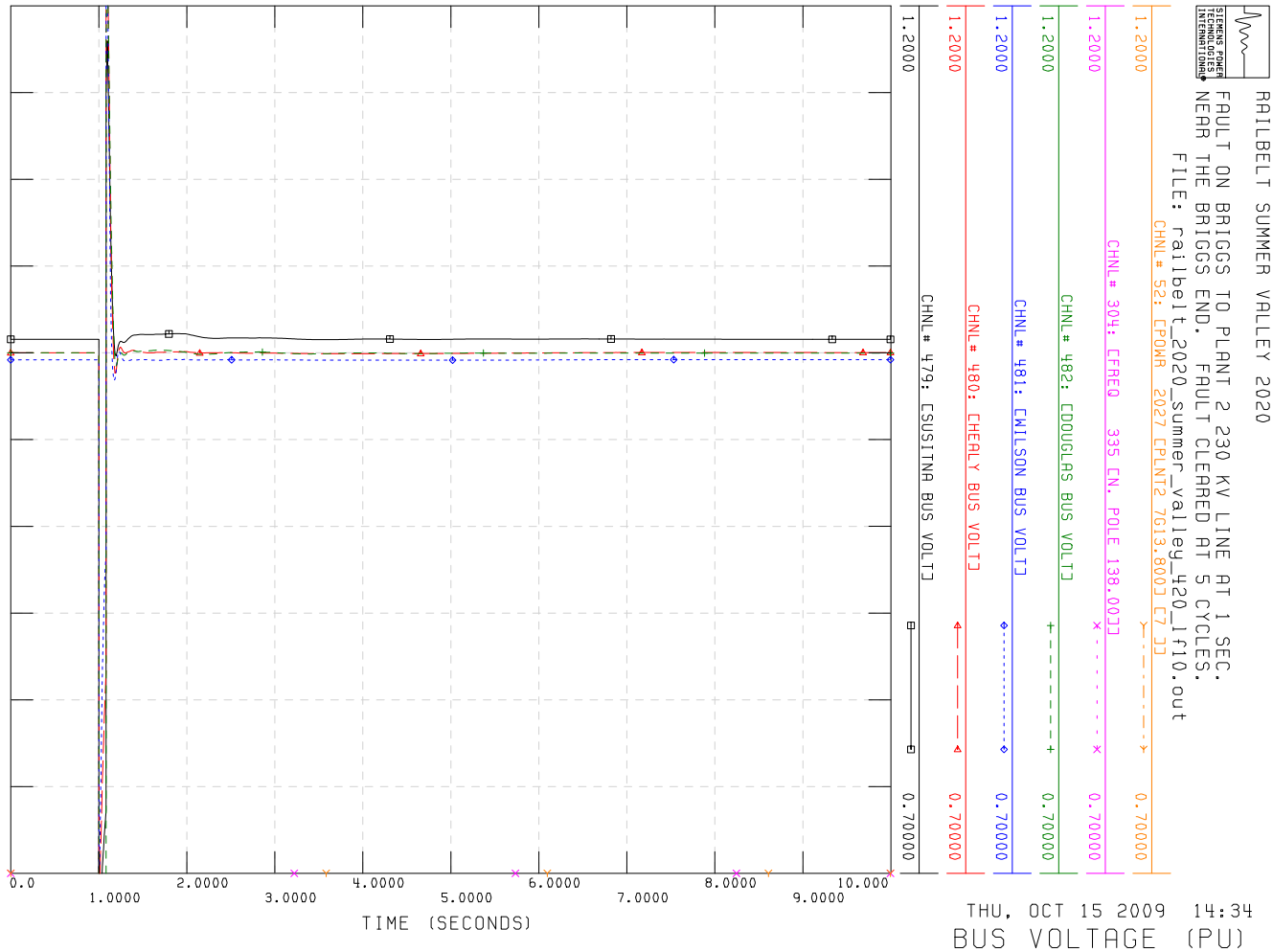
RAILBELT SUMMER VALLEY 2020
FAULT ON BRIGGS TO PLANT 2 230 KV LINE AT 1 SEC.
NEAR THE BRIGGS END. FAULT CLEARED AT 5 CYCLES.
FILE: railbelt_2020_summer_valley_420_lf10.out
CHNL# 52: CPOWR 2027 CPLNT2 7G13.8000 C7 JJ
CHNL# 304: CFREQ 335 CN. POLE 138.000JJ
CHNL# 482: CDOUGLAS BUS VOLTJ
CHNL# 481: CWILSON BUS VOLTJ
CHNL# 480: CHEALY BUS VOLTJ
CHNL# 479: CSUSITNA BUS VOLTJ
1.2000
0.70000
0.0
1.0000
2.0000
3.0000
4.0000
5.0000
6.0000
7.0000
8.0000
9.0000
10.000
TIME (SECONDS)
THU, OCT 15 2009 14:34
BUS VOLTAGE (PU)

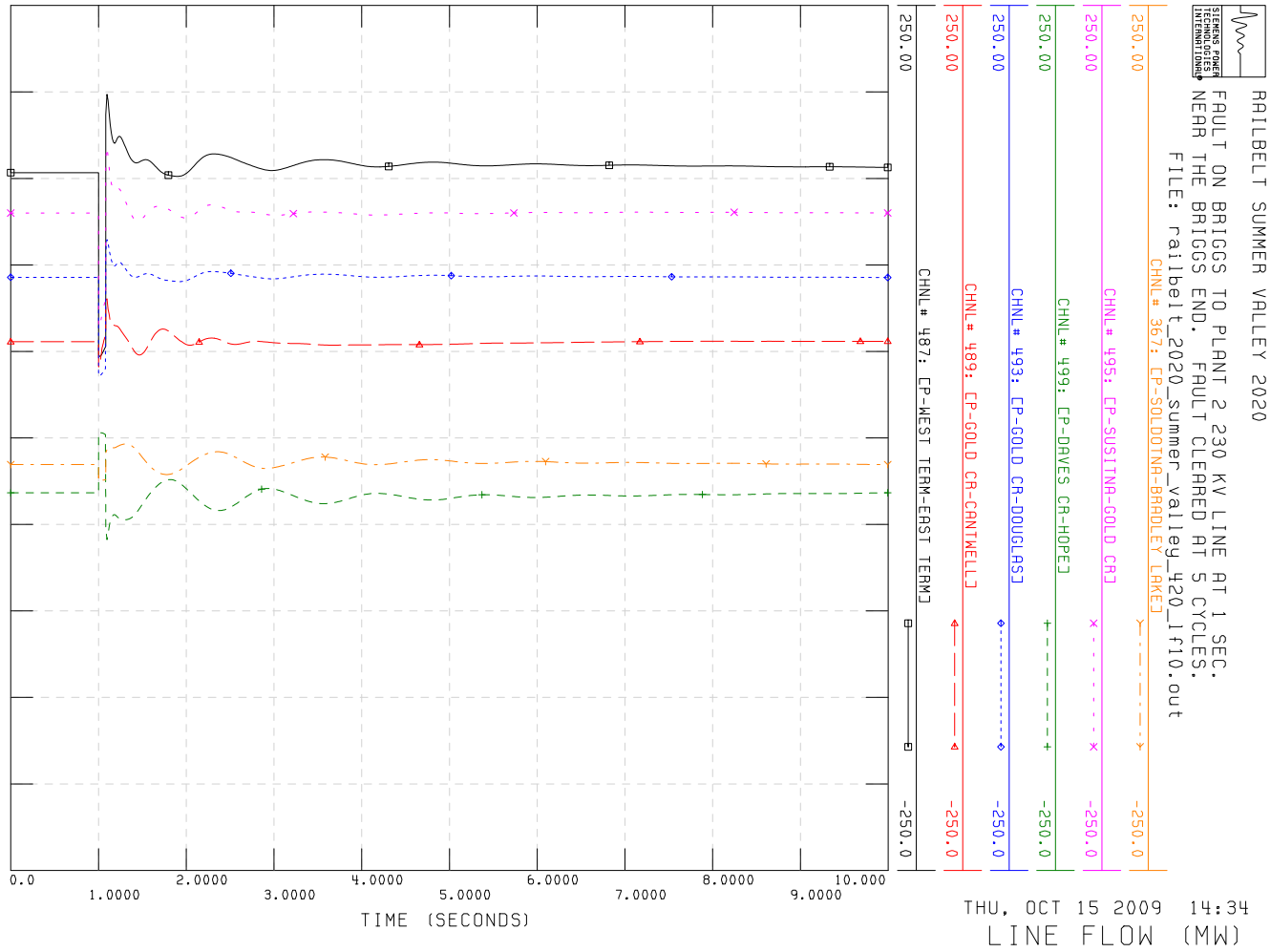
RAILBELT SUMMER VALLEY 2020
FAULT ON BRIGGS TO PLANT 2 230 KV LINE AT 1 SEC.
NEAR THE BRIGGS END. FAULT CLEARED AT 5 CYCLES.
FILE: railbelt_2020_summer_valley_420_lf10.out
CHNL# 367: CP-SOLDOTNA-BRADLEY LAKE]
CHNL# 495: CP-SUSITNA-GOLD CR]
CHNL# 499: CP-DAVES CR-HOPE]
CHNL# 493: CP-GOLD CR-DOUGLAS]
CHNL# 489: CP-GOLD CR-CANTWELL]
250.00
-250.0
CHNL# 487: CP-WEST TERM-EAST TERM]
0.0
1.0000
2.0000
3.0000
4.0000
5.0000
6.0000
7.0000
8.0000
9.0000
10.000
TIME (SECONDS)
THU, OCT 15 2009 14:34
LINE FLOW (MW)

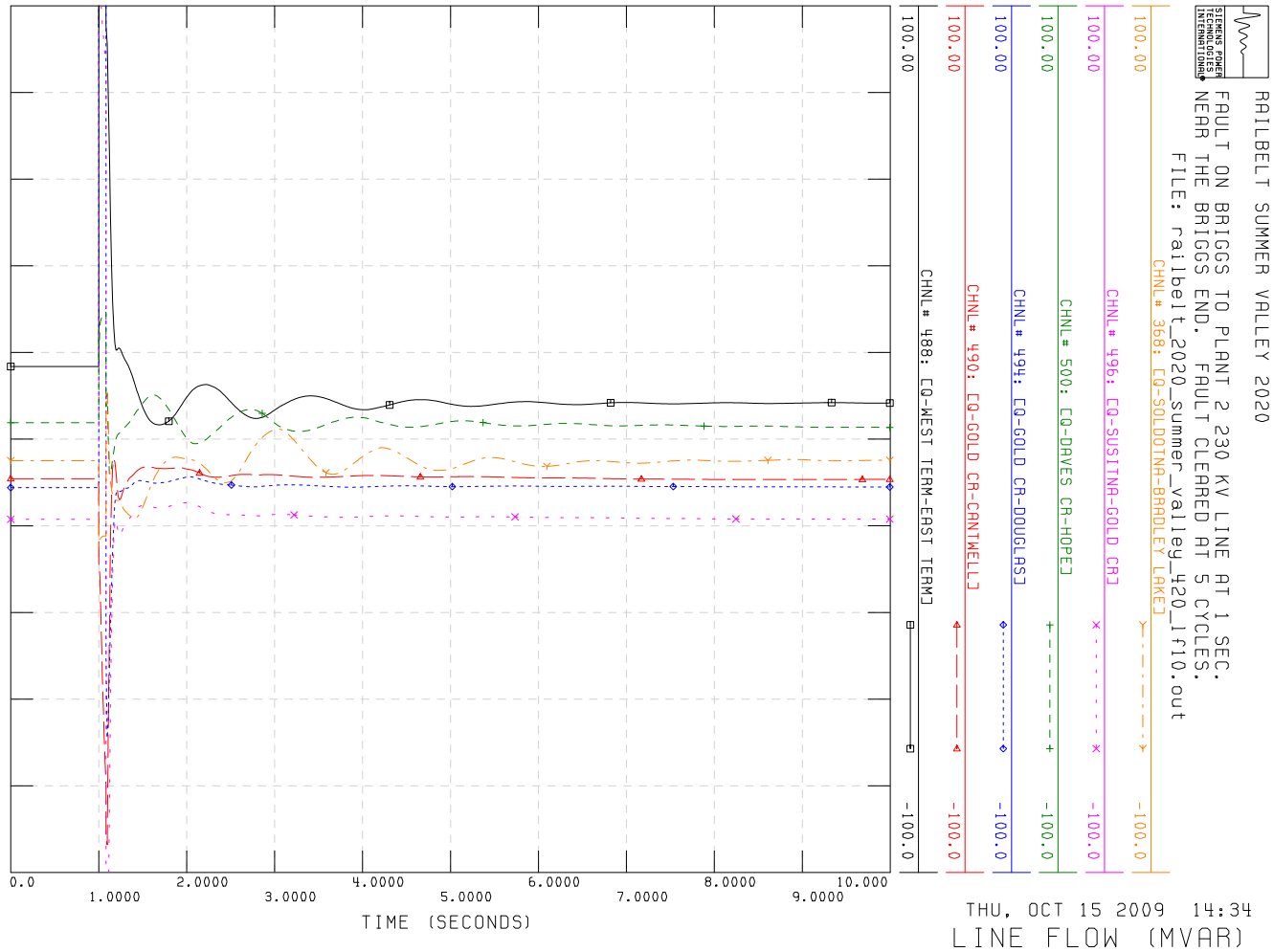
RAILBELT SUMMER VALLEY 2020
FAULT ON BRIGGS TO PLANT 2 230 KV LINE AT 1 SEC.
NEAR THE BRIGGS END. FAULT CLEARED AT 5 CYCLES.
FILE: railbelt_2020_summer_valley_420_lf10.out
CHNL# 368: CQ-SOLDOTNA-BRADLEY LAKE]
CHNL# 496: CQ-SUSITNA-GOLD CR]
CHNL# 500: CQ-DAVES CR-HOPE]
CHNL# 494: CQ-GOLD CR-DOUGLAS]
CHNL# 490: CQ-GOLD CR-CANTWELL]
100.00
-100.0
CHNL# 488: CQ-WEST TERM-EAST TERM]
0.0
1.0000
2.0000
3.0000
4.0000
5.0000
6.0000
7.0000
8.0000
9.0000
10.000
TIME (SECONDS)
THU, OCT 15 2009 14:34
LINE FLOW (MVAR)

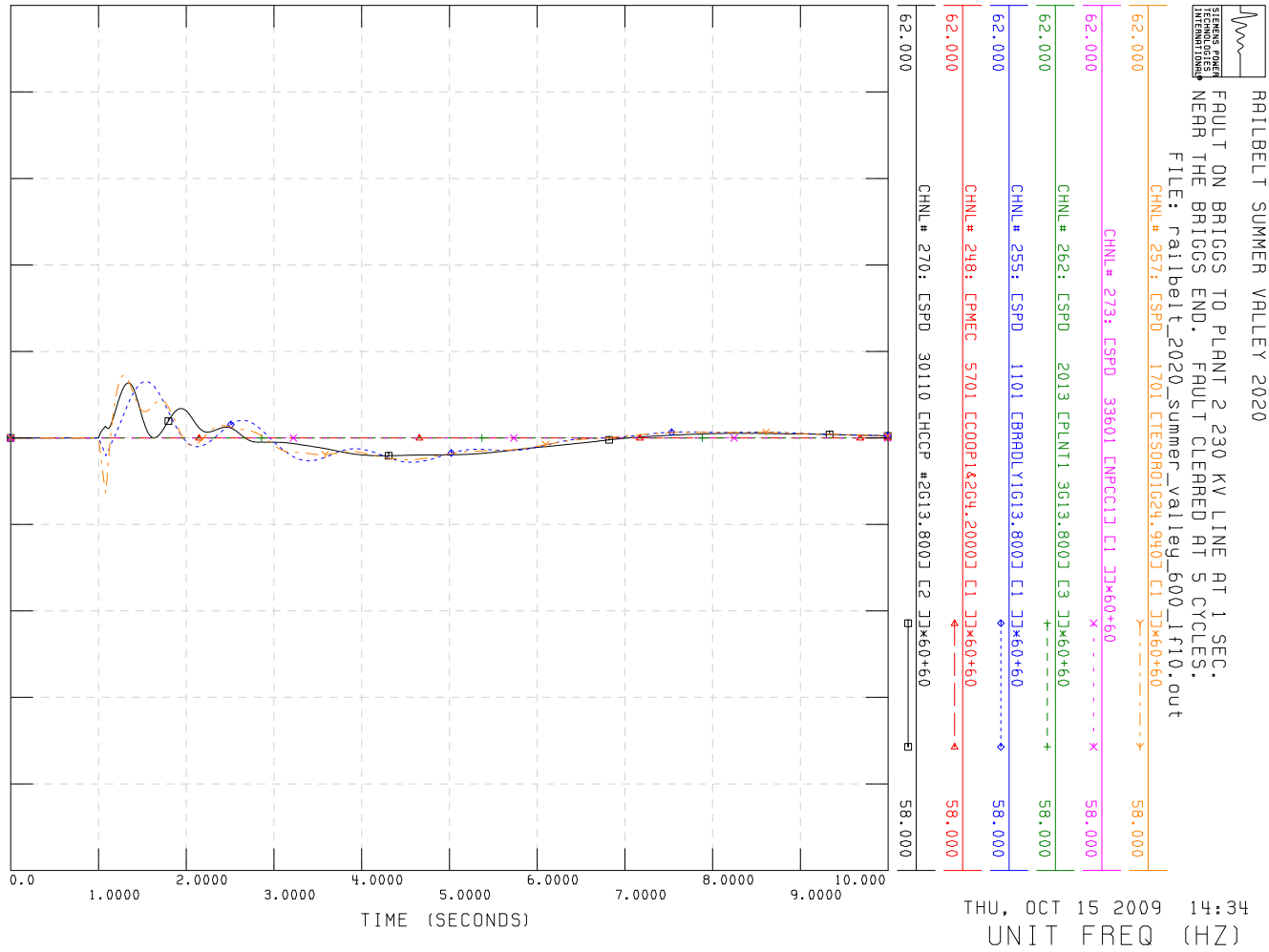
RAILBELT SUMMER VALLEY 2020
FAULT ON BRIGGS TO PLANT 2 230 KV LINE AT 1 SEC.
NEAR THE BRIGGS END. FAULT CLEARED AT 5 CYCLES.
FILE: railbelt_2020_summer_valley_600_lf10.out
CHNL # 257: CSPD 1701 CTESORO1G24.9400 C1 JJ×60+60
CHNL # 273: CSPD 33601 CNPCC1J C1 JJ×60+60
CHNL # 262: CSPD 2013 CPLNT1 3G13.8000 C3 JJ×60+60
CHNL # 255: CSPD 1101 CBRADLY1G13.8000 C1 JJ×60+60
CHNL # 248: CPMEC 5701 CCOOP1&2G4.2000J C1 JJ×60+60
62.000
58.000
CHNL # 270: CSPD 30110 CHCCP #2G13.8000 C2 JJ×60+60
0.0
1.0000
2.0000
3.0000
4.0000
5.0000
6.0000
7.0000
8.0000
9.0000
10.000
TIME (SECONDS)
THU, OCT 15 2009 14:34
UNIT FREQ (HZ)

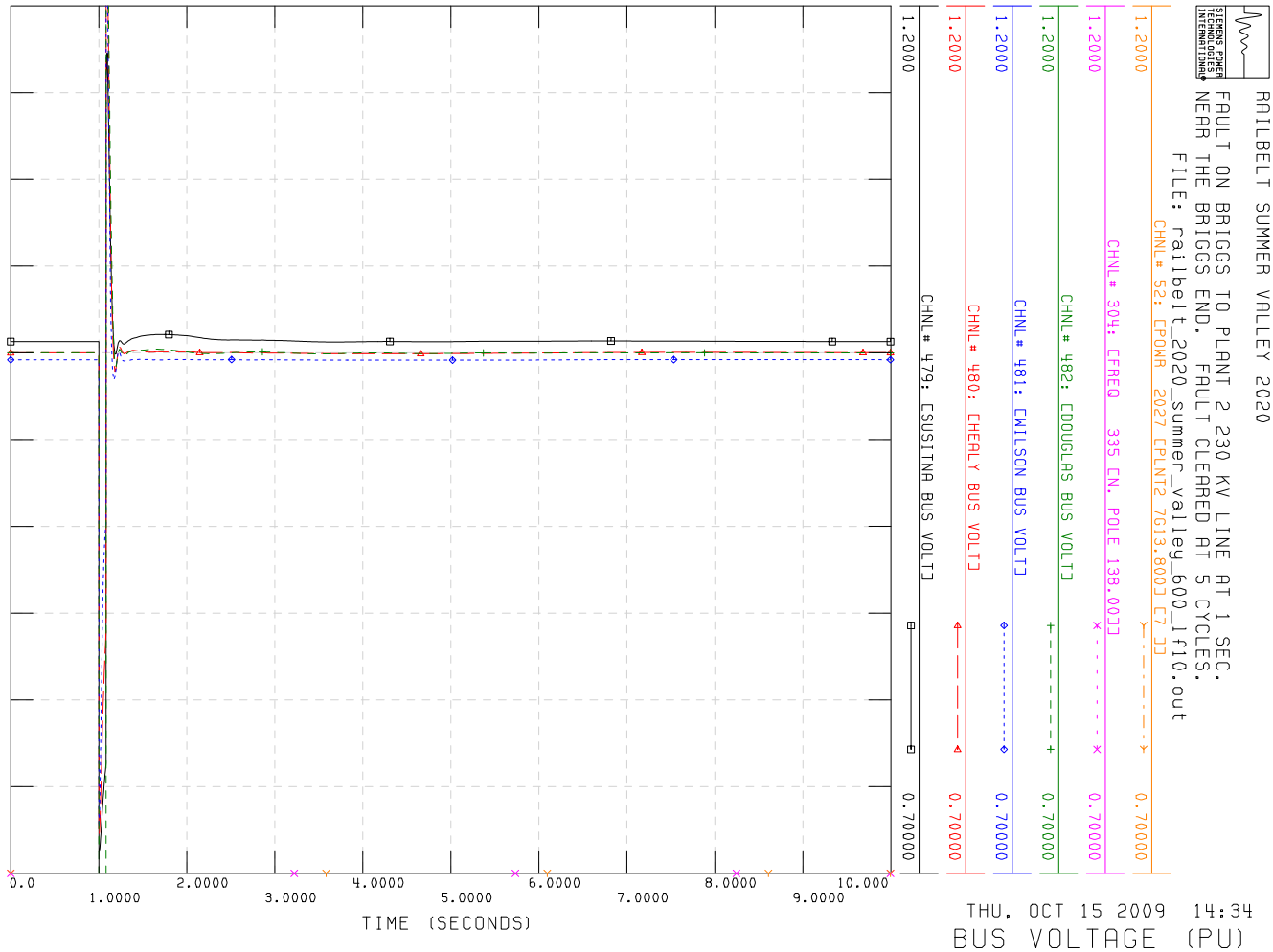
RAILBELT SUMMER VALLEY 2020
FAULT ON BRIGGS TO PLANT 2 230 KV LINE AT 1 SEC.
NEAR THE BRIGGS END. FAULT CLEARED AT 5 CYCLES.
FILE: railbelt_2020_summer_valley_600_lf10.out
CHNL # 52: CPOWR 2027 CPLNT2 7G13.800J C7 JJ
CHNL # 304: CFREQ 335 CN. POLE 138.00JJ
CHNL # 482: CDOUGLAS BUS VOLTJ
CHNL # 481: CWILSON BUS VOLTJ
CHNL # 480: CHEALY BUS VOLTJ
1.2000
0.70000
CHNL # 479: CSUSITNA BUS VOLTJ
0.0
1.0000
2.0000
3.0000
4.0000
5.0000
6.0000
7.0000
8.0000
9.0000
10.000
TIME (SECONDS)
THU, OCT 15 2009 14:34
BUS VOLTAGE (PU)

RAILBELT SUMMER VALLEY 2020

FAULT ON BRIGGS TO PLANT 2 230 KV LINE AT 1 SEC.
NEAR THE BRIGGS END. FAULT CLEARED AT 5 CYCLES.
FILE: railbelt_2020_summer_valley_600_1f10.out

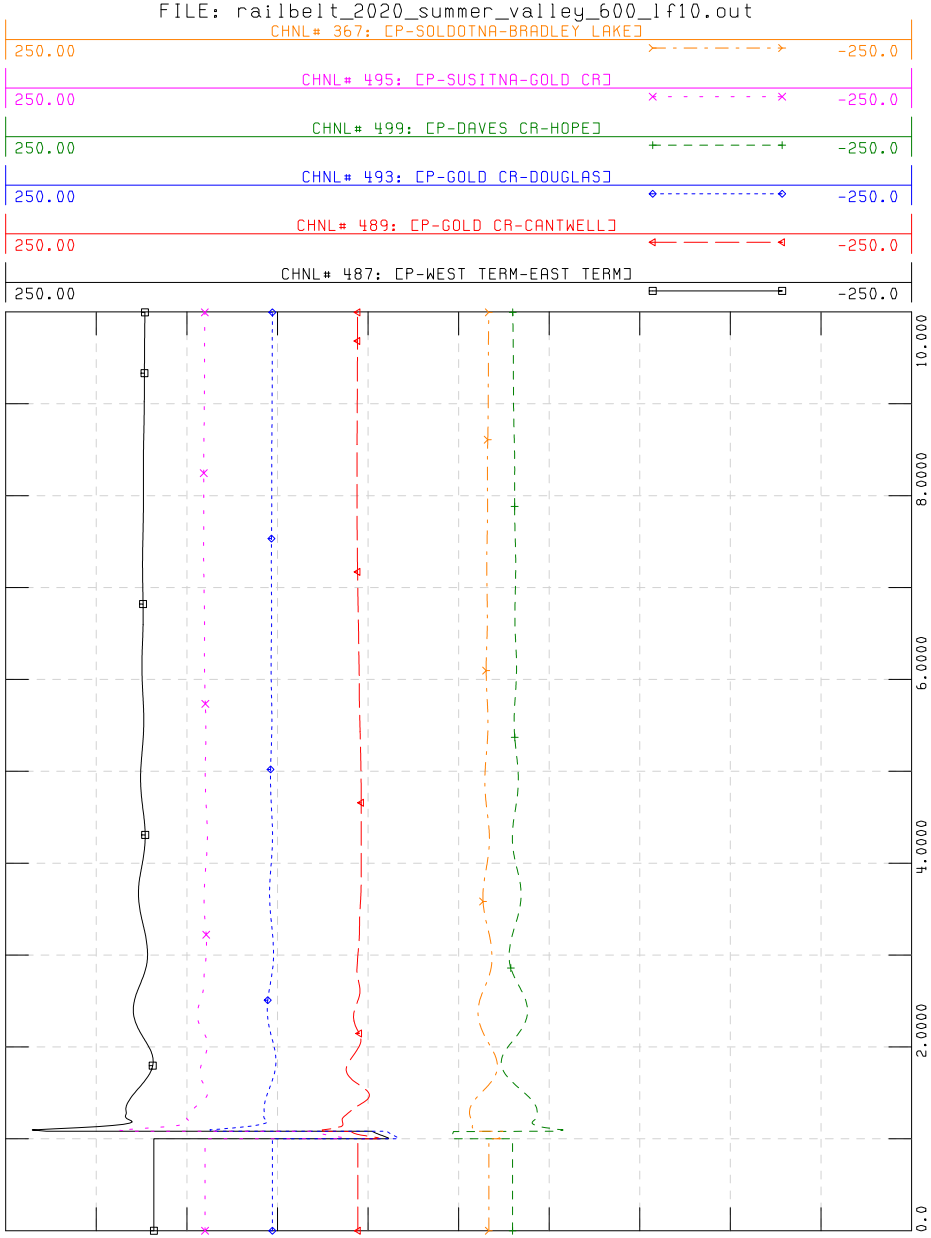

THU, OCT 15 2009 14:34
LINE FLOW (MW)

RAILBELT SUMMER VALLEY 2020

FAULT ON BRIGGS TO PLANT 2 230 KV LINE AT 1 SEC.
NEAR THE BRIGGS END. FAULT CLEARED AT 5 CYCLES.
FILE: railbelt_2020_summer_valley_600_1f10.out

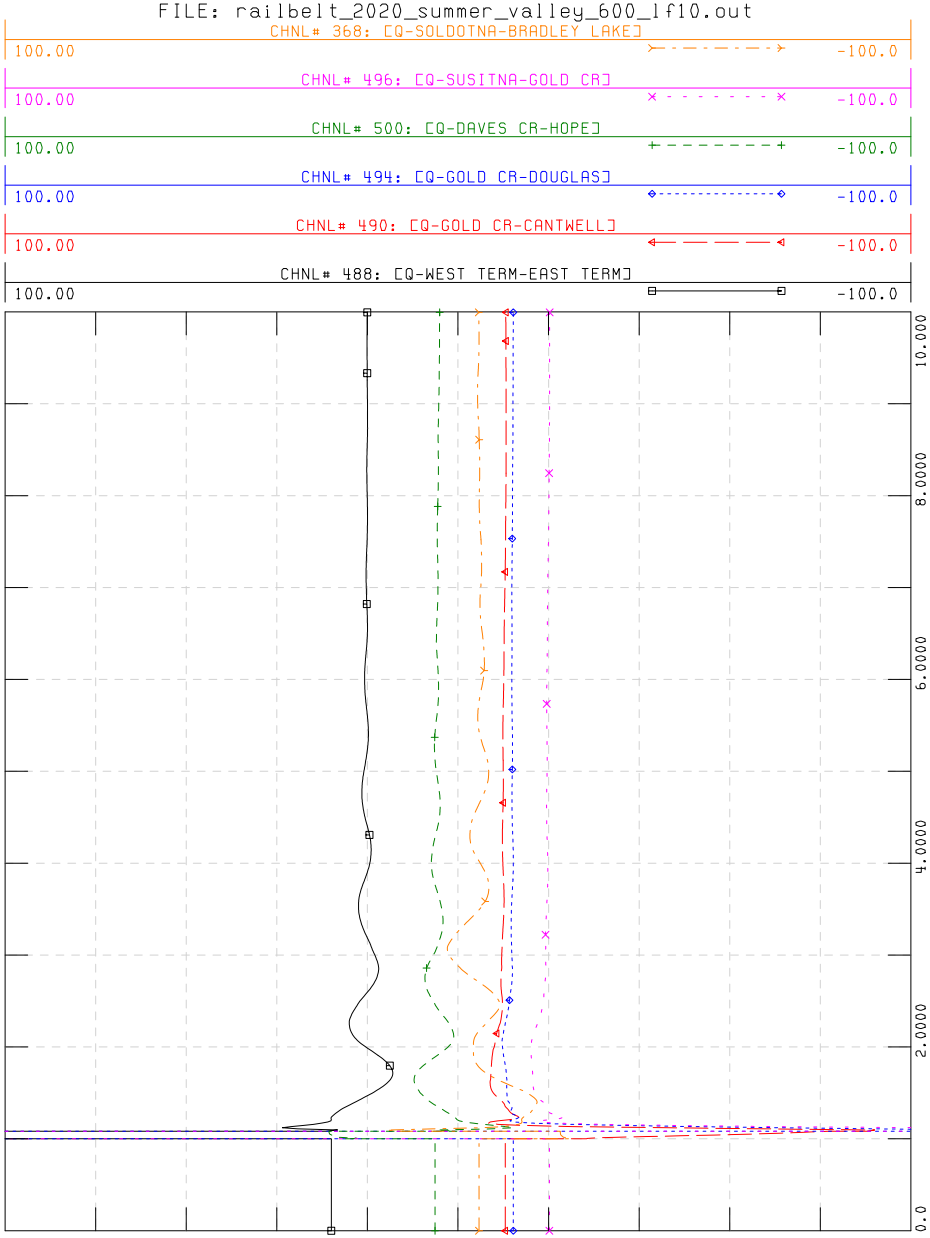

THU, OCT 15 2009 14:34
LINE FLOW (MVAR)

RAILBELT WINTER PEAK 2020

FAULT ON BRIGGS TO PLANT 2 230 KV LINE AT 1 SEC.
NEAR THE BRIGGS END. FAULT CLEARED AT 5 CYCLES.
FILE: railbelt_2020_winter_peak_420_1f10.out

THU, OCT 15 2009 14:33

UNIT FREQ (HZ)

CHNL# 257: [SPD 1701 [TESOR01G24.940] [1]]×60+60
62.000 58.000

CHNL# 273: [SPD 33601 [NPCC1] [1]]×60+60
62.000 58.000

CHNL# 262: [SPD 2013 [PLNT1 3G13.800] [3]]×60+60
62.000 58.000

CHNL# 255: [SPD 1101 [BRADLY1G13.800] [1]]×60+60
62.000 58.000

CHNL# 248: [PMEC 5701 [COOP1&2G4.2000] [1]]×60+60
62.000 58.000

CHNL# 270: [SPD 30110 [HCCP #2G13.800] [2]]×60+60
62.000 58.000

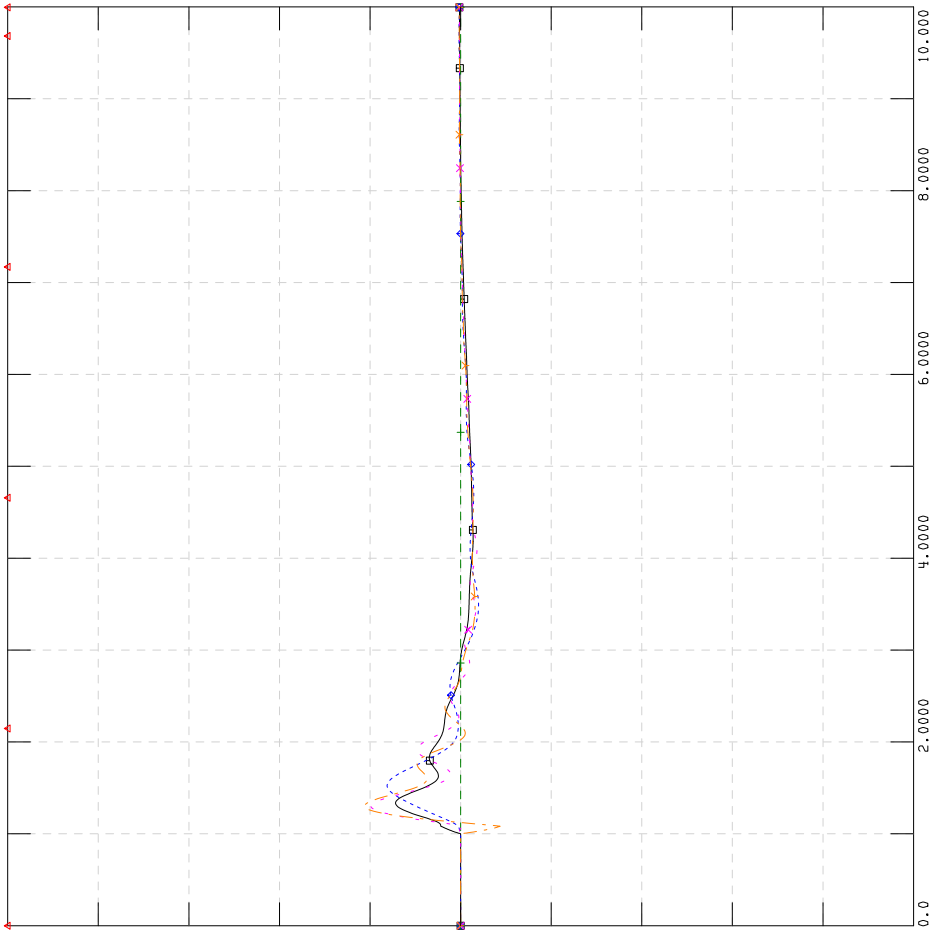

RAILBELT WINTER PEAK 2020

FAULT ON BRIGGS TO PLANT 2 230 KV LINE AT 1 SEC.
NEAR THE BRIGGS END. FAULT CLEARED AT 5 CYCLES.
FILE: railbelt_2020_winter_peak_420_1f10.out

THU, OCT 15 2009 14:34

BUS VOLTAGE (PU)

CHNL# 52: [POWR 2027 [PLNT2 7G13.800] [7]]
1.2000 0.70000

CHNL# 304: [FREQ 335 [N. POLE 138.00]]
1.2000 0.70000

CHNL# 482: [DOUGLAS BUS VOLT]
1.2000 0.70000

CHNL# 481: [WILSON BUS VOLT]
1.2000 0.70000

CHNL# 480: [HEALY BUS VOLT]
1.2000 0.70000

CHNL# 479: [SUSITNA BUS VOLT]
1.2000 0.70000

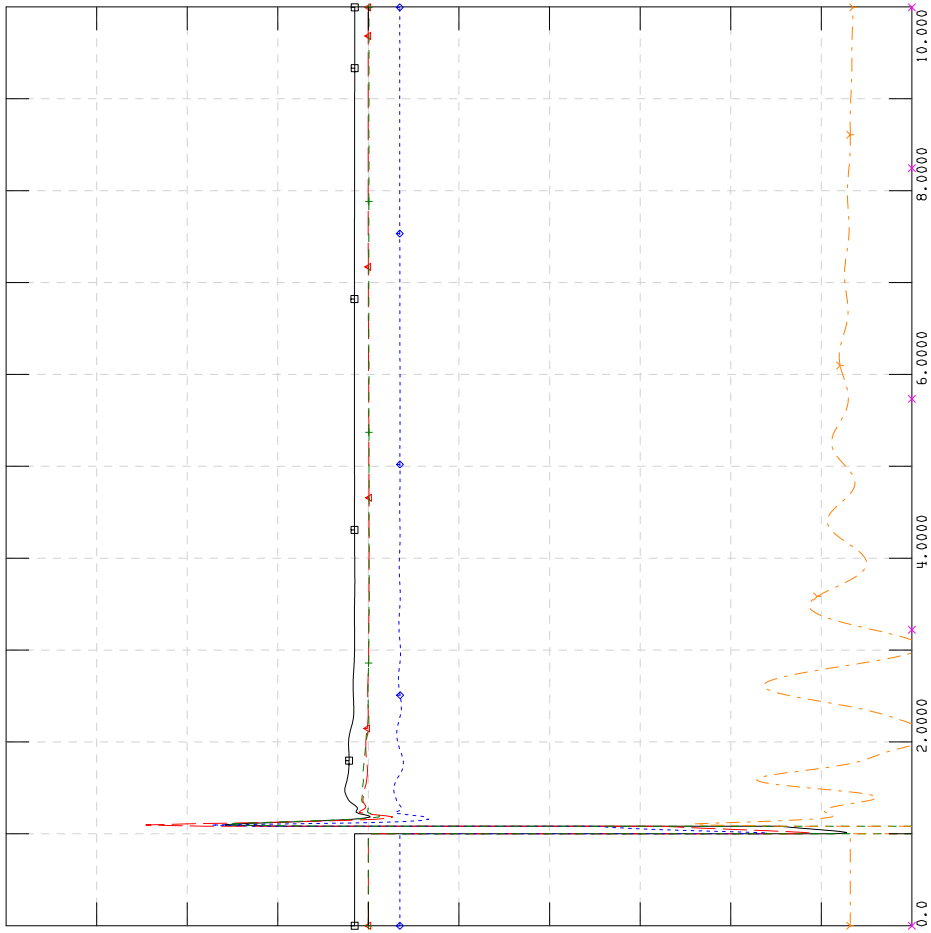

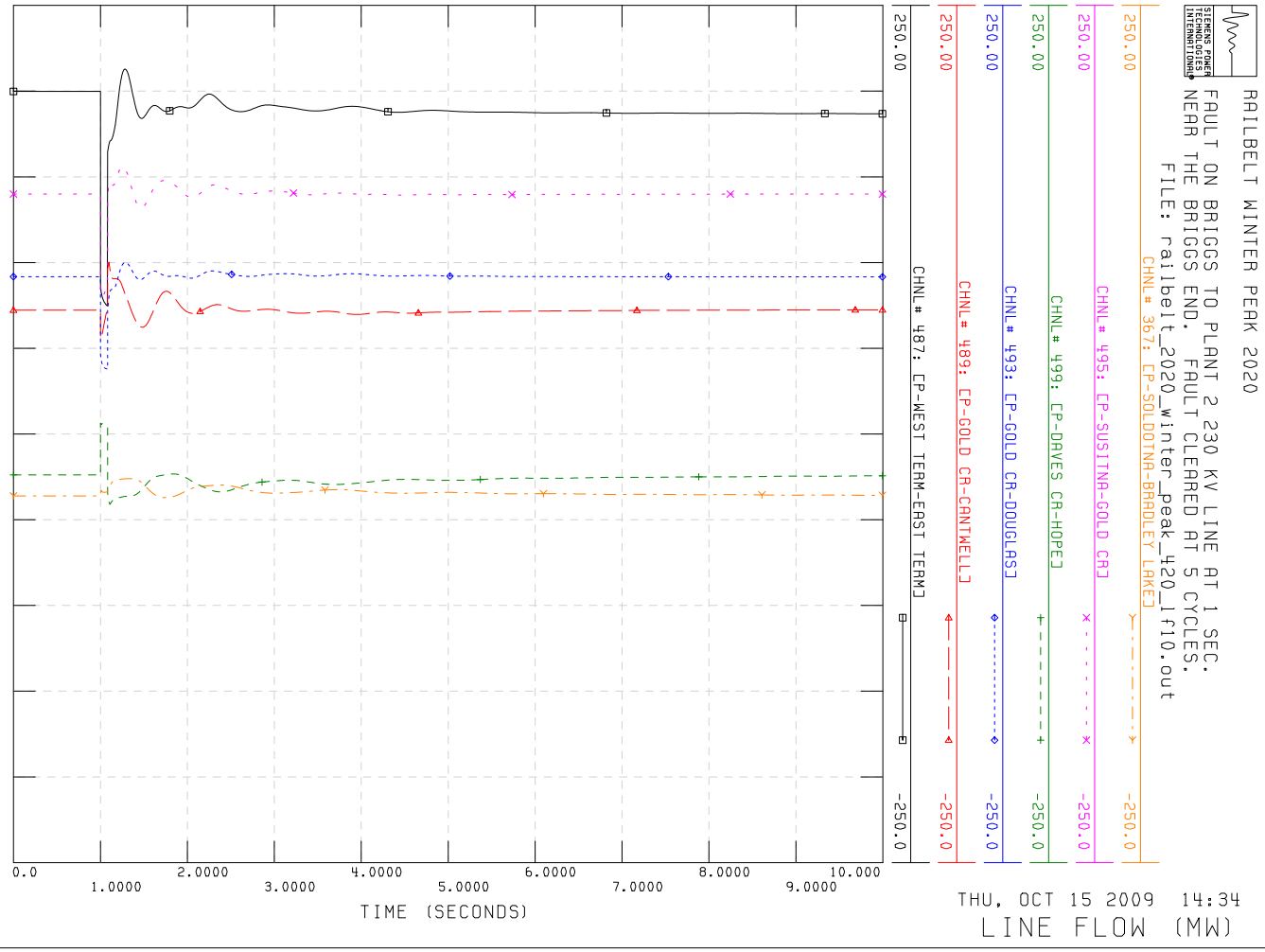
RAILBELT WINTER PEAK 2020
FAULT ON BRIGGS TO PLANT 2 230 KV LINE AT 1 SEC.
NEAR THE BRIGGS END. FAULT CLEARED AT 5 CYCLES.
FILE: railbelt_2020_winter_peak_420_lf10.out
CHNL# 367: CP-SOLDOTNA-BRADLEY LAKE
CHNL# 495: CP-SUSITNA-GOLD CR
CHNL# 499: CP-DAVES CR-HOPE
CHNL# 493: CP-GOLD CR-DOUGLAS
CHNL# 489: CP-GOLD CR-CANTWELL
CHNL# 487: CP-WEST TERM-EAST TERM
250.00
-250.0
TIME (SECONDS)
0.0
1.0000
2.0000
3.0000
4.0000
5.0000
6.0000
7.0000
8.0000
9.0000
10.000
THU, OCT 15 2009 14:34
LINE FLOW (MW)

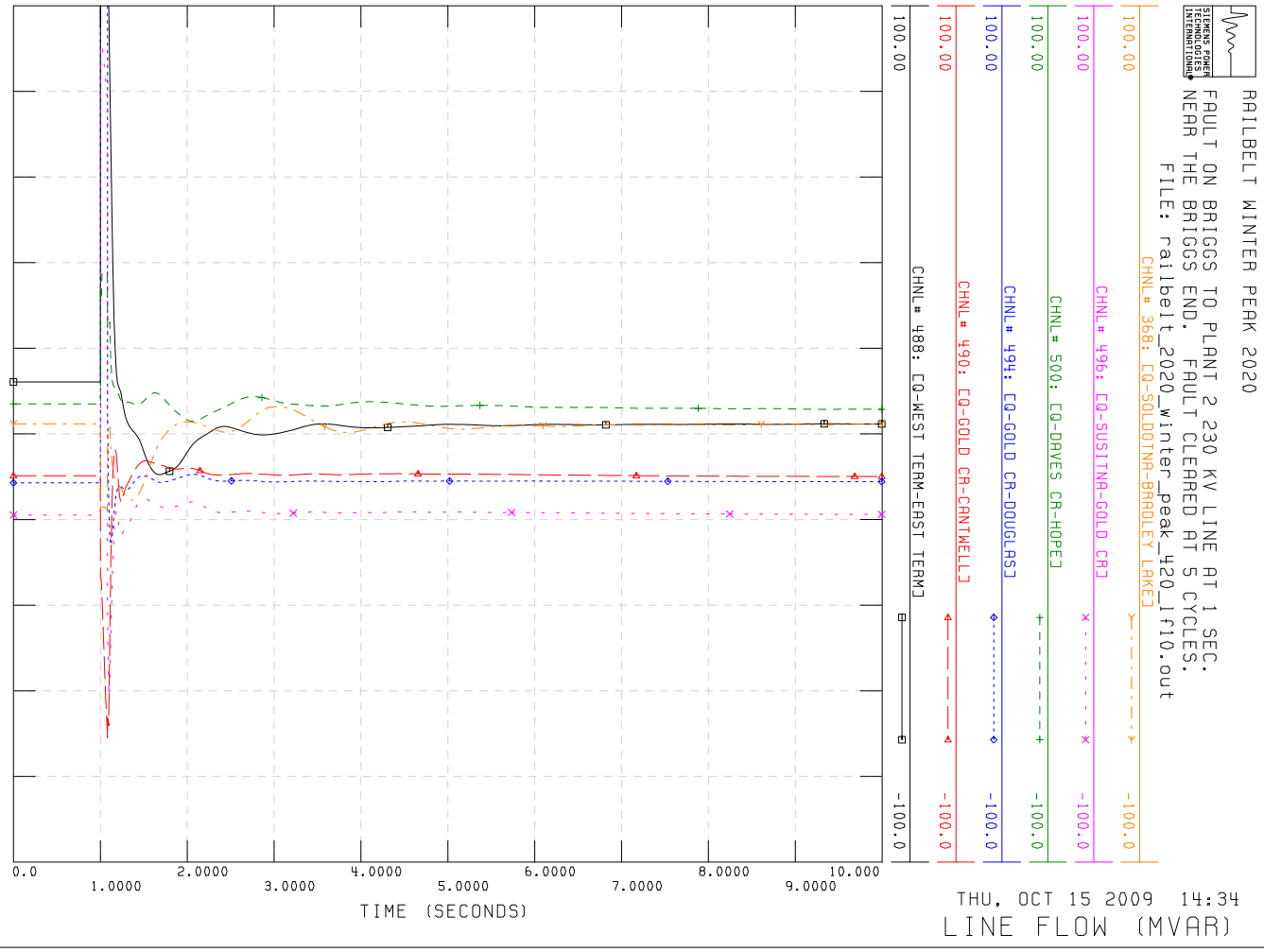
RAILBELT WINTER PEAK 2020
FAULT ON BRIGGS TO PLANT 2 230 KV LINE AT 1 SEC.
NEAR THE BRIGGS END. FAULT CLEARED AT 5 CYCLES.
FILE: railbelt_2020_winter_peak_420_lf10.out
CHNL# 368: CQ-SOLDOTNA-BRADLEY LAKE
CHNL# 496: CQ-SUSITNA-GOLD CR
CHNL# 500: CQ-DAVES CR-HOPE
CHNL# 494: CQ-GOLD CR-DOUGLAS
CHNL# 490: CQ-GOLD CR-CANTWELL
CHNL# 488: CQ-WEST TERM-EAST TERM
100.00
-100.0
TIME (SECONDS)
0.0
1.0000
2.0000
3.0000
4.0000
5.0000
6.0000
7.0000
8.0000
9.0000
10.000
THU, OCT 15 2009 14:34
LINE FLOW (MVAR)

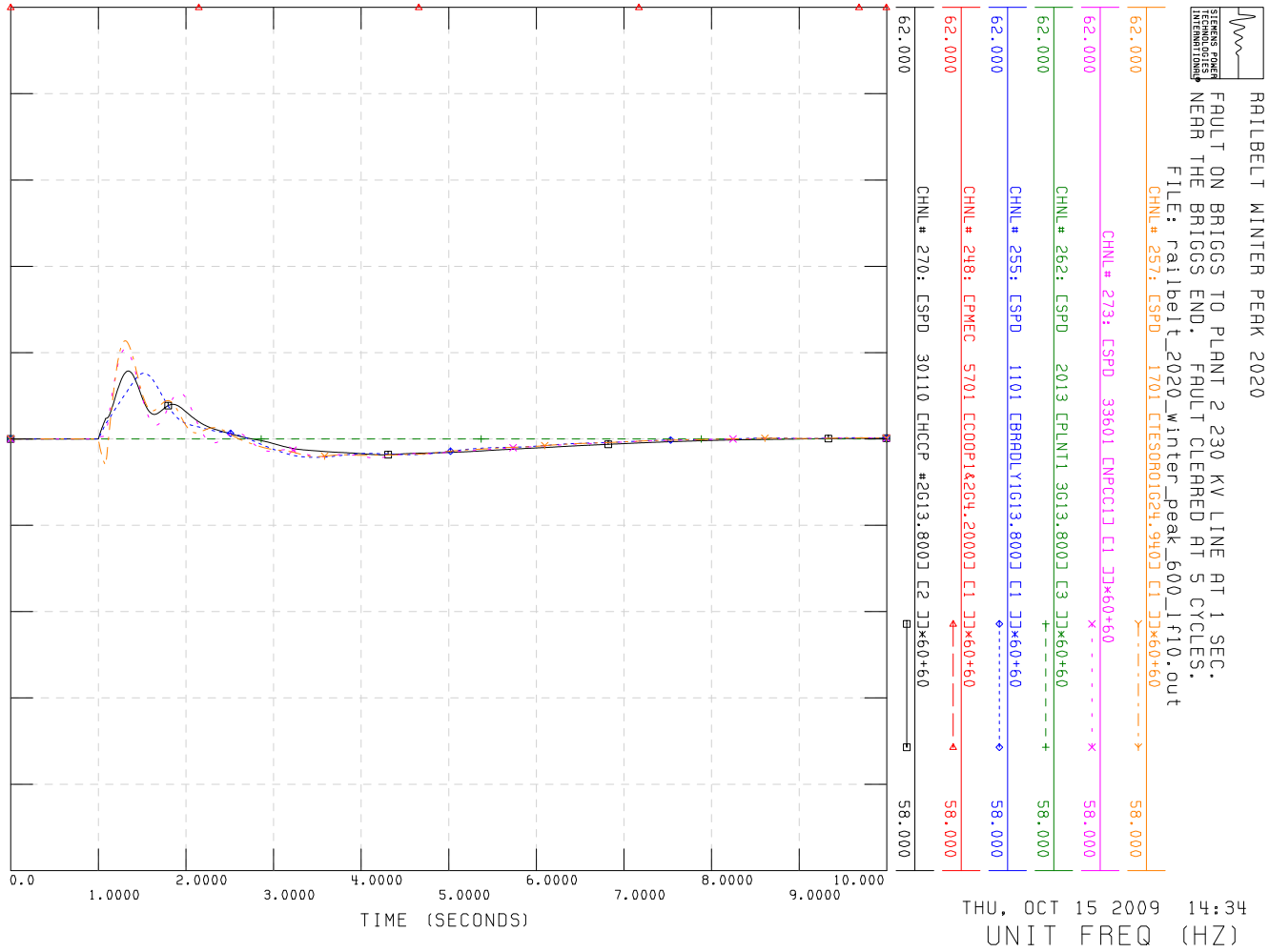
RAILBELT WINTER PEAK 2020
FAULT ON BRIGGS TO PLANT 2 230 KV LINE AT 1 SEC.
NEAR THE BRIGGS END. FAULT CLEARED AT 5 CYCLES.
FILE: railbelt_2020_winter_peak_600_lf10.out
CHNL# 257: CSPD 1701 CTESORO1G24.9kOJ C1 JJ×60+60
CHNL# 273: CSPD 33601 CNPCC1J C1 JJ×60+60
CHNL# 262: CSPD 2013 CPLNT1 3G13.800J C3 JJ×60+60
CHNL# 255: CSPD 1101 CBRADLY1G13.800J C1 JJ×60+60
CHNL# 248: CPMEC 5701 CCOOPI&2G4.2000J C1 JJ×60+60
CHNL# 270: CSPD 30110 CHCCP #2G13.800J C2 JJ×60+60
62.000
58.000
0.0
1.0000
2.0000
3.0000
4.0000
5.0000
6.0000
7.0000
8.0000
9.0000
10.000
TIME (SECONDS)
THU, OCT 15 2009 14:34
UNIT FREQ (HZ)

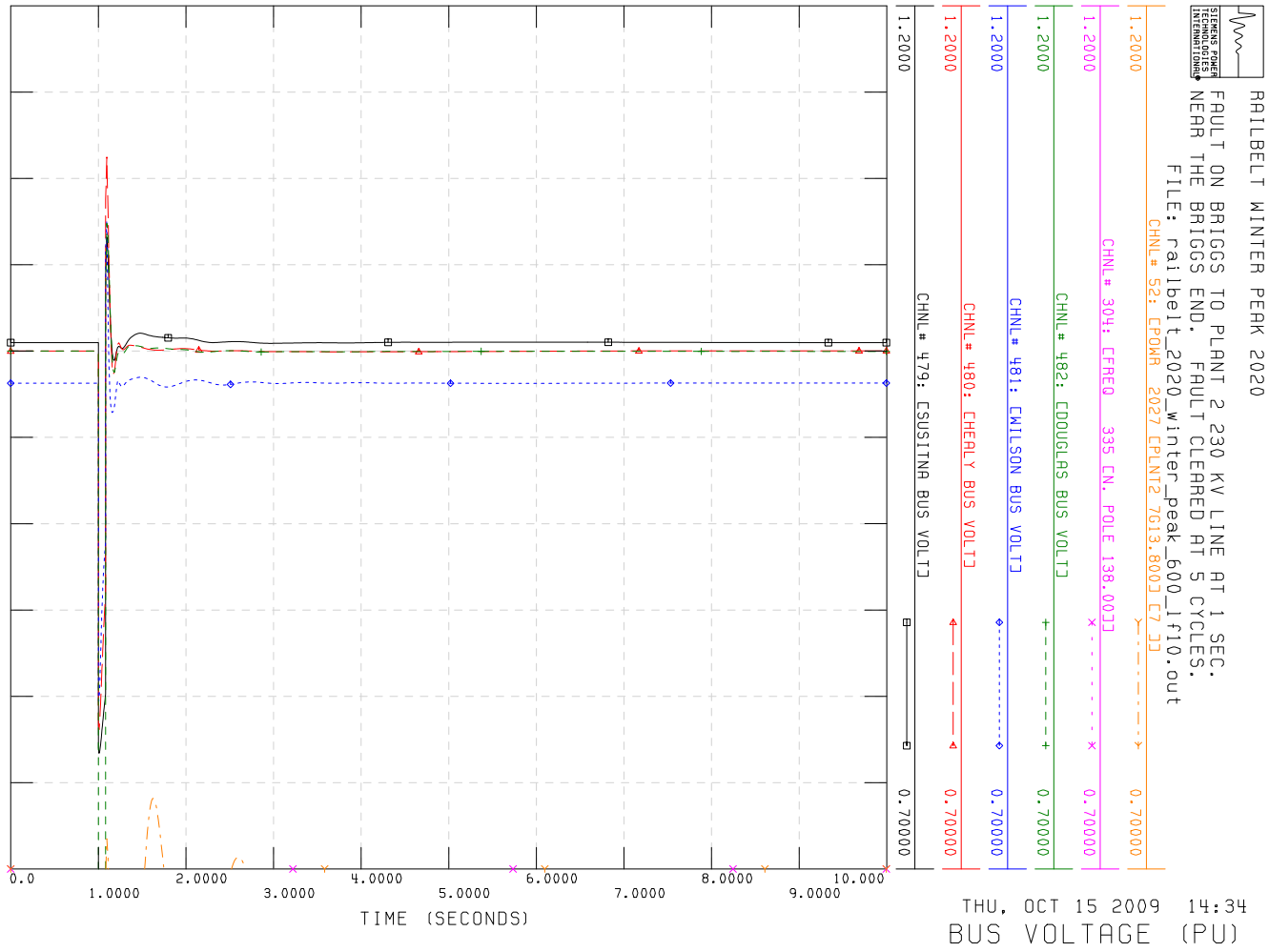
RAILBELT WINTER PEAK 2020
FAULT ON BRIGGS TO PLANT 2 230 KV LINE AT 1 SEC.
NEAR THE BRIGGS END. FAULT CLEARED AT 5 CYCLES.
FILE: railbelt_2020_winter_peak_600_lf10.out
CHNL# 52: CPOWR 2027 CPLNT2 7G13.800J C7 JJ
CHNL# 304: CFREQ 335 CN. POLE 138.00JJ
CHNL# 482: CDOUGLAS BUS VOLTJ
CHNL# 481: CWILSON BUS VOLTJ
CHNL# 480: CHEALY BUS VOLTJ
CHNL# 479: CSUSITNA BUS VOLTJ
1.2000
0.70000
0.0
1.0000
2.0000
3.0000
4.0000
5.0000
6.0000
7.0000
8.0000
9.0000
10.000
TIME (SECONDS)
THU, OCT 15 2009 14:34
BUS VOLTAGE (PU)

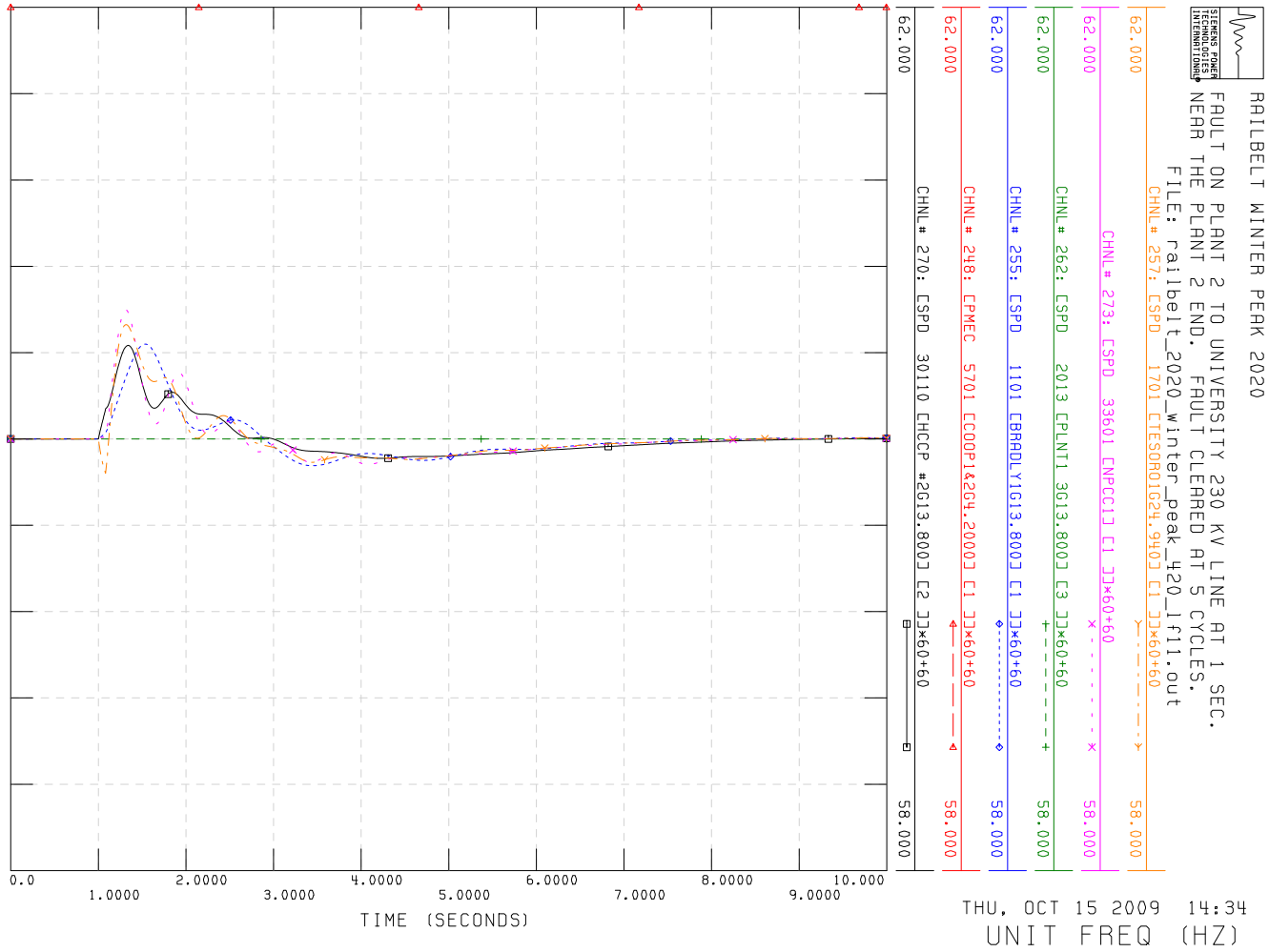
RAILBELT WINTER PEAK 2020
FAULT ON PLANT 2 TO UNIVERSITY 230 KV LINE AT 1 SEC.
NEAR THE PLANT 2 END. FAULT CLEARED AT 5 CYCLES.
FILE: railbelt_2020_winter_peak_420_lf11.out
CHNL# 257: [SPD 1701 [TESORO1G24.940] [1]]*60+60
CHNL# 273: [SPD 33601 [NPCC1] [1]]*60+60
CHNL# 262: [SPD 2013 [PLNT1 3G13.800] [3]]*60+60
CHNL# 255: [SPD 1101 [BRADLY1G13.800] [1]]*60+60
CHNL# 248: [PMEC 5701 [COOP1&2G4.2000] [1]]*60+60
CHNL# 270: [SPD 30110 [HCCP #2G13.800] [2]]*60+60
62.000
58.000
0.0
1.0000
2.0000
3.0000
4.0000
5.0000
6.0000
7.0000
8.0000
9.0000
10.000
TIME (SECONDS)
THU, OCT 15 2009 14:34
UNIT FREQ (HZ)

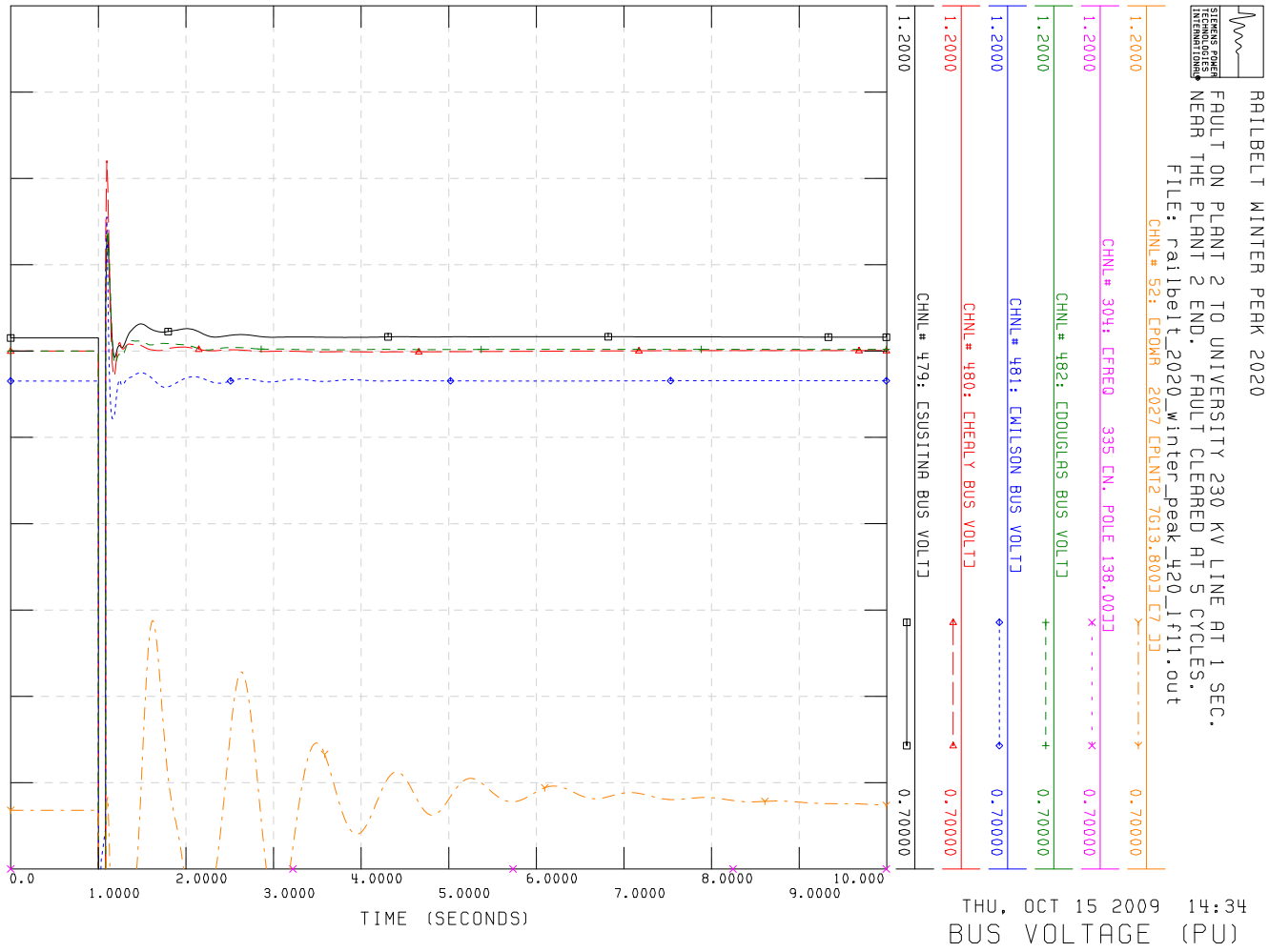
RAILBELT WINTER PEAK 2020
FAULT ON PLANT 2 TO UNIVERSITY 230 KV LINE AT 1 SEC.
NEAR THE PLANT 2 END. FAULT CLEARED AT 5 CYCLES.
FILE: railbelt_2020_winter_peak_420_lf11.out
CHNL# 52: [POWR 2027 [PLNT2 7G13.800] [7]]
CHNL# 304: [FREQ 335 [N. POLE 138.00]]
CHNL# 482: [DOUGLAS BUS VOLT]
CHNL# 481: [WILSON BUS VOLT]
CHNL# 480: [HEALY BUS VOLT]
CHNL# 479: [SUSITNA BUS VOLT]
1.2000
0.70000
0.0
1.0000
2.0000
3.0000
4.0000
5.0000
6.0000
7.0000
8.0000
9.0000
10.000
TIME (SECONDS)
THU, OCT 15 2009 14:34
BUS VOLTAGE (PU)

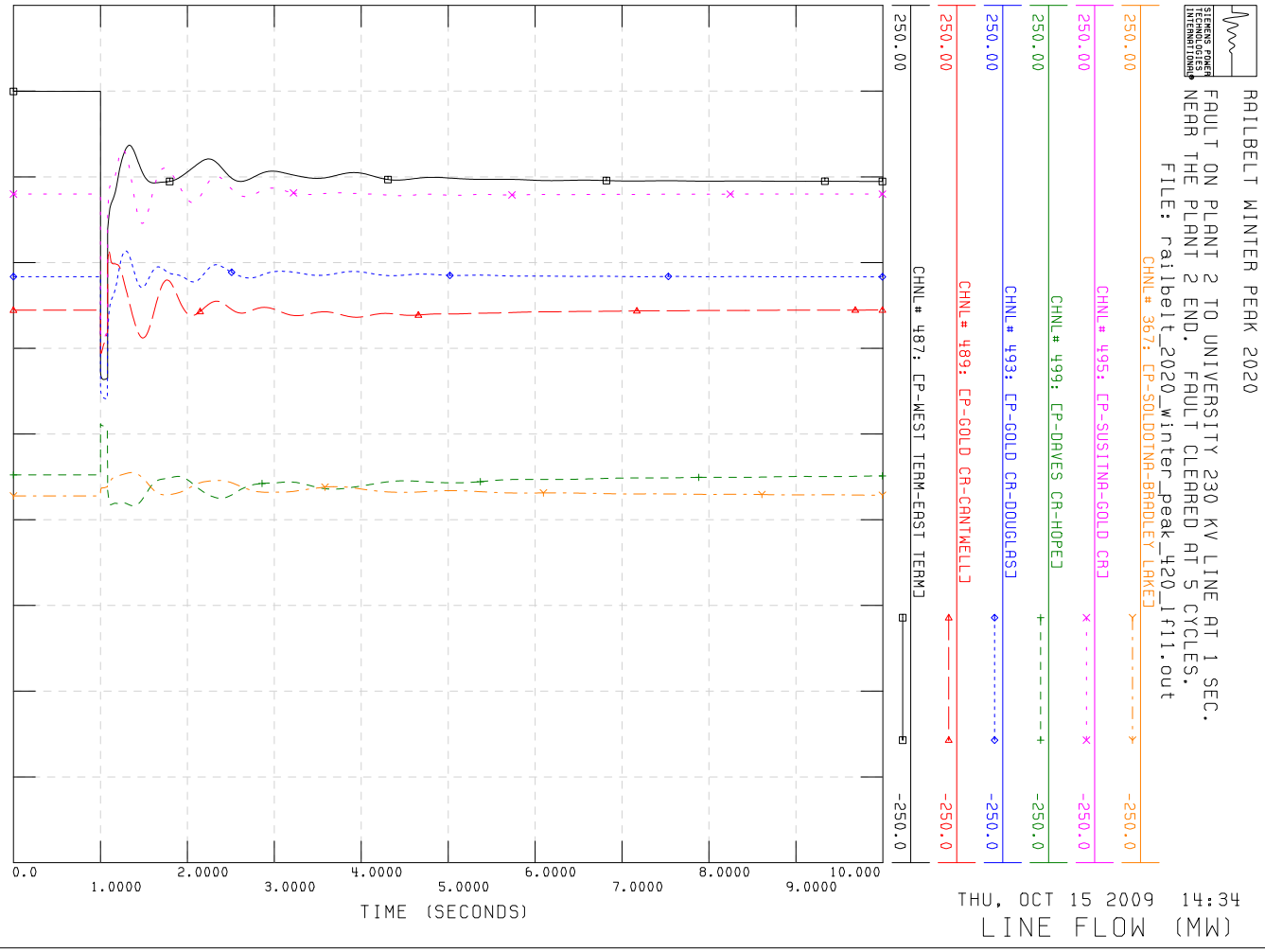
RAILBELT WINTER PEAK 2020
FAULT ON PLANT 2 TO UNIVERSITY 230 KV LINE AT 1 SEC.
NEAR THE PLANT 2 END. FAULT CLEARED AT 5 CYCLES.
FILE: railbelt_2020_winter_peak_420_lf11.out
CHNL# 367: CP-SOLDOTNA-BRADLEY LAKE
CHNL# 495: CP-SUSITNA-GOLD CR3
CHNL# 499: CP-DAVES CR-HOPE3
CHNL# 493: CP-GOLD CR-DOUGLAS3
CHNL# 489: CP-GOLD CR-CANTWELL3
250.00
-250.0
CHNL# 487: CP-WEST TERM-EAST TERM3
0.0
1.0000
2.0000
3.0000
4.0000
5.0000
6.0000
7.0000
8.0000
9.0000
10.000
TIME (SECONDS)
THU, OCT 15 2009 14:34
LINE FLOW (MW)

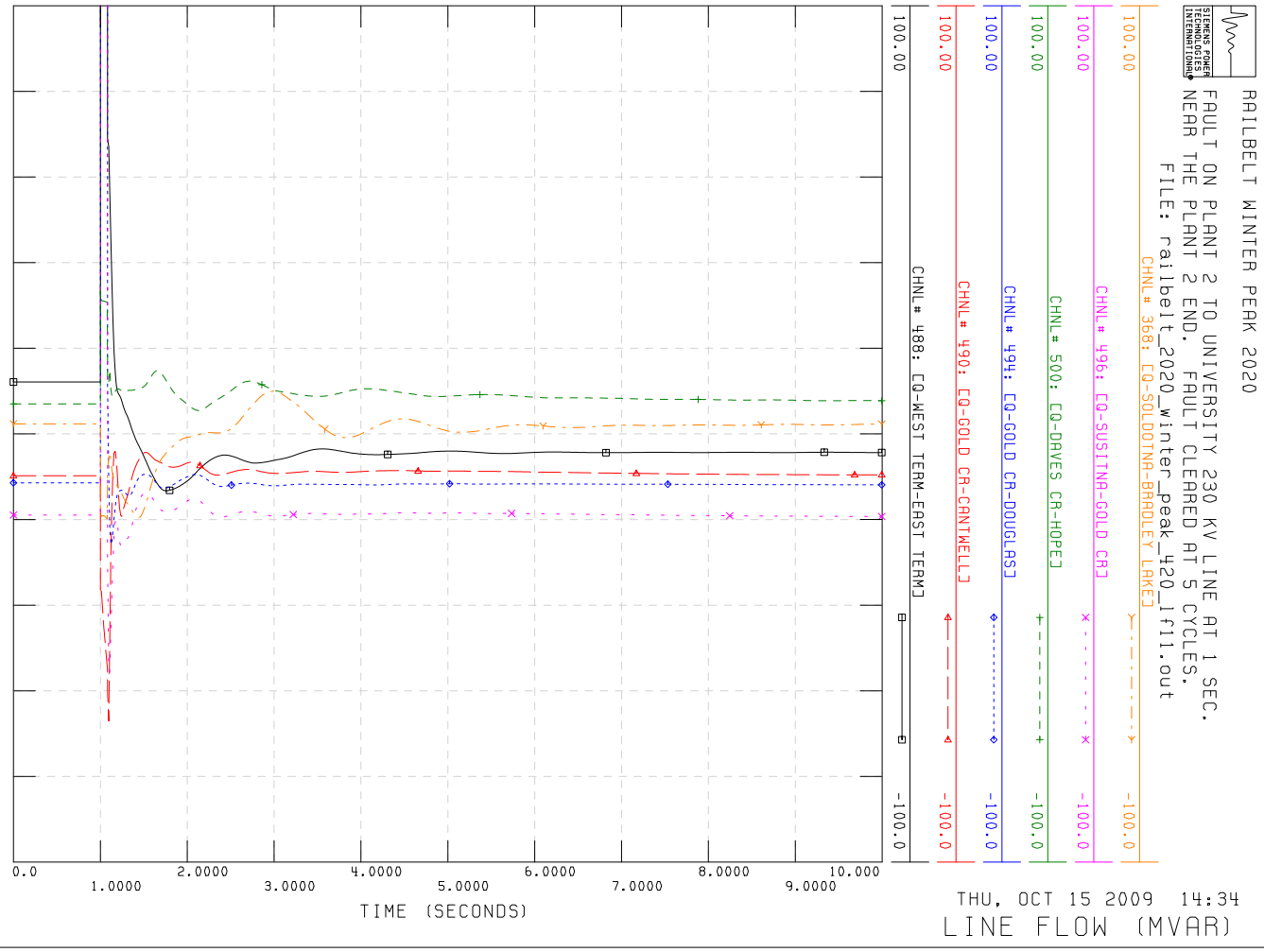
RAILBELT WINTER PEAK 2020
FAULT ON PLANT 2 TO UNIVERSITY 230 KV LINE AT 1 SEC.
NEAR THE PLANT 2 END. FAULT CLEARED AT 5 CYCLES.
FILE: railbelt_2020_winter_peak_420_lf11.out
CHNL# 368: CQ-SOLDOTNA-BRADLEY LAKE3
CHNL# 496: CQ-SUSITNA-GOLD CR3
CHNL# 500: CQ-DAVES CR-HOPE3
CHNL# 494: CQ-GOLD CR-DOUGLAS3
CHNL# 490: CQ-GOLD CR-CANTWELL3
100.00
-100.0
CHNL# 488: CQ-WEST TERM-EAST TERM3
0.0
1.0000
2.0000
3.0000
4.0000
5.0000
6.0000
7.0000
8.0000
9.0000
10.000
TIME (SECONDS)
THU, OCT 15 2009 14:34
LINE FLOW (MVAR)

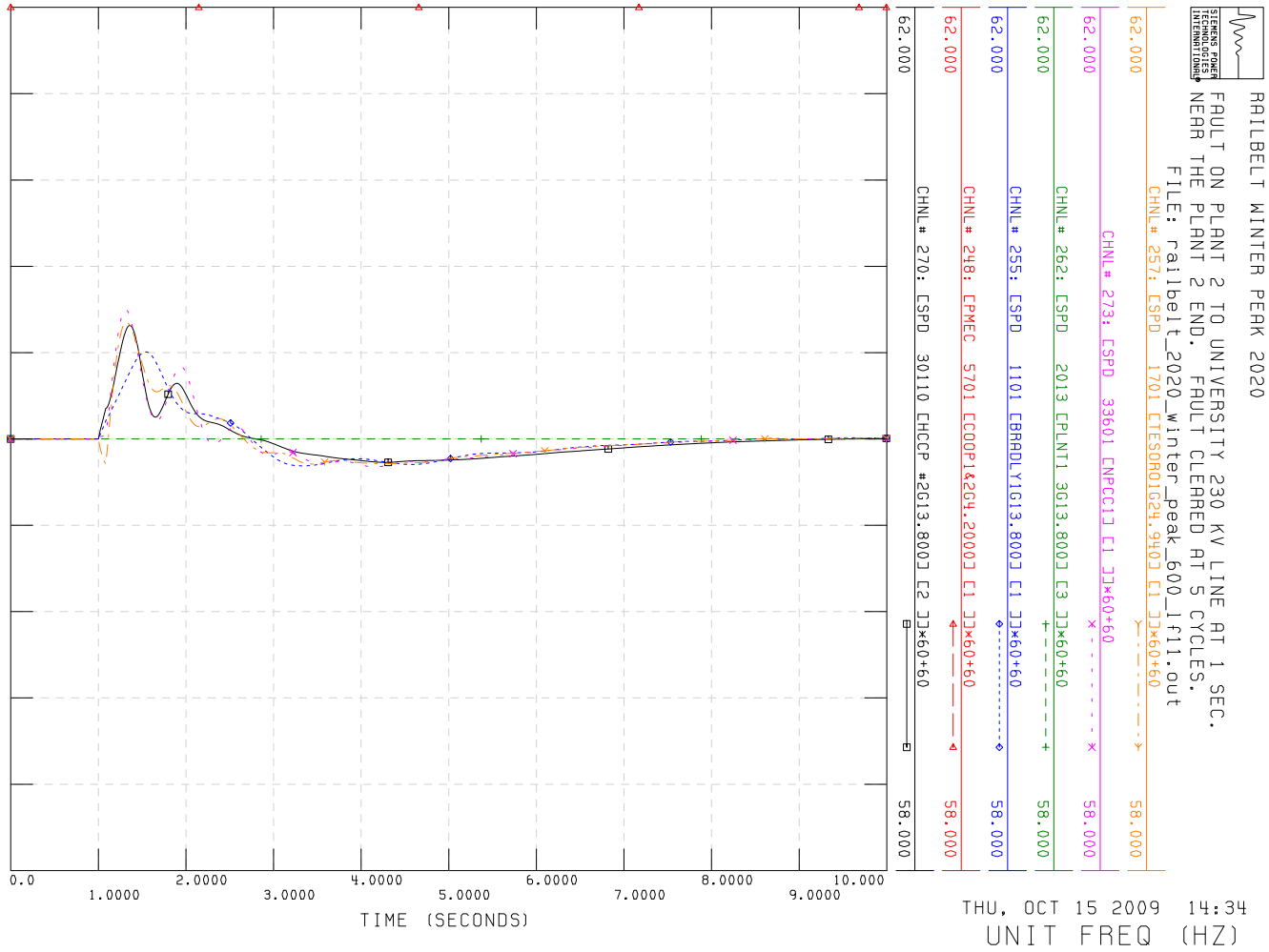
RAILBELT WINTER PEAK 2020
FAULT ON PLANT 2 TO UNIVERSITY 230 KV LINE AT 1 SEC.
NEAR THE PLANT 2 END. FAULT CLEARED AT 5 CYCLES.
FILE: railbelt_2020_winter_peak_600_lf11.out
CHNL# 257: CSPD 1701 CTESORO1G24.9400 C1 JJ×60+60
CHNL# 273: CSPD 33601 CNPCC1J C1 JJ×60+60
CHNL# 262: CSPD 2013 CPLNT1 3G13.8000 C3 JJ×60+60
CHNL# 255: CSPD 1101 CBRADLY1G13.8000 C1 JJ×60+60
CHNL# 248: CPMEC 5701 CCOOPI&G4.2000J C1 JJ×60+60
CHNL# 270: CSPD 30110 CHCCP #2G13.8000 C2 JJ×60+60
62.000
58.000
0.0
1.0000
2.0000
3.0000
4.0000
5.0000
6.0000
7.0000
8.0000
9.0000
10.000
TIME (SECONDS)
THU, OCT 15 2009 14:34
UNIT FREQ (HZ)

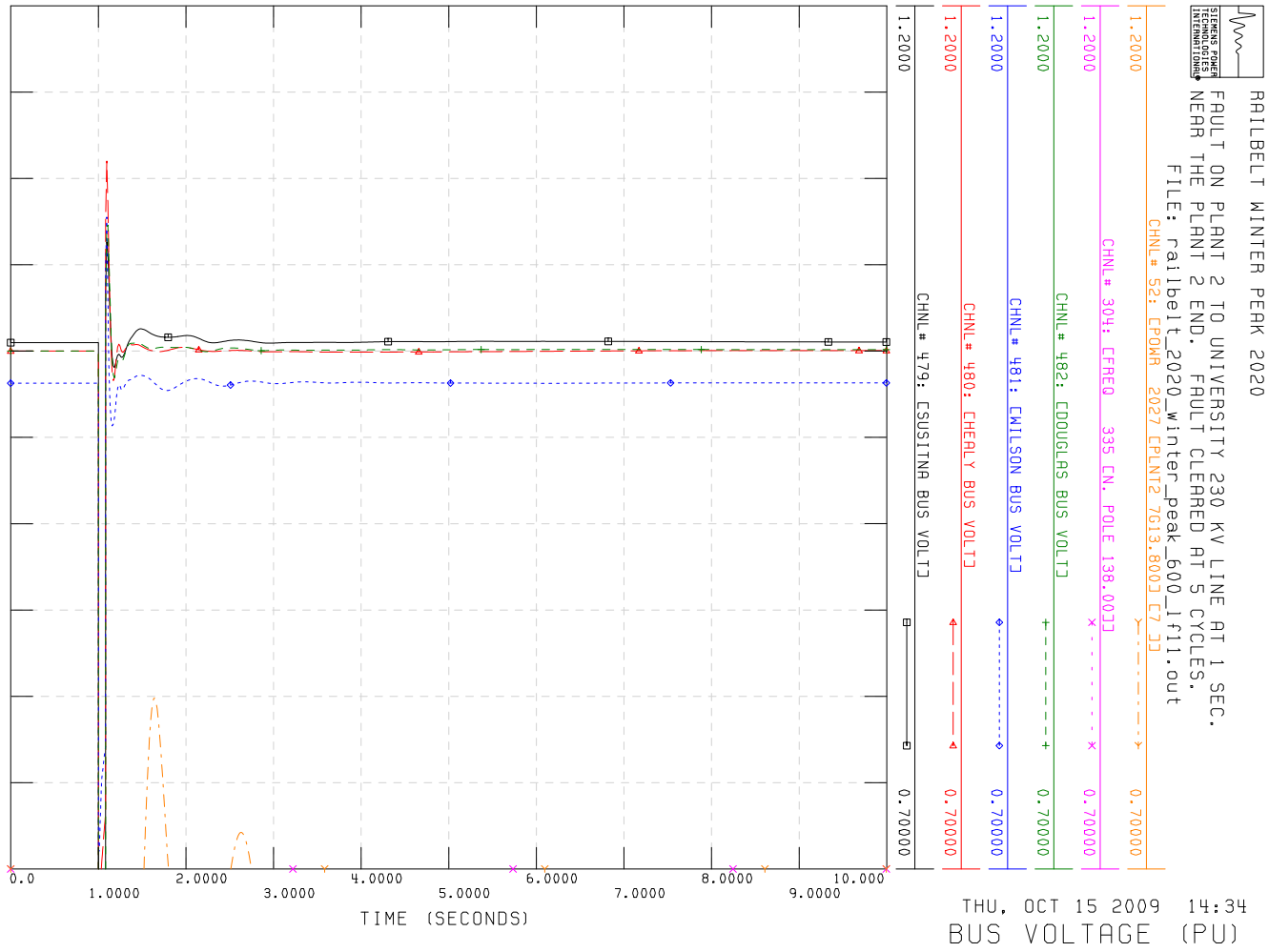
RAILBELT WINTER PEAK 2020
FAULT ON PLANT 2 TO UNIVERSITY 230 KV LINE AT 1 SEC.
NEAR THE PLANT 2 END. FAULT CLEARED AT 5 CYCLES.
FILE: railbelt_2020_winter_peak_600_lf11.out
CHNL# 52: CPOWR 2027 CPLNT2 7613.8000 C7 JJ
CHNL# 304: CFREQ 335 CN. POLE 138.00JJ
CHNL# 482: CDOUGLAS BUS VOLTJ
CHNL# 481: CWILSON BUS VOLTJ
CHNL# 480: CHEALY BUS VOLTJ
CHNL# 479: CSUSITNA BUS VOLTJ
1.2000
0.70000
0.0
1.0000
2.0000
3.0000
4.0000
5.0000
6.0000
7.0000
8.0000
9.0000
10.000
TIME (SECONDS)
THU, OCT 15 2009 14:34
BUS VOLTAGE (PU)

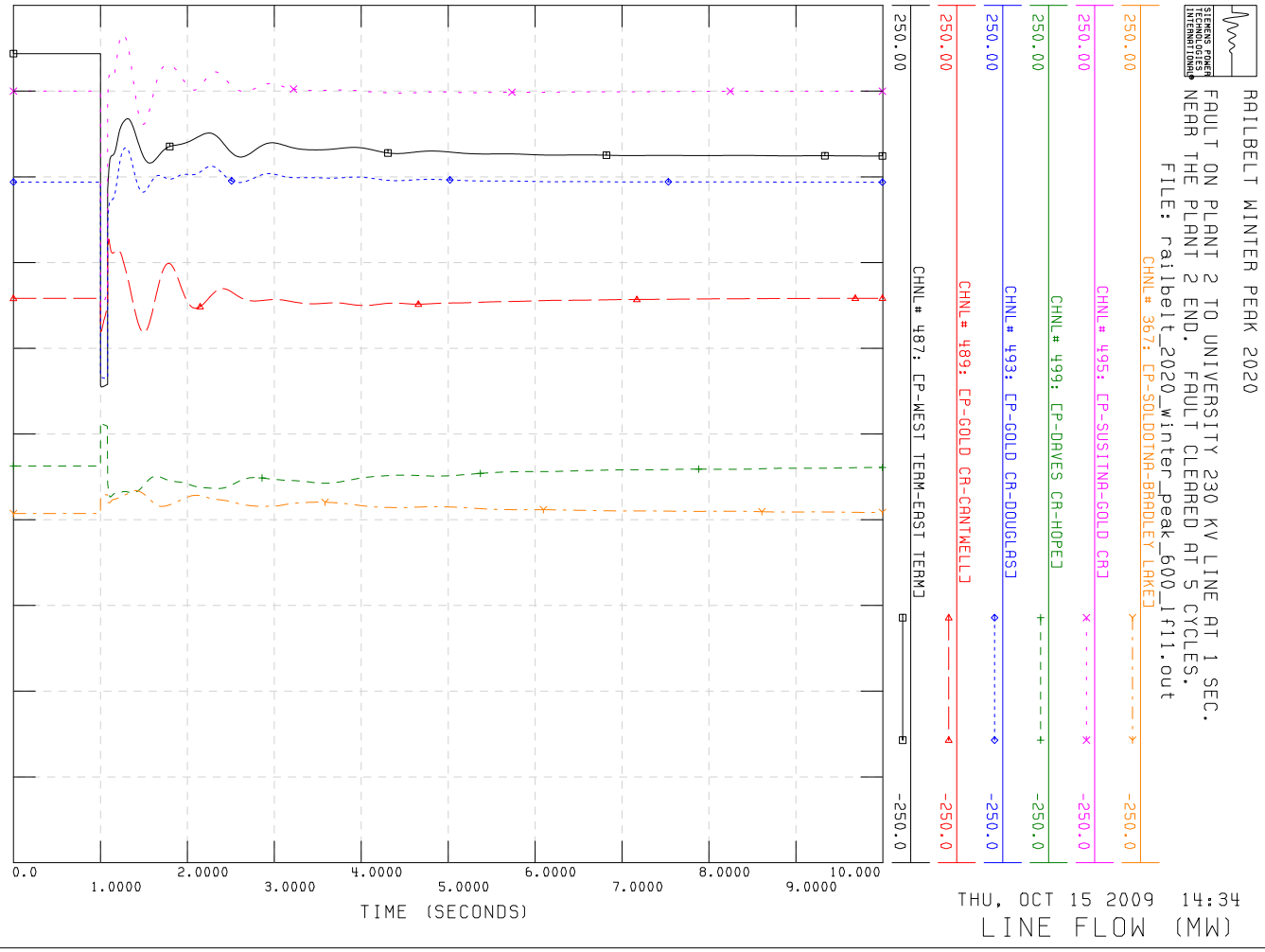
RAILBELT WINTER PEAK 2020
FAULT ON PLANT 2 TO UNIVERSITY 230 KV LINE AT 1 SEC.
NEAR THE PLANT 2 END. FAULT CLEARED AT 5 CYCLES.
FILE: railbelt_2020_winter_peak_600_lf11.out
CHNL# 367: CP-SOLDOTNA-BRADLEY LAKE
CHNL# 495: CP-SUSITNA-GOLD CR
CHNL# 499: CP-DAVES CR-HOPE
CHNL# 493: CP-GOLD CR-DOUGLAS
CHNL# 489: CP-GOLD CR-CANTWELL
CHNL# 487: CP-WEST TERM-EAST TERM
250.00
-250.0
TIME (SECONDS)
THU, OCT 15 2009 14:34
LINE FLOW (MW)

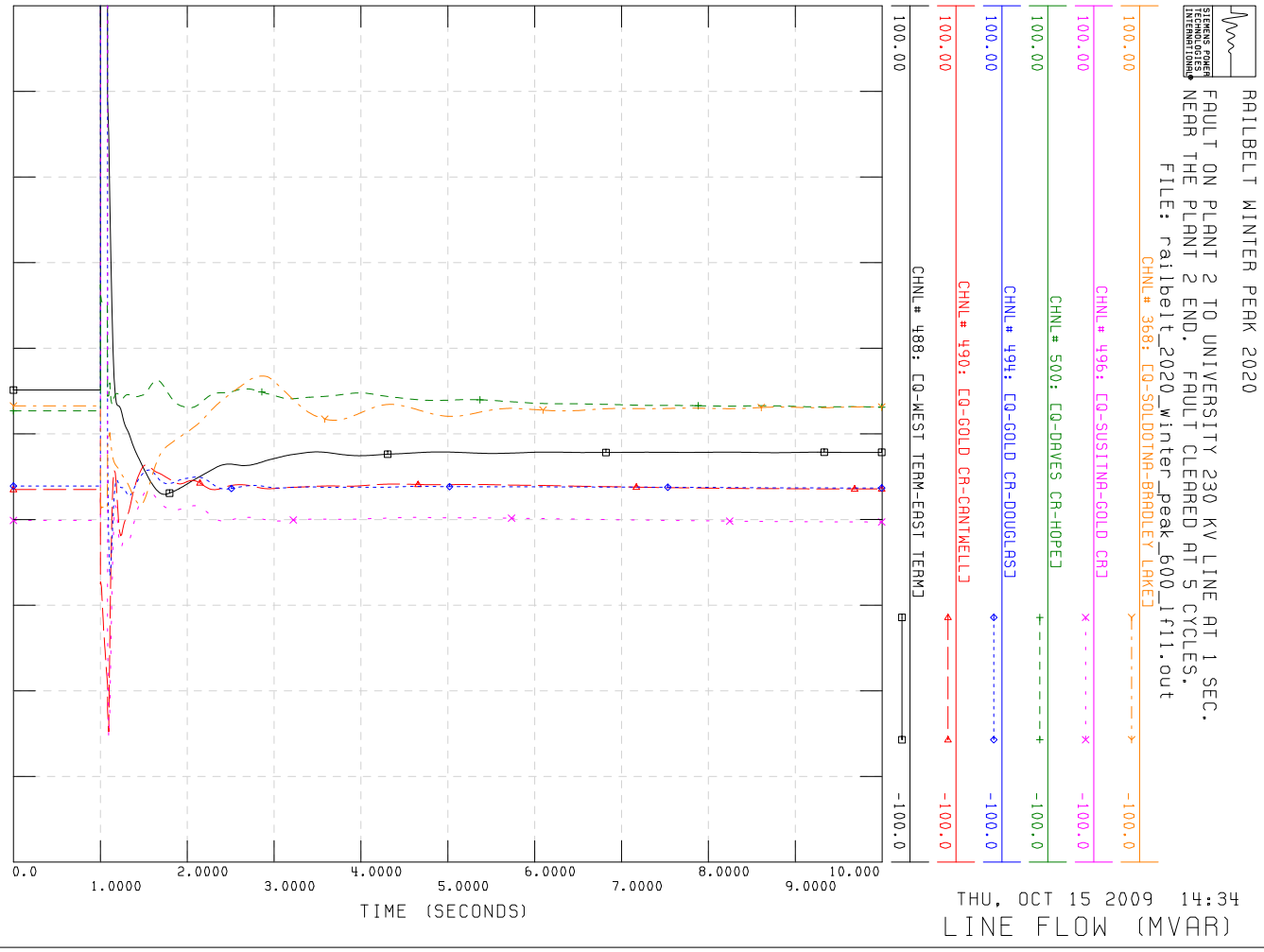
RAILBELT WINTER PEAK 2020
FAULT ON PLANT 2 TO UNIVERSITY 230 KV LINE AT 1 SEC.
NEAR THE PLANT 2 END. FAULT CLEARED AT 5 CYCLES.
FILE: railbelt_2020_winter_peak_600_lf11.out
CHNL# 368: CQ-SOLDOTNA-BRADLEY LAKE
CHNL# 496: CQ-SUSITNA-GOLD CR
CHNL# 500: CQ-DAVES CR-HOPE
CHNL# 494: CQ-GOLD CR-DOUGLAS
CHNL# 490: CQ-GOLD CR-CANTWELL
CHNL# 488: CQ-WEST TERM-EAST TERM
100.00
-100.0
TIME (SECONDS)
THU, OCT 15 2009 14:34
LINE FLOW (MVAR)

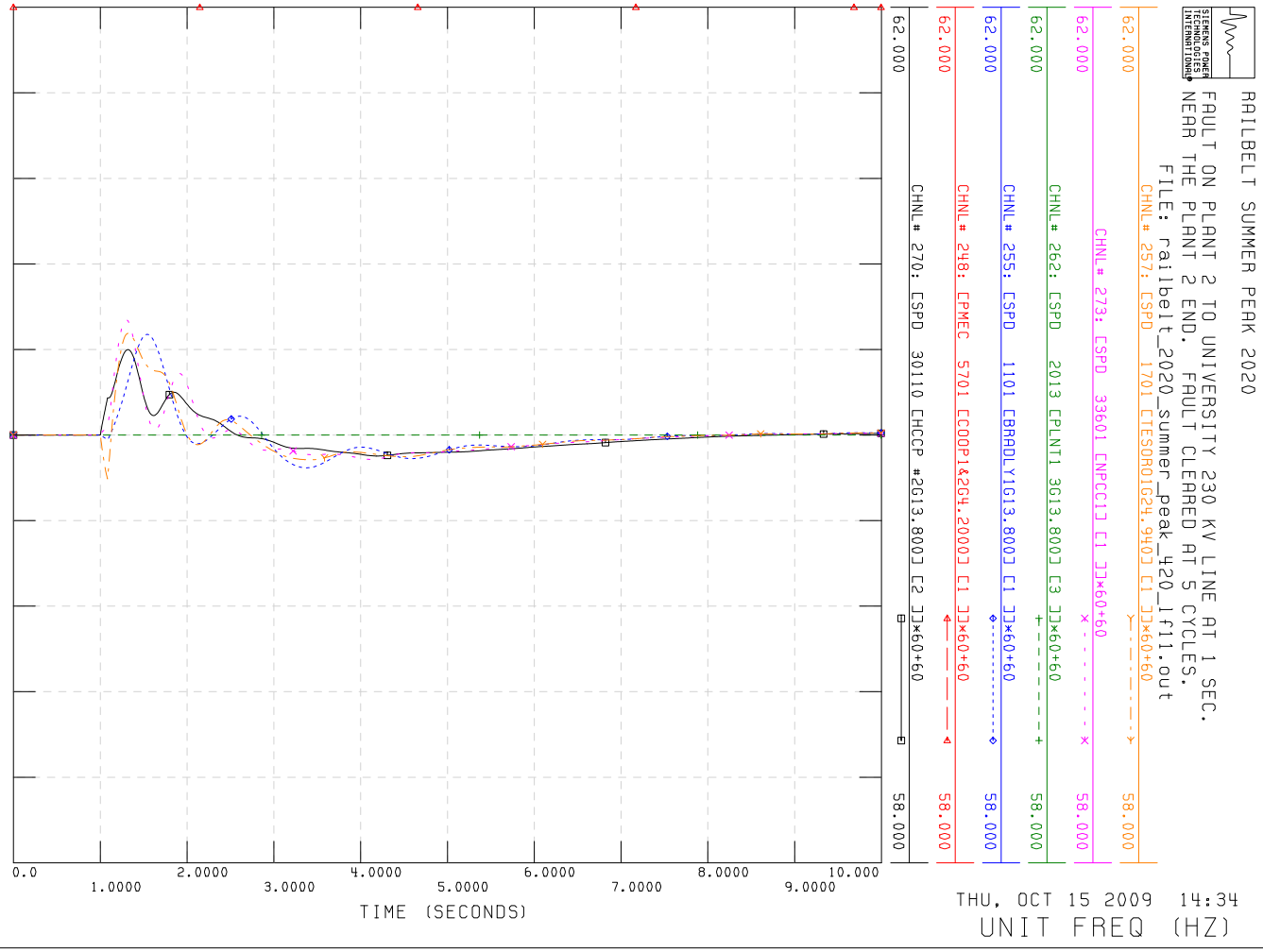
RAILBELT SUMMER PEAK 2020
FAULT ON PLANT 2 TO UNIVERSITY 230 KV LINE AT 1 SEC.
NEAR THE PLANT 2 END. FAULT CLEARED AT 5 CYCLES.
FILE: railbelt_2020_summer_peak_420_lf11.out
CHNL# 257: CSPD 1701 CTESORO1G24.9400 C1 JJ×60+60
CHNL# 273: CSPD 33601 CNPCC1J C1 JJ×60+60
CHNL# 262: CSPD 2013 CPLNT1 3G13.800J C3 JJ×60+60
CHNL# 255: CSPD 1101 CBRADLY1G13.800J C1 JJ×60+60
CHNL# 248: CPMEC 5701 CCOOP1&2G4.2000J C1 JJ×60+60
62.000
58.000
CHNL# 270: CSPD 30110 CHCCP #2G13.800J C2 JJ×60+60
0.0
1.0000
2.0000
3.0000
4.0000
5.0000
6.0000
7.0000
8.0000
9.0000
10.000
TIME (SECONDS)
THU, OCT 15 2009 14:34
UNIT FREQ (HZ)

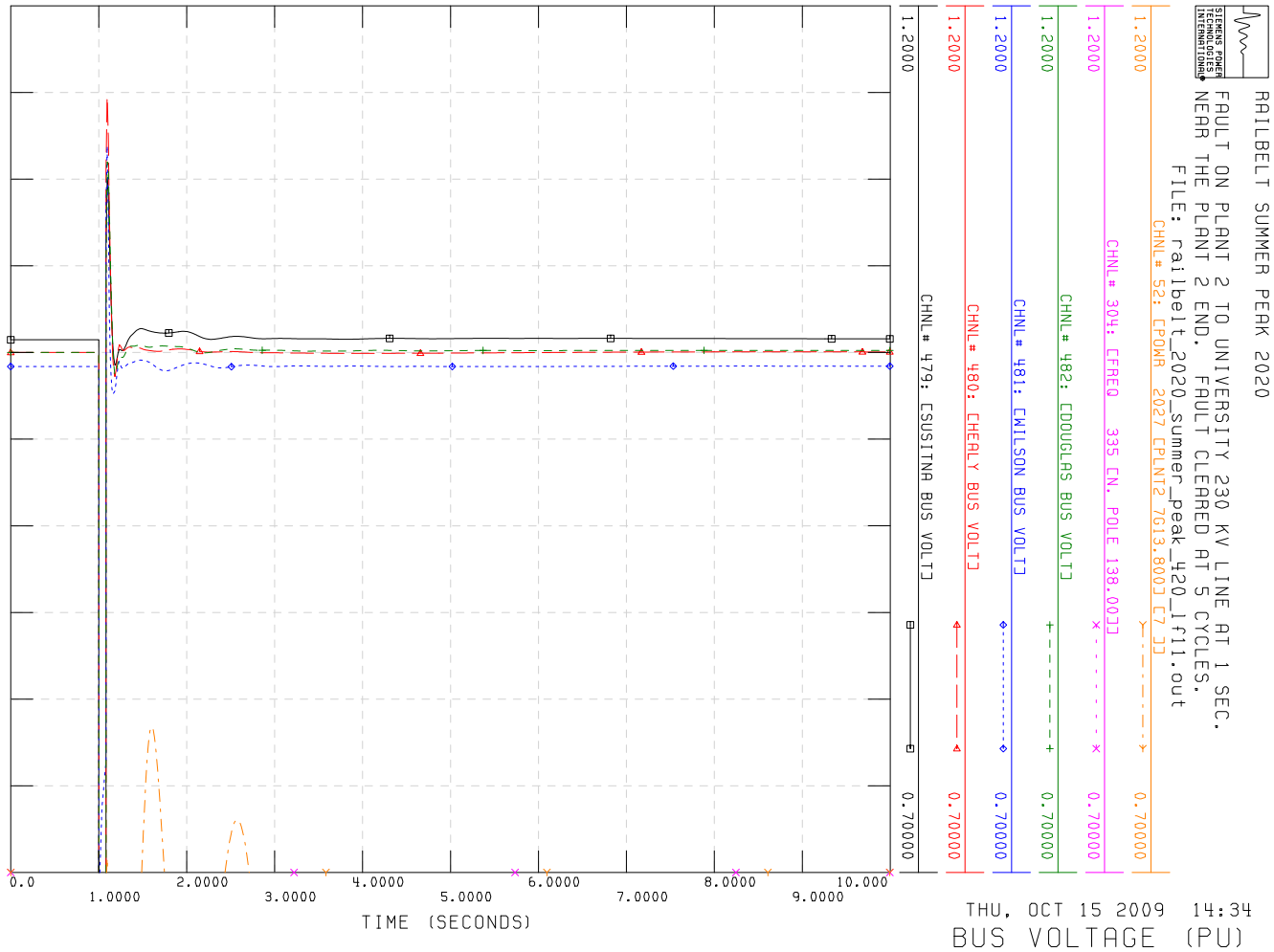
RAILBELT SUMMER PEAK 2020
FAULT ON PLANT 2 TO UNIVERSITY 230 KV LINE AT 1 SEC.
NEAR THE PLANT 2 END. FAULT CLEARED AT 5 CYCLES.
FILE: railbelt_2020_summer_peak_420_lf11.out
CHNL# 52: CPOWR 2027 CPLNT2 7613.800J C7 JJ
CHNL# 304: CFREQ 335 CN. POLE 138.00JJ
CHNL# 482: CDOUGLAS BUS VOLTJ
CHNL# 481: CWILSON BUS VOLTJ
CHNL# 460: CHEALY BUS VOLTJ
1.2000
0.70000
CHNL# 479: CSUSITNA BUS VOLTJ
0.0
1.0000
2.0000
3.0000
4.0000
5.0000
6.0000
7.0000
8.0000
9.0000
10.000
TIME (SECONDS)
THU, OCT 15 2009 14:34
BUS VOLTAGE (PU)

RAILBELT SUMMER PEAK 2020

FAULT ON PLANT 2 TO UNIVERSITY 230 KV LINE AT 1 SEC.
NEAR THE PLANT 2 END. FAULT CLEARED AT 5 CYCLES.
FILE: railbelt_2020_summer_peak_420_1f11.out

THU, OCT 15 2009 14:34

LINE FLOW (MW)

CHNL# 367: CP-SOLDOTNA-BRADLEY LAKE]
250.00 -250.0

CHNL# 495: CP-SUSITNA-GOLD CR]
250.00 -250.0

CHNL# 499: CP-DAVES CR-HOPE]
250.00 -250.0

CHNL# 493: CP-GOLD CR-DOUGLAS]
250.00 -250.0

CHNL# 489: CP-GOLD CR-CANTWELL]
250.00 -250.0

CHNL# 487: CP-WEST TERM-EAST TERM]
250.00 -250.0

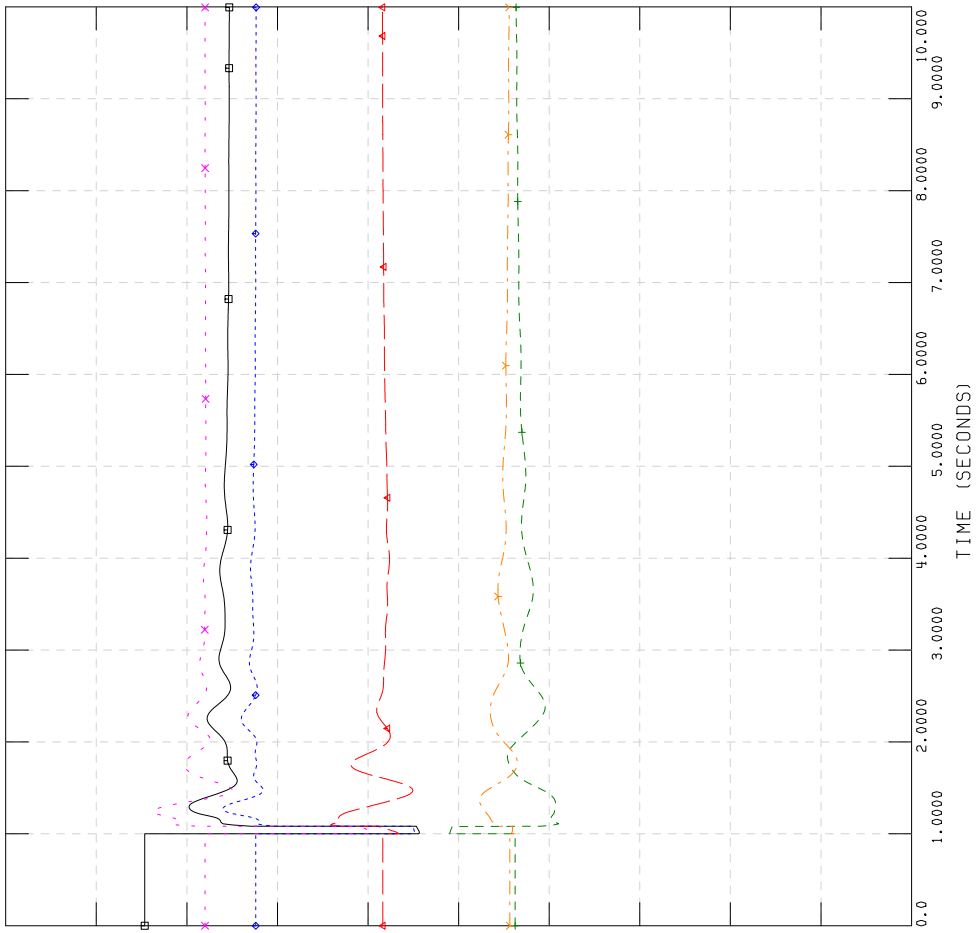

RAILBELT SUMMER PEAK 2020

FAULT ON PLANT 2 TO UNIVERSITY 230 KV LINE AT 1 SEC.
NEAR THE PLANT 2 END. FAULT CLEARED AT 5 CYCLES.
FILE: railbelt_2020_summer_peak_420_1f11.out

THU, OCT 15 2009 14:34

LINE FLOW (MVAR)

CHNL# 368: CQ-SOLDOTNA-BRADLEY LAKE]
100.00 -100.0

CHNL# 496: CQ-SUSITNA-GOLD CR]
100.00 -100.0

CHNL# 500: CQ-DAVES CR-HOPE]
100.00 -100.0

CHNL# 494: CQ-GOLD CR-DOUGLAS]
100.00 -100.0

CHNL# 490: CQ-GOLD CR-CANTWELL]
100.00 -100.0

CHNL# 488: CQ-WEST TERM-EAST TERM]
100.00 -100.0

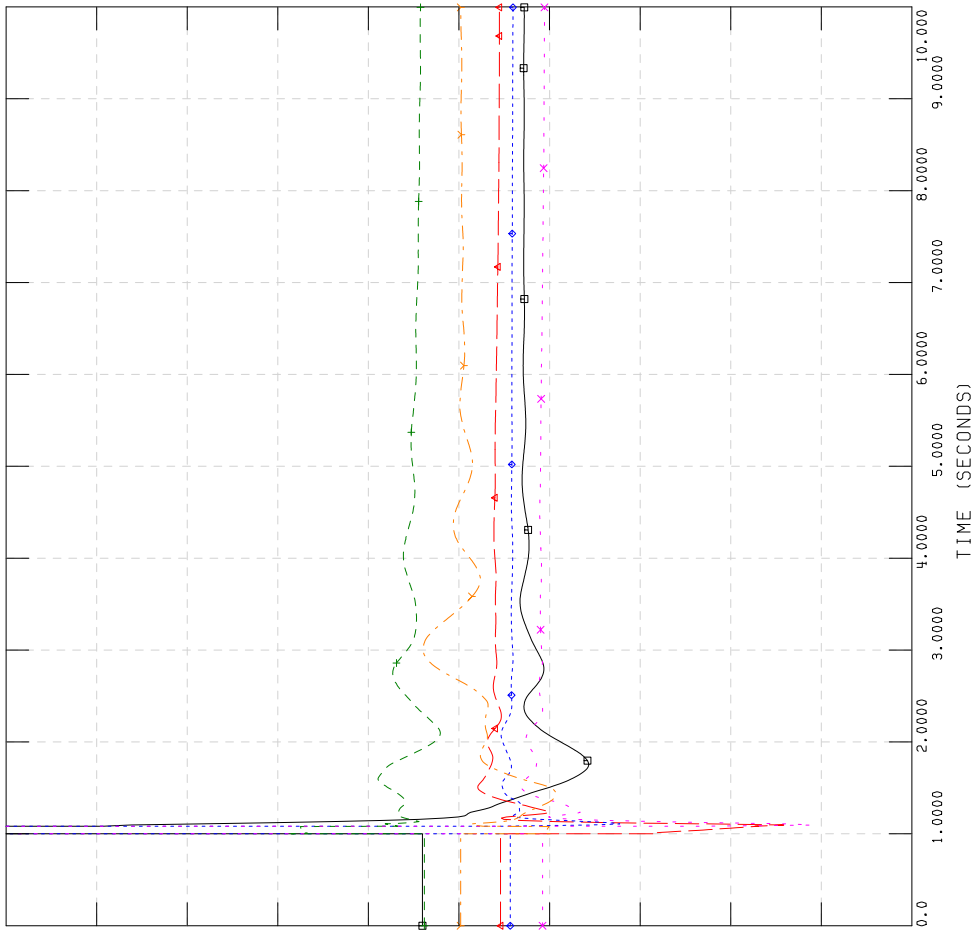

RAILBELT SUMMER PEAK 2020

FAULT ON PLANT 2 TO UNIVERSITY 230 KV LINE AT 1 SEC.
NEAR THE PLANT 2 END. FAULT CLEARED AT 5 CYCLES.
FILE: railbelt_2020_summer_peak_600_lf11.out

THU, OCT 15 2009 14:34

UNIT FREQ (HZ)

CHNL# 257: [SPD 1701 [TESOR01G24.940] [1]]×60+60
62.000 58.000

CHNL# 273: [SPD 33601 [NPCC1] [1]]×60+60
62.000 58.000

CHNL# 262: [SPD 2013 [PLNT1 3G13.800] [3]]×60+60
62.000 58.000

CHNL# 255: [SPD 1101 [BRADLY1G13.800] [1]]×60+60
62.000 58.000

CHNL# 248: [PMEC 5701 [COOP1&2G4.2000] [1]]×60+60
62.000 58.000

CHNL# 270: [SPD 30110 [HCCP #2G13.800] [2]]×60+60
62.000 58.000

0.0 1.0000 2.0000 3.0000 4.0000 5.0000 6.0000 7.0000 8.0000 9.0000 10.000

TIME (SECONDS)

RAILBELT SUMMER PEAK 2020

FAULT ON PLANT 2 TO UNIVERSITY 230 KV LINE AT 1 SEC.
NEAR THE PLANT 2 END. FAULT CLEARED AT 5 CYCLES.
FILE: railbelt_2020_summer_peak_600_lf11.out

THU, OCT 15 2009 14:34

BUS VOLTAGE (PU)

CHNL# 52: [POWR 2027 [PLNT2 7G13.800] [7]]
1.2000 0.70000

CHNL# 304: [FREQ 335 [N. POLE 138.00]]
1.2000 0.70000

CHNL# 482: [DOUGLAS BUS VOLT]
1.2000 0.70000

CHNL# 481: [WILSON BUS VOLT]
1.2000 0.70000

CHNL# 480: [HEALY BUS VOLT]
1.2000 0.70000

CHNL# 479: [SUSITNA BUS VOLT]
1.2000 0.70000

0.0 1.0000 2.0000 3.0000 4.0000 5.0000 6.0000 7.0000 8.0000 9.0000 10.000

TIME (SECONDS)

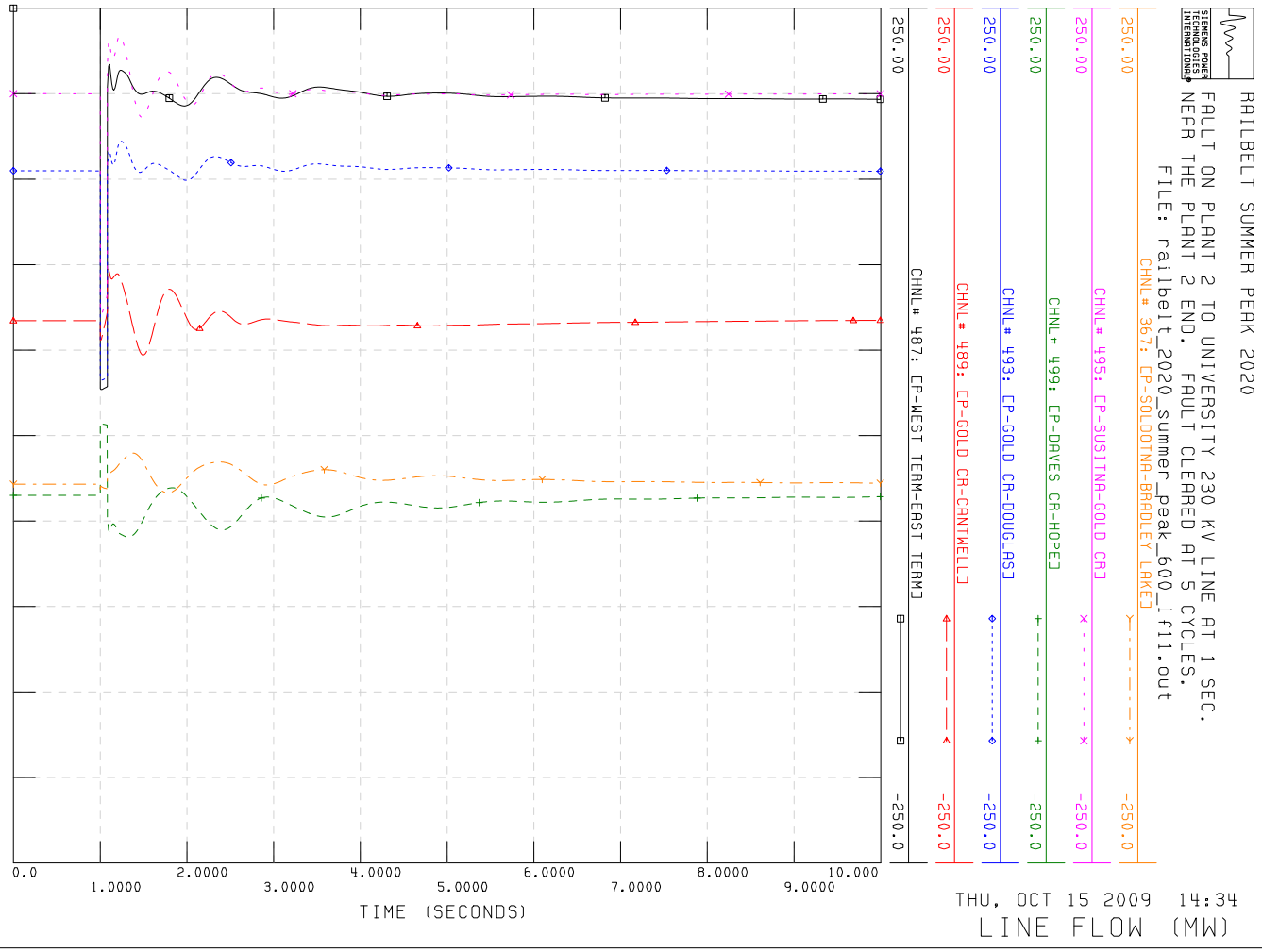
RAILBELT SUMMER PEAK 2020
FAULT ON PLANT 2 TO UNIVERSITY 230 KV LINE AT 1 SEC.
NEAR THE PLANT 2 END. FAULT CLEARED AT 5 CYCLES.
FILE: railbelt_2020_summer_peak_600_lf11.out
CHNL# 367: CP-SOLDOTNA-BRADLEY LAKE
CHNL# 495: CP-SUSITNA-GOLD CR
CHNL# 499: CP-DAVES CR-HOPE
CHNL# 493: CP-GOLD CR-DOUGLAS
CHNL# 489: CP-GOLD CR-CANTWELL
CHNL# 487: CP-WEST TERM-EAST TERM
250.00
-250.0
0.0
1.0000
2.0000
3.0000
4.0000
5.0000
6.0000
7.0000
8.0000
9.0000
10.000
TIME (SECONDS)
THU, OCT 15 2009 14:34
LINE FLOW (MW)

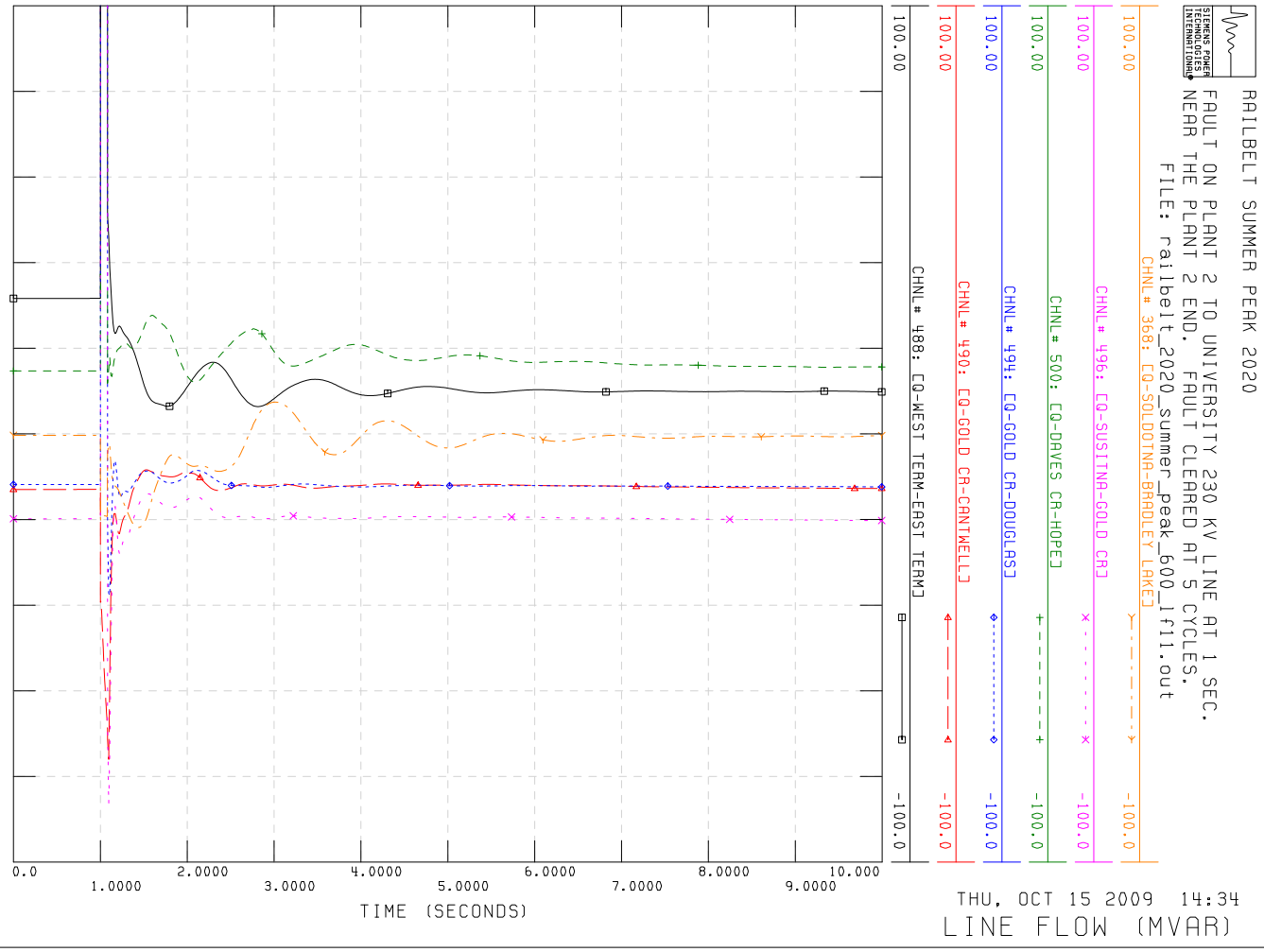
RAILBELT SUMMER PEAK 2020
FAULT ON PLANT 2 TO UNIVERSITY 230 KV LINE AT 1 SEC.
NEAR THE PLANT 2 END. FAULT CLEARED AT 5 CYCLES.
FILE: railbelt_2020_summer_peak_600_lf11.out
CHNL# 368: CQ-SOLDOTNA-BRADLEY LAKE
CHNL# 496: CQ-SUSITNA-GOLD CR
CHNL# 500: CQ-DAVES CR-HOPE
CHNL# 494: CQ-GOLD CR-DOUGLAS
CHNL# 490: CQ-GOLD CR-CANTWELL
CHNL# 488: CQ-WEST TERM-EAST TERM
100.00
-100.0
0.0
1.0000
2.0000
3.0000
4.0000
5.0000
6.0000
7.0000
8.0000
9.0000
10.000
TIME (SECONDS)
THU, OCT 15 2009 14:34
LINE FLOW (MVAR)

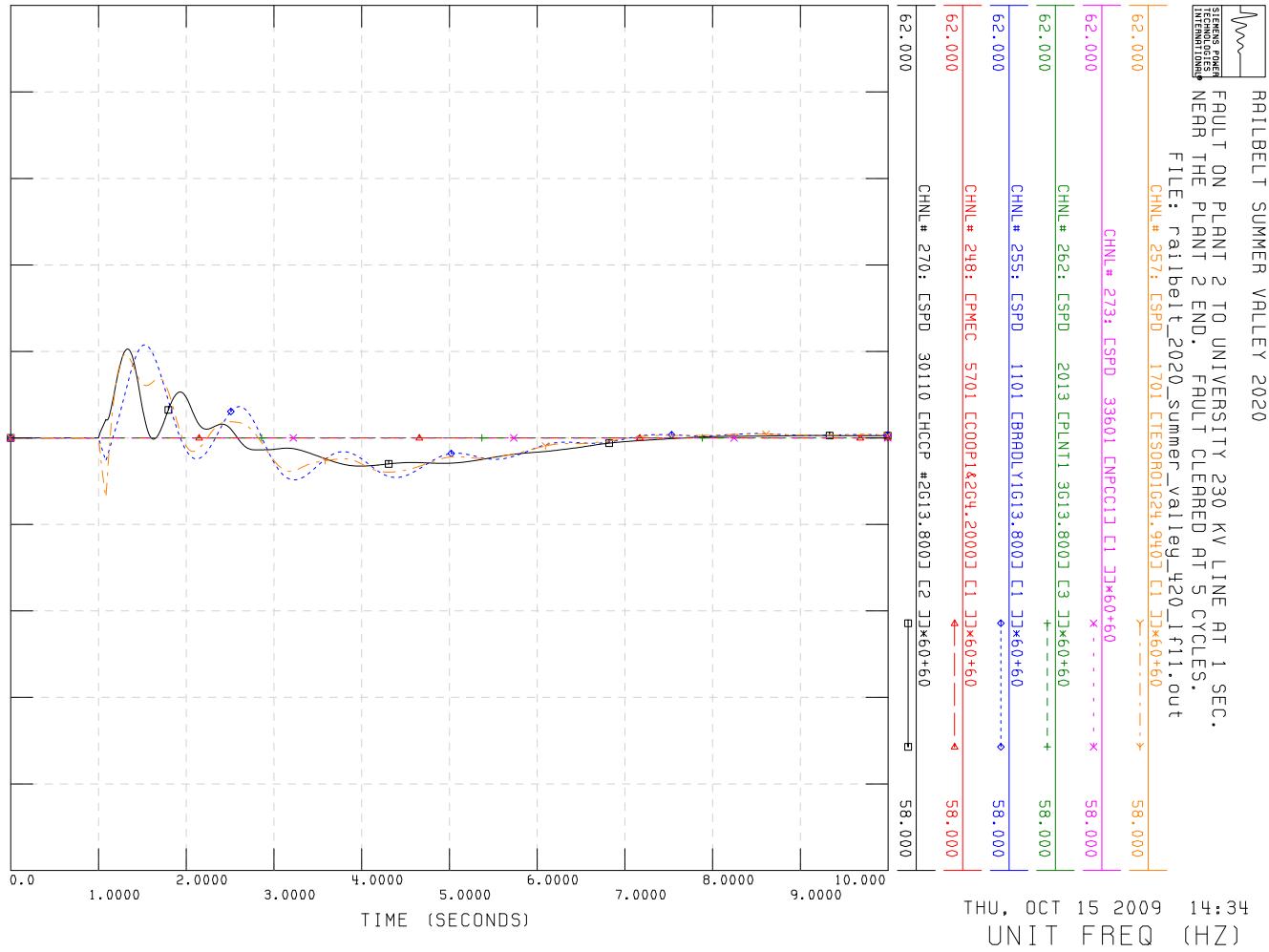
RAILBELT SUMMER VALLEY 2020
FAULT ON PLANT 2 TO UNIVERSITY 230 KV LINE AT 1 SEC.
NEAR THE PLANT 2 END. FAULT CLEARED AT 5 CYCLES.
FILE: railbelt_2020_summer_valley_420_lf11.out
CHNL# 257: CSPD 1701 CTESOR01G24.9400 C1 JJ×60+60
CHNL# 273: CSPD 33601 CNPCC1J C1 JJ×60+60
CHNL# 262: CSPD 2013 CPLNT1 3G13.8000 C3 JJ×60+60
CHNL# 255: CSPD 1101 CBRADLY1G13.8000 C1 JJ×60+60
CHNL# 248: CPMEC 5701 CCOOPI&2G4.2000J C1 JJ×60+60
CHNL# 270: CSPD 30110 CHCCP #2G13.8000 C2 JJ×60+60
62.000
58.000
0.0
1.0000
2.0000
3.0000
4.0000
5.0000
6.0000
7.0000
8.0000
9.0000
10.000
TIME (SECONDS)
THU, OCT 15 2009 14:34
UNIT FREQ (HZ)

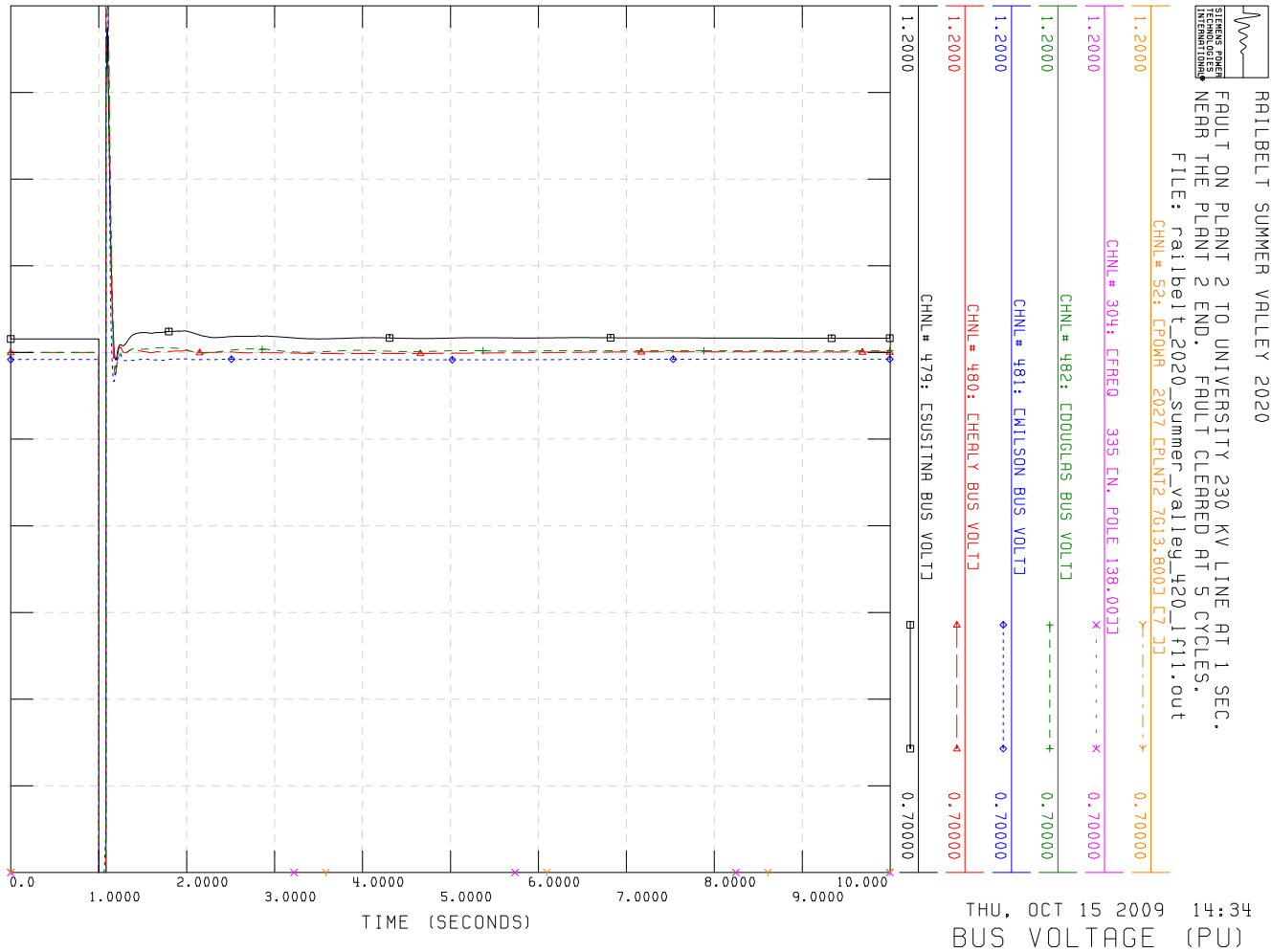
RAILBELT SUMMER VALLEY 2020
FAULT ON PLANT 2 TO UNIVERSITY 230 KV LINE AT 1 SEC.
NEAR THE PLANT 2 END. FAULT CLEARED AT 5 CYCLES.
FILE: railbelt_2020_summer_valley_420_lf11.out
CHNL# 52: CPOWR 2027 CPLNT2 7G13.8000 C7 JJ
CHNL# 304: CFREQ 335 CN. POLE 138.00JJ
CHNL# 482: CDOUGLAS BUS VOLTJ
CHNL# 481: CWILSON BUS VOLTJ
CHNL# 480: CHEALY BUS VOLTJ
CHNL# 479: CSUSITNA BUS VOLTJ
1.2000
0.70000
0.0
1.0000
2.0000
3.0000
4.0000
5.0000
6.0000
7.0000
8.0000
9.0000
10.000
TIME (SECONDS)
THU, OCT 15 2009 14:34
BUS VOLTAGE (PU)

RAILBELT SUMMER VALLEY 2020

FAULT ON PLANT 2 TO UNIVERSITY 230 KV LINE AT 1 SEC.
NEAR THE PLANT 2 END. FAULT CLEARED AT 5 CYCLES.
FILE: railbelt_2020_summer_valley_420_lf11.out

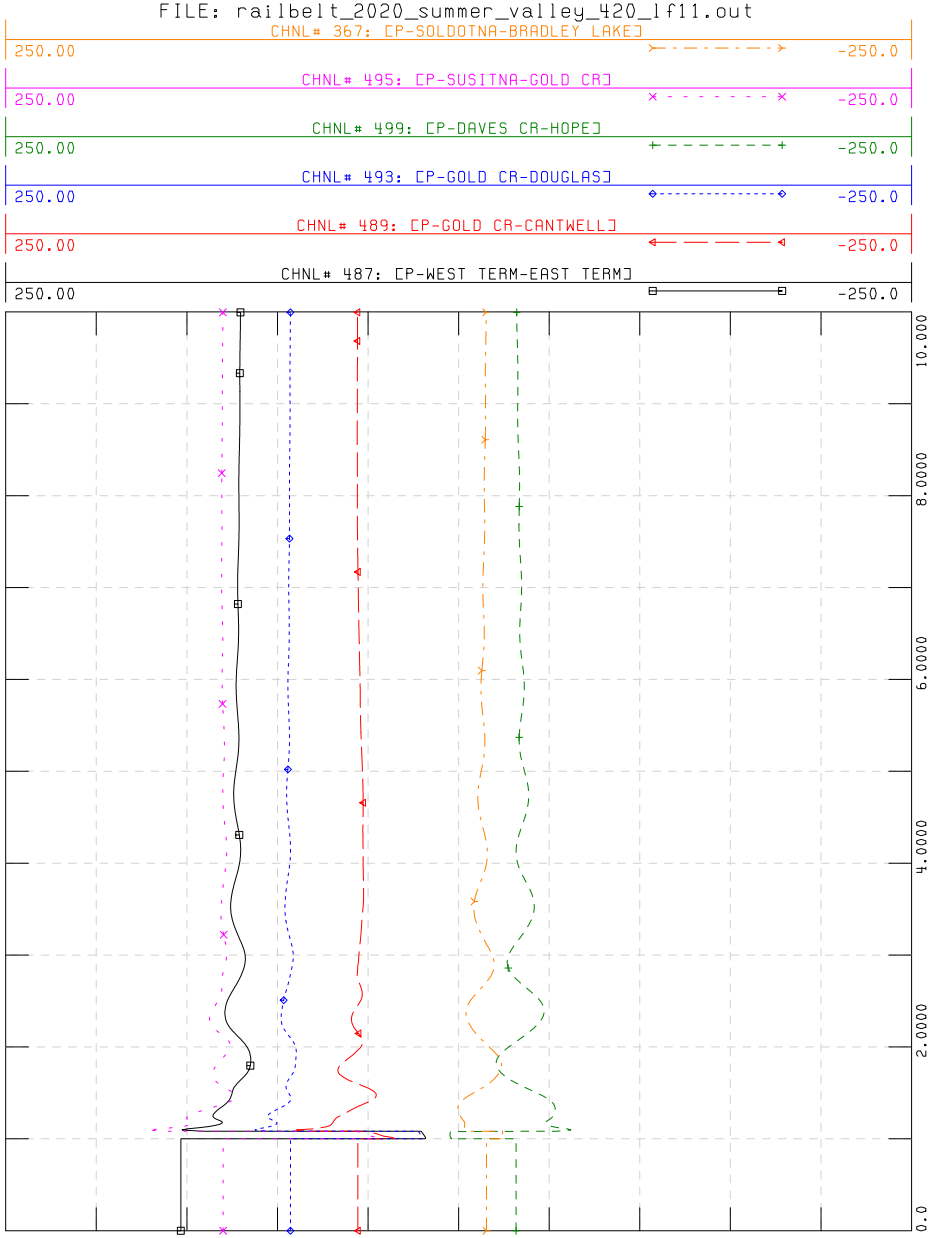

THU, OCT 15 2009 14:34
LINE FLOW (MW)

RAILBELT SUMMER VALLEY 2020

FAULT ON PLANT 2 TO UNIVERSITY 230 KV LINE AT 1 SEC.
NEAR THE PLANT 2 END. FAULT CLEARED AT 5 CYCLES.
FILE: railbelt_2020_summer_valley_420_lf11.out

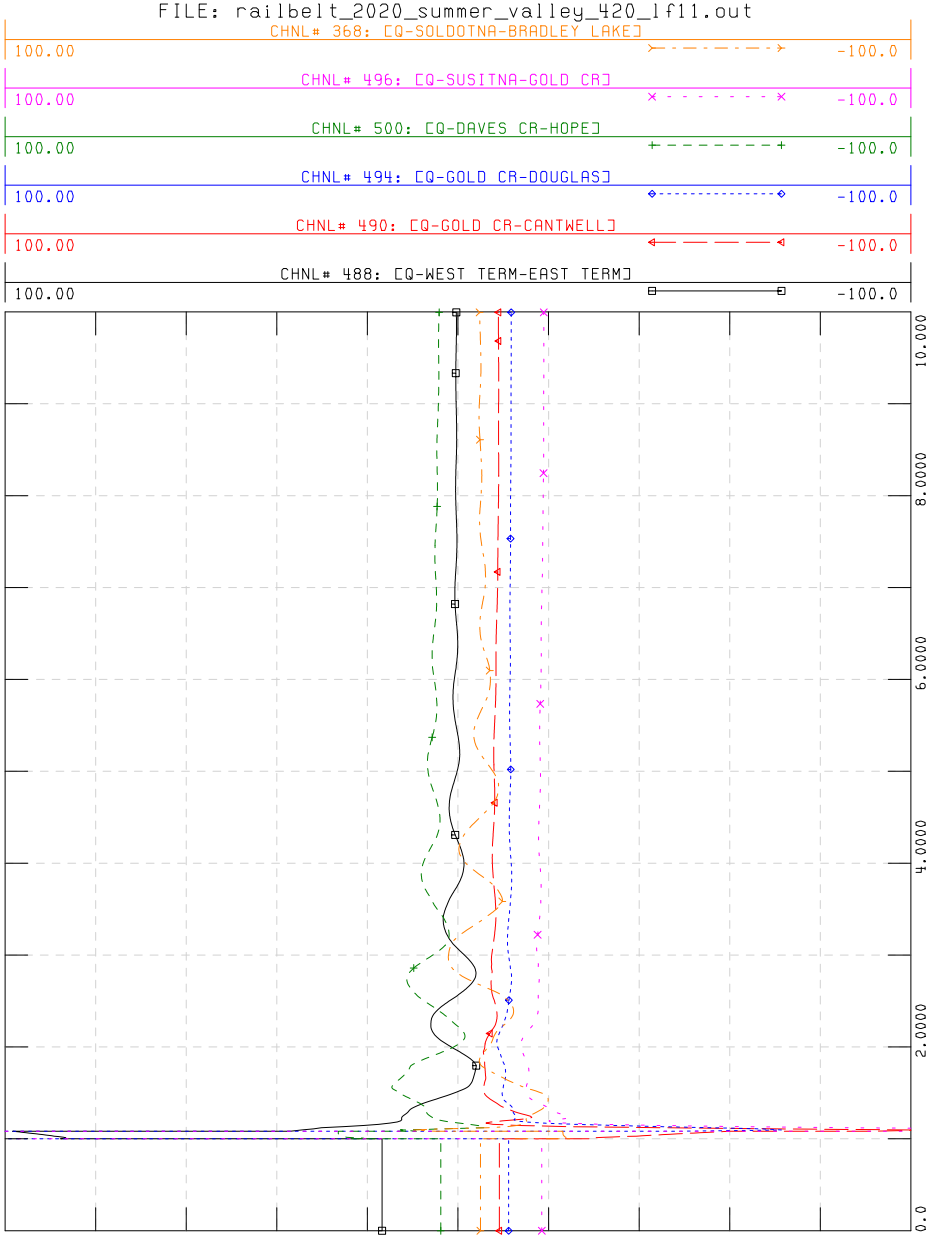

THU, OCT 15 2009 14:34
LINE FLOW (MVAR)

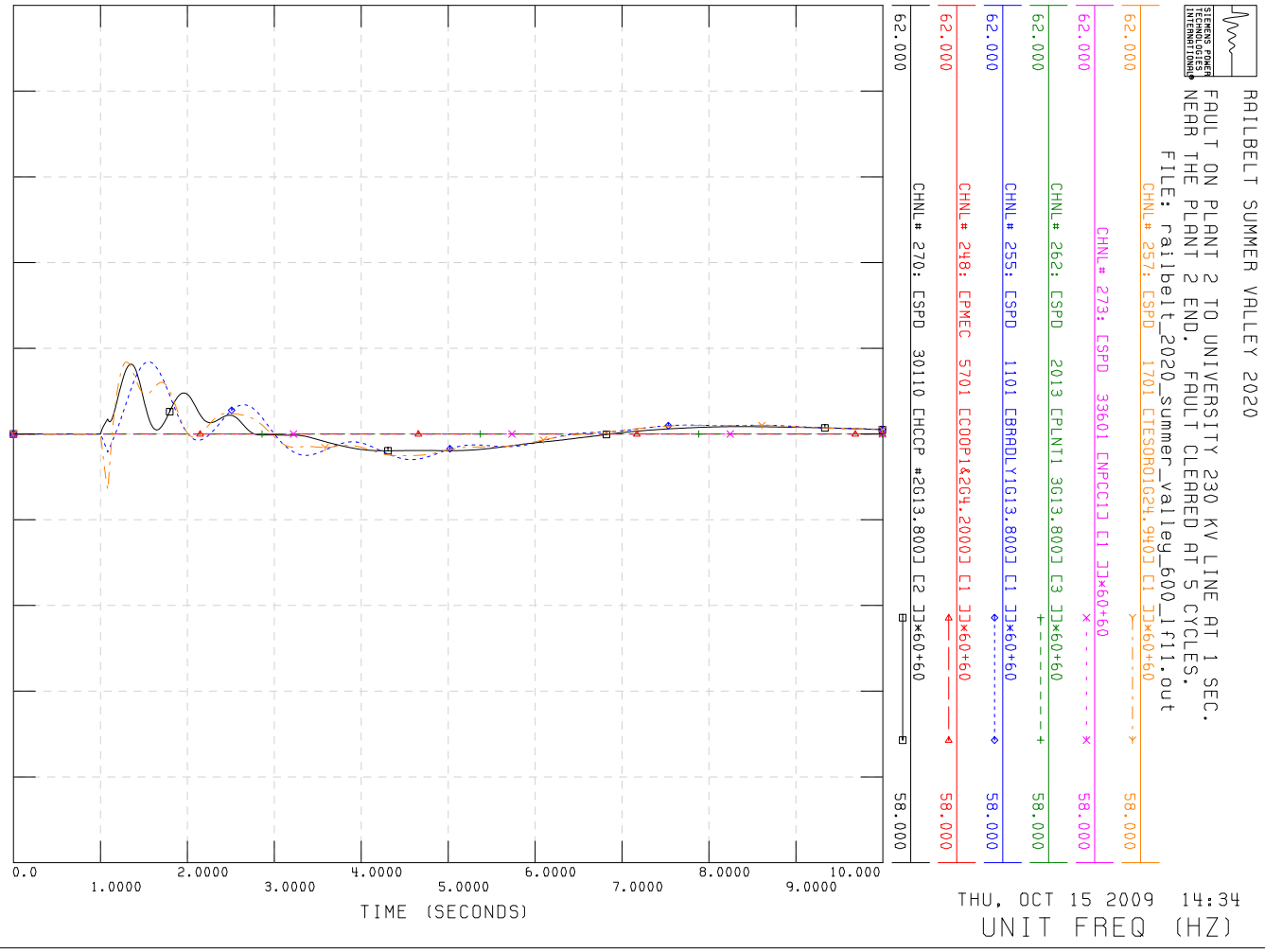
RAILBELT SUMMER VALLEY 2020
FAULT ON PLANT 2 TO UNIVERSITY 230 KV LINE AT 1 SEC.
NEAR THE PLANT 2 END. FAULT CLEARED AT 5 CYCLES.
FILE: railbelt_2020_summer_valley_600_lf11.out
CHNL# 257: CSPD 1701 CTESOR01G24.9400] C1]]×60+60
CHNL# 273: CSPD 33601 CNPCC1] C1]]×60+60
CHNL# 262: CSPD 2013 CPLNT1 3G13.800] C3]]×60+60
CHNL# 255: CSPD 1101 CBRADLY1G13.800] C1]]×60+60
CHNL# 248: CPMEC 5701 CCOOPI&2G4.2000] C1]]×60+60
CHNL# 270: CSPD 30110 CHCCP #2G13.800] C2]]×60+60
62.000
58.000
0.0
1.0000
2.0000
3.0000
4.0000
5.0000
6.0000
7.0000
8.0000
9.0000
10.000
TIME (SECONDS)
THU, OCT 15 2009 14:34
UNIT FREQ (HZ)

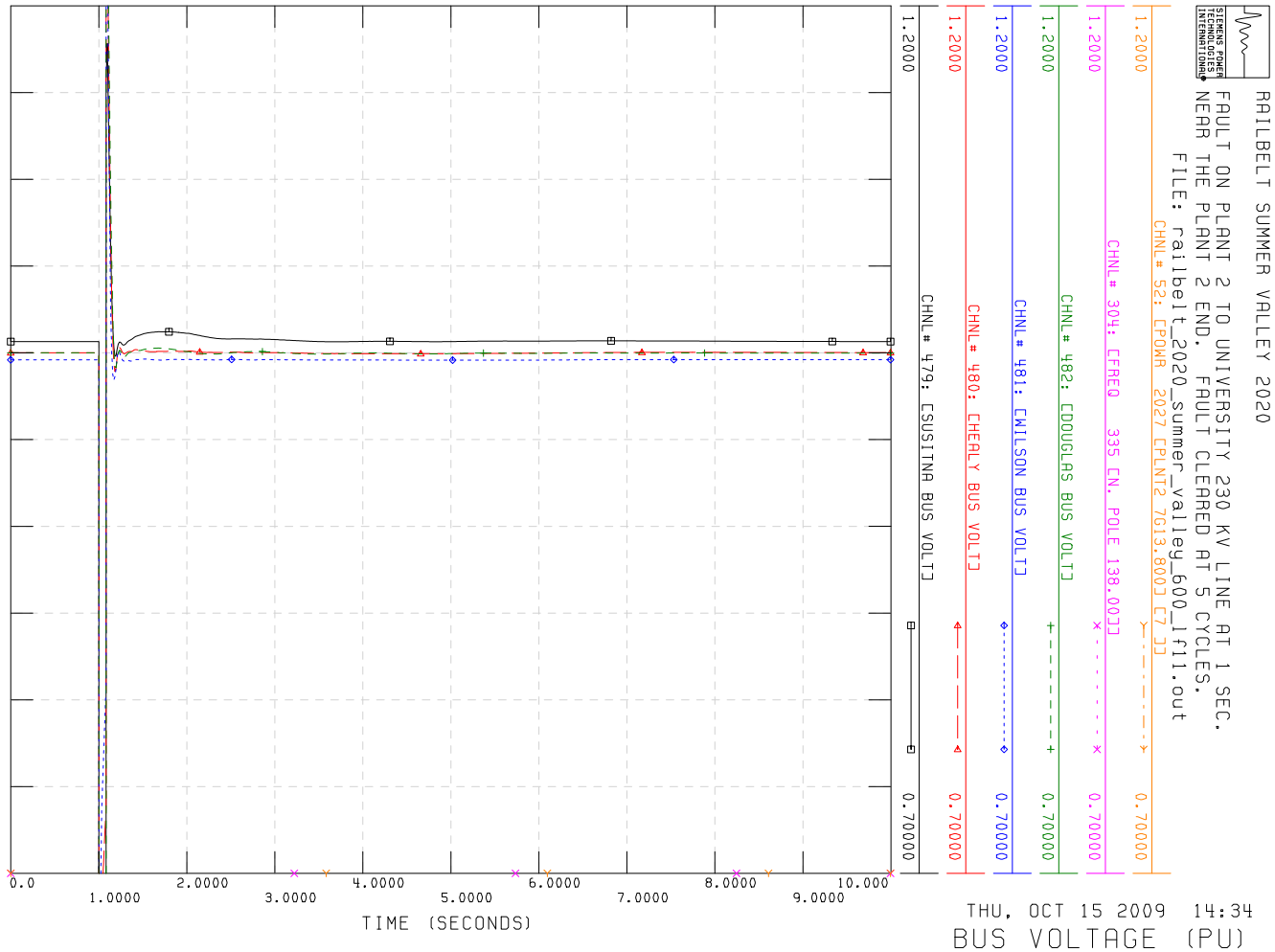
RAILBELT SUMMER VALLEY 2020
FAULT ON PLANT 2 TO UNIVERSITY 230 KV LINE AT 1 SEC.
NEAR THE PLANT 2 END. FAULT CLEARED AT 5 CYCLES.
FILE: railbelt_2020_summer_valley_600_lf11.out
CHNL# 52: CPOWR 2027 CPLNT2 7G13.800] C7]]
CHNL# 304: CFREQ 335 CN. POLE 138.00]]
CHNL# 482: CDOUGLAS BUS VOLT]
CHNL# 481: CWILSON BUS VOLT]
CHNL# 480: CHEALY BUS VOLT]
CHNL# 479: CSUSITNA BUS VOLT]
1.2000
0.70000
0.0
1.0000
2.0000
3.0000
4.0000
5.0000
6.0000
7.0000
8.0000
9.0000
10.000
TIME (SECONDS)
THU, OCT 15 2009 14:34
BUS VOLTAGE (PU)

RAILBELT SUMMER VALLEY 2020

FAULT ON PLANT 2 TO UNIVERSITY 230 KV LINE AT 1 SEC.
NEAR THE PLANT 2 END. FAULT CLEARED AT 5 CYCLES.
FILE: railbelt_2020_summer_valley_600_lf11.out

THU, OCT 15 2009 14:34

LINE FLOW (MW)

CHNL# 367: CP-SOLDOTNA-BRADLEY LAKE]
250.00 -250.0

CHNL# 495: CP-SUSITNA-GOLD CR]
250.00 -250.0

CHNL# 499: CP-DAVES CR-HOPE]
250.00 -250.0

CHNL# 493: CP-GOLD CR-DOUGLAS]
250.00 -250.0

CHNL# 489: CP-GOLD CR-CANTWELL]
250.00 -250.0

CHNL# 487: CP-WEST TERM-EAST TERM]
250.00 -250.0

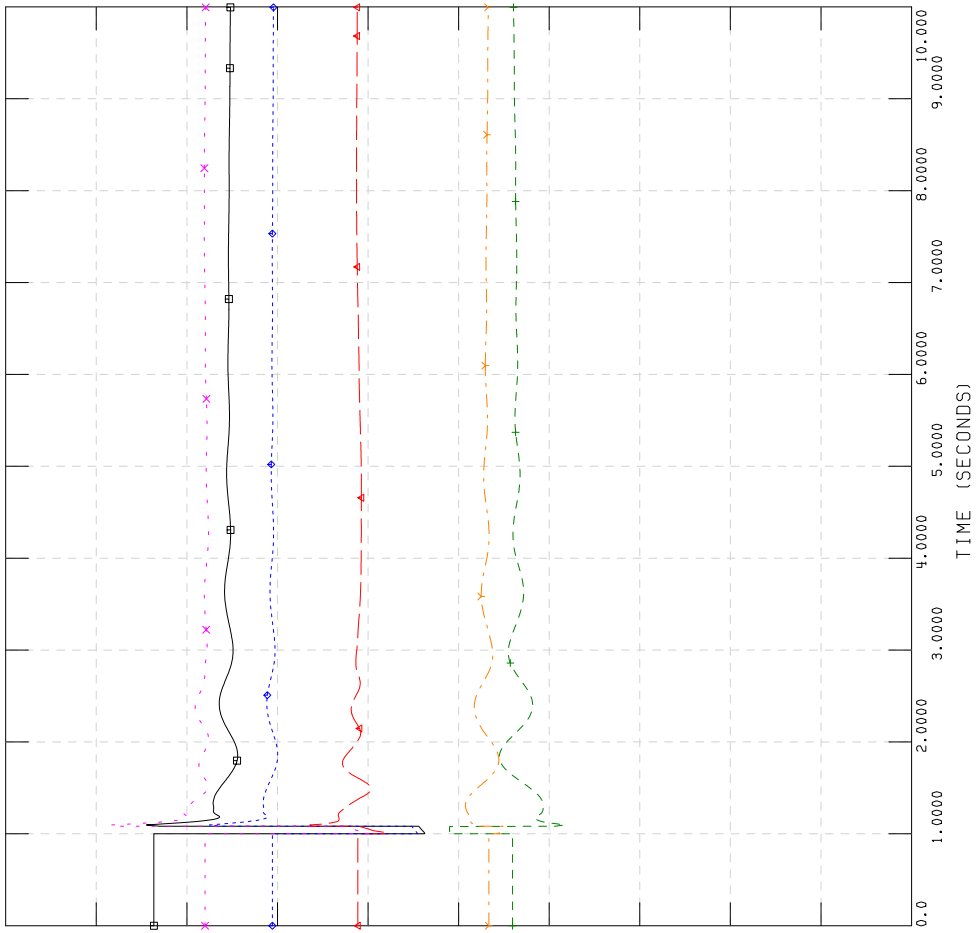

RAILBELT SUMMER VALLEY 2020

FAULT ON PLANT 2 TO UNIVERSITY 230 KV LINE AT 1 SEC.
NEAR THE PLANT 2 END. FAULT CLEARED AT 5 CYCLES.
FILE: railbelt_2020_summer_valley_600_lf11.out

THU, OCT 15 2009 14:34

LINE FLOW (MVAR)

CHNL# 368: CQ-SOLDOTNA-BRADLEY LAKE]
100.00 -100.0

CHNL# 496: CQ-SUSITNA-GOLD CR]
100.00 -100.0

CHNL# 500: CQ-DAVES CR-HOPE]
100.00 -100.0

CHNL# 494: CQ-GOLD CR-DOUGLAS]
100.00 -100.0

CHNL# 490: CQ-GOLD CR-CANTWELL]
100.00 -100.0

CHNL# 488: CQ-WEST TERM-EAST TERM]
100.00 -100.0

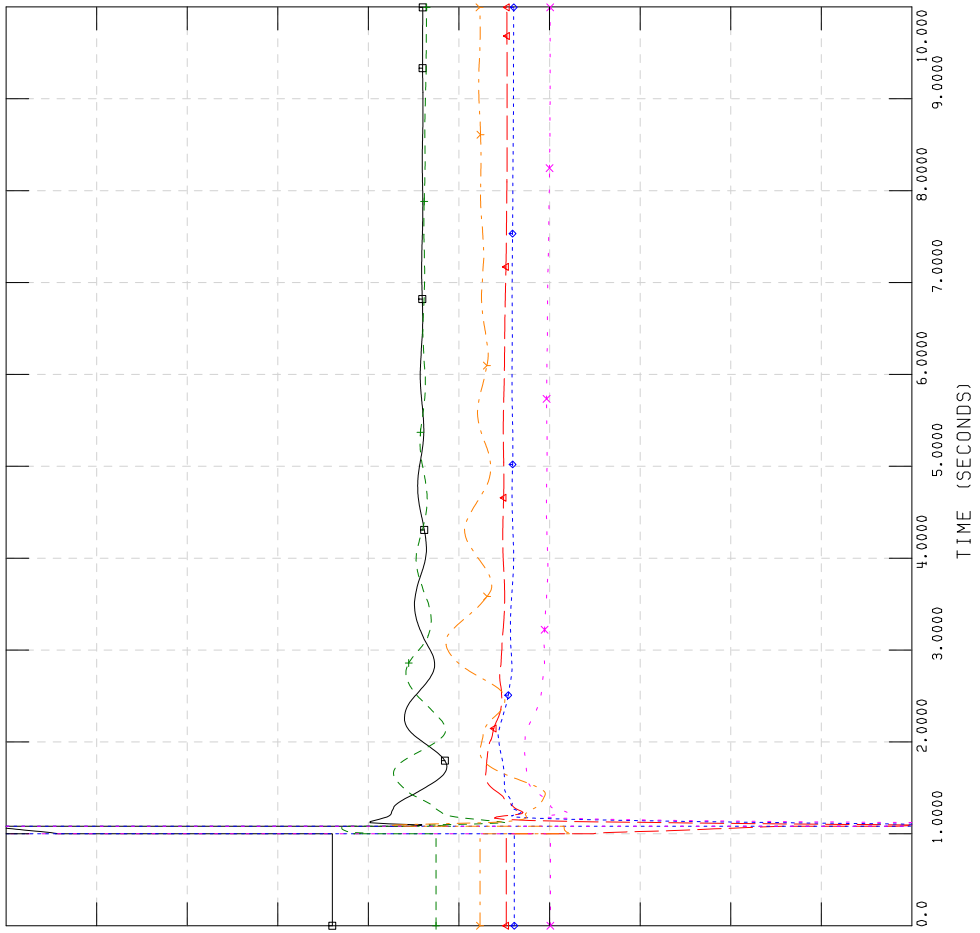

RAILBELT WINTER PEAK 2020

FAULT ON UNIVERSITY TO DAVE'S CREEK 115 KV LINE AT 1 SEC.
NEAR THE UNIVERSITY END. FAULT CLEARED AT 6 CYCLES.
FILE: railbelt_2020_winter_peak_420_1f12.out

THU, OCT 15 2009 14:34

UNIT FREQ (HZ)

CHNL# 257: [SPD 1701 [TESOR01G24.940] [1]]×60+60
62.000 58.000

CHNL# 273: [SPD 33601 [NPCC1] [1]]×60+60
62.000 58.000

CHNL# 262: [SPD 2013 [PLNT1 3G13.800] [3]]×60+60
62.000 58.000

CHNL# 255: [SPD 1101 [BRADLY1G13.800] [1]]×60+60
62.000 58.000

CHNL# 248: [PMEC 5701 [COOP1&2G4.2000] [1]]×60+60
62.000 58.000

CHNL# 270: [SPD 30110 [HCCP #2G13.800] [2]]×60+60
62.000 58.000

0.0 1.0000 2.0000 3.0000 4.0000 5.0000 6.0000 7.0000 8.0000 9.0000 10.000

TIME (SECONDS)

RAILBELT WINTER PEAK 2020

FAULT ON UNIVERSITY TO DAVE'S CREEK 115 KV LINE AT 1 SEC.
NEAR THE UNIVERSITY END. FAULT CLEARED AT 6 CYCLES.
FILE: railbelt_2020_winter_peak_420_1f12.out

THU, OCT 15 2009 14:34

BUS VOLTAGE (PU)

CHNL# 52: [POWR 2027 [PLNT2 7G13.800] [7]]
1.2000 0.70000

CHNL# 304: [FREQ 335 [N. POLE 138.00]]
1.2000 0.70000

CHNL# 482: [DOUGLAS BUS VOLT]
1.2000 0.70000

CHNL# 481: [WILSON BUS VOLT]
1.2000 0.70000

CHNL# 480: [HEALY BUS VOLT]
1.2000 0.70000

CHNL# 479: [SUSITNA BUS VOLT]
1.2000 0.70000

0.0 1.0000 2.0000 3.0000 4.0000 5.0000 6.0000 7.0000 8.0000 9.0000 10.000

TIME (SECONDS)

RAILBELT WINTER PEAK 2020

FAULT ON UNIVERSITY TO DAVE'S CREEK 115 KV LINE AT 1 SEC.
NEAR THE UNIVERSITY END. FAULT CLEARED AT 6 CYCLES.
FILE: railbelt_2020_winter_peak_420_1f12.out

THU, OCT 15 2009 14:34

LINE FLOW (MW)

CHNL# 367: CP-SOLDOTNA-BRADLEY LAKE]
250.00 -250.0

CHNL# 495: CP-SUSITNA-GOLD CR]
250.00 -250.0

CHNL# 499: CP-DAVES CR-HOPE]
250.00 -250.0

CHNL# 493: CP-GOLD CR-DOUGLAS]
250.00 -250.0

CHNL# 489: CP-GOLD CR-CANTWELL]
250.00 -250.0

CHNL# 487: CP-WEST TERM-EAST TERM]
250.00 -250.0

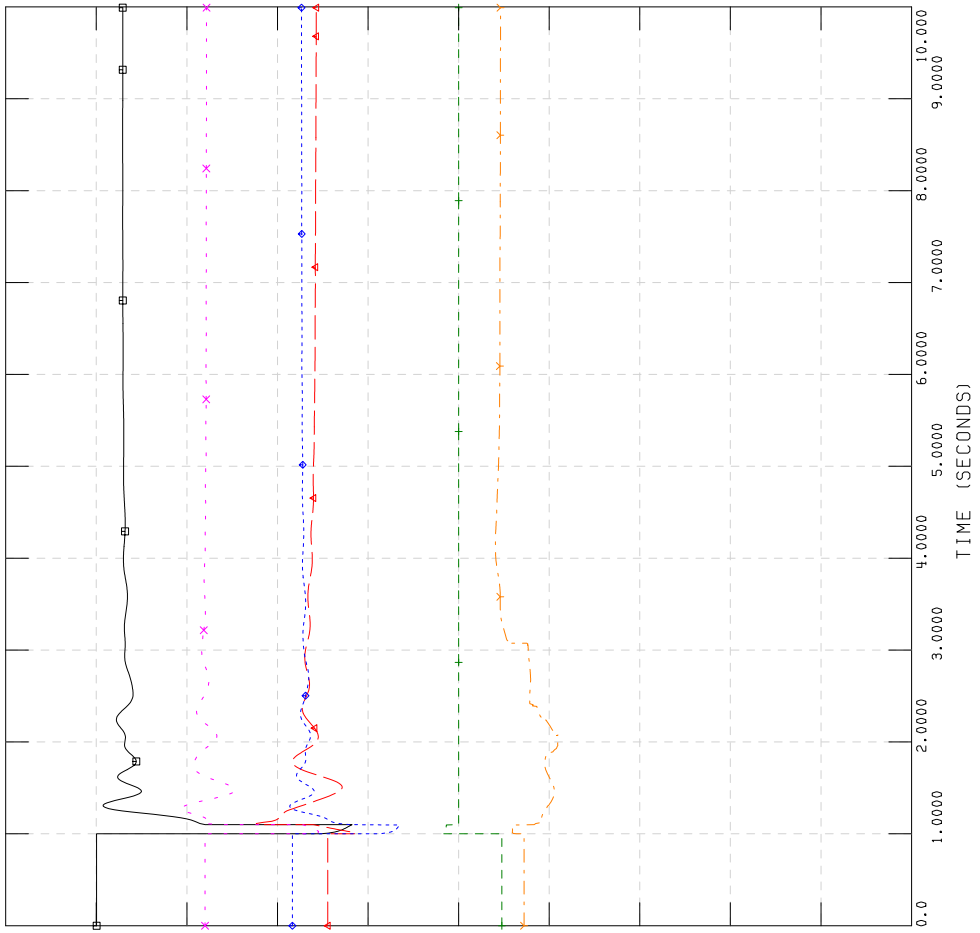

RAILBELT WINTER PEAK 2020

FAULT ON UNIVERSITY TO DAVE'S CREEK 115 KV LINE AT 1 SEC.
NEAR THE UNIVERSITY END. FAULT CLEARED AT 6 CYCLES.
FILE: railbelt_2020_winter_peak_420_1f12.out

THU, OCT 15 2009 14:34

LINE FLOW (MVAR)

CHNL# 368: CQ-SOLDOTNA-BRADLEY LAKE]
100.00 -100.0

CHNL# 496: CQ-SUSITNA-GOLD CR]
100.00 -100.0

CHNL# 500: CQ-DAVES CR-HOPE]
100.00 -100.0

CHNL# 494: CQ-GOLD CR-DOUGLAS]
100.00 -100.0

CHNL# 490: CQ-GOLD CR-CANTWELL]
100.00 -100.0

CHNL# 488: CQ-WEST TERM-EAST TERM]
100.00 -100.0

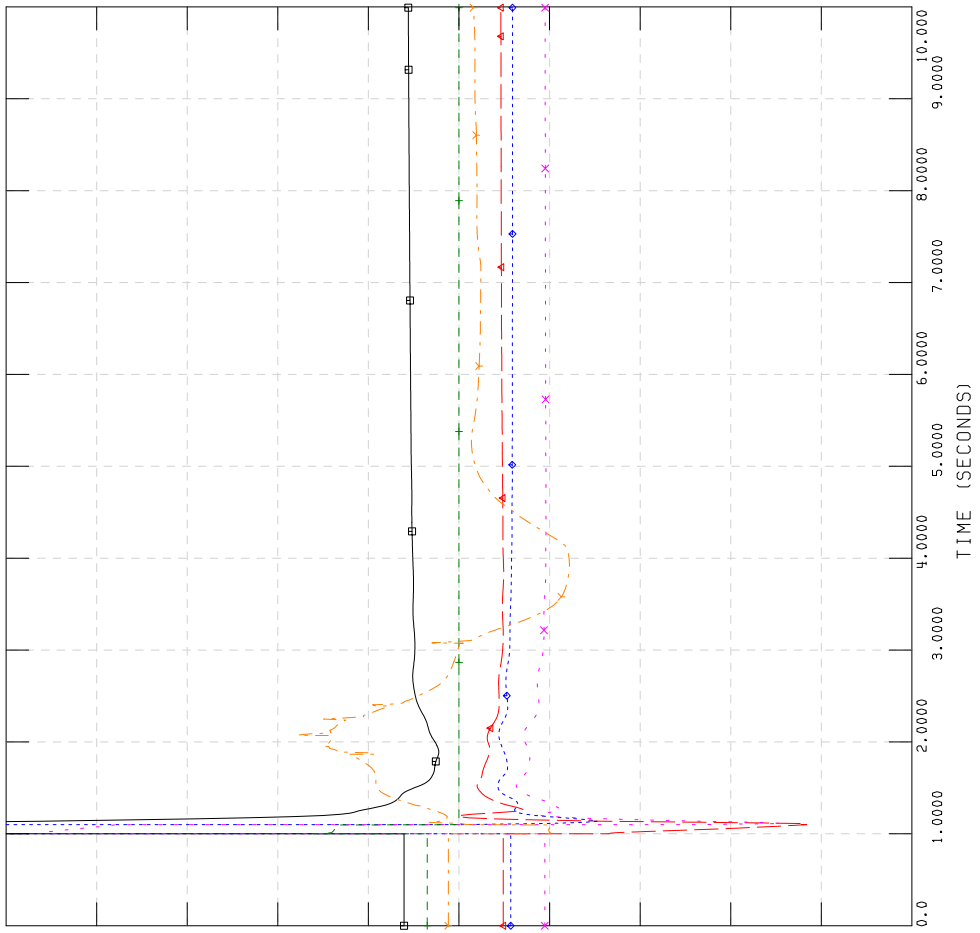

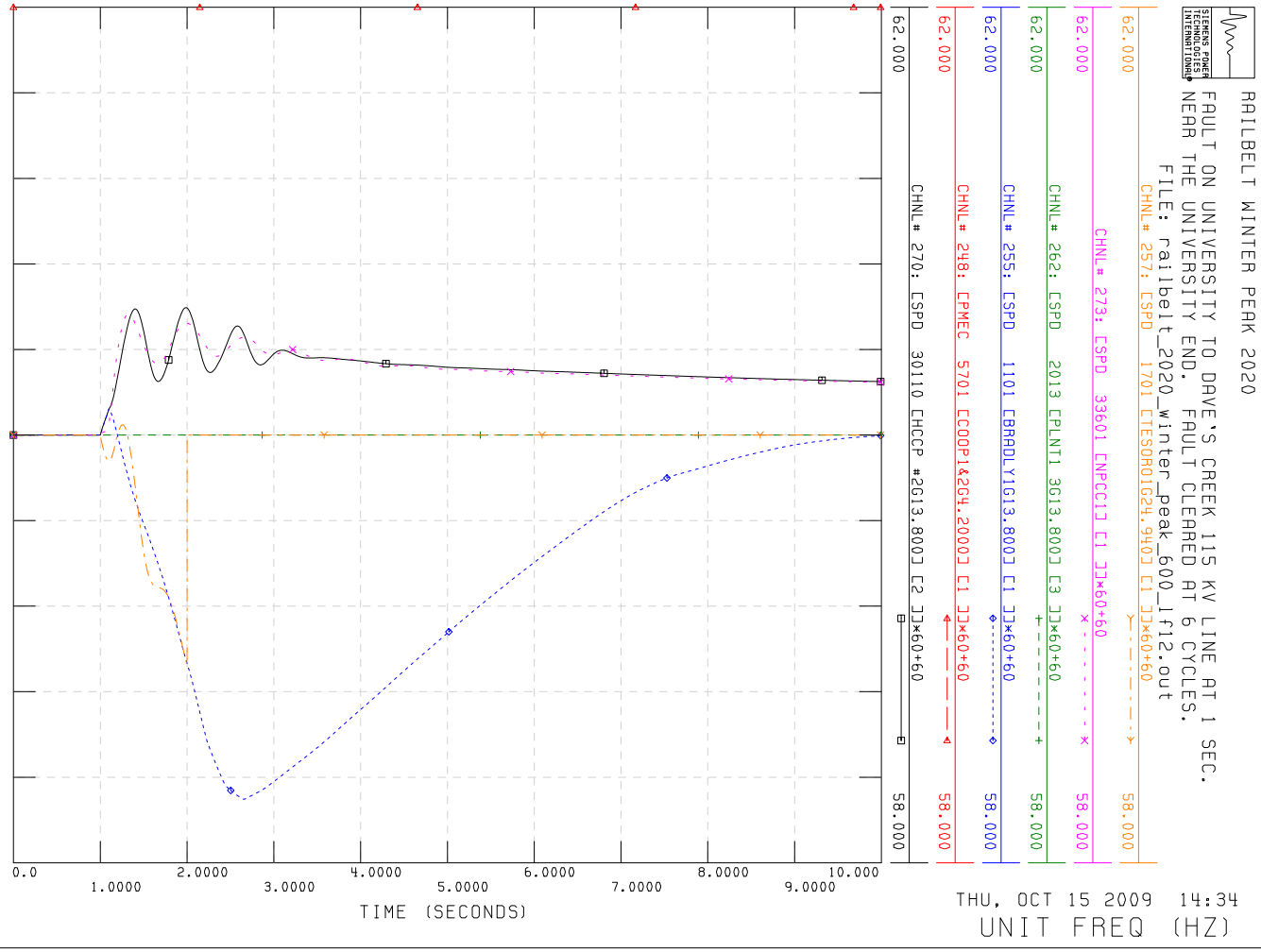
RAILBELT WINTER PEAK 2020
FAULT ON UNIVERSITY TO DAVE'S CREEK 115 KV LINE AT 1 SEC.
NEAR THE UNIVERSITY END. FAULT CLEARED AT 6 CYCLES.
FILE: railbelt_2020_winter_peak_600_lf12.out
CHNL# 257: CSPD 1701 CTESOR01G24.9400 C1 JJ×60+60
CHNL# 273: CSPD 33601 CNPCC1J C1 JJ×60+60
CHNL# 262: CSPD 2013 CPLNT1 3G13.8000 C3 JJ×60+60
CHNL# 255: CSPD 1101 CBRADLY1G13.8000 C1 JJ×60+60
CHNL# 248: CPMEC 5701 CCOOP1&2G4.2000J C1 JJ×60+60
CHNL# 270: CSPD 30110 CHCCP #2G13.8000 C2 JJ×60+60
62.000
58.000
0.0
1.0000
2.0000
3.0000
4.0000
5.0000
6.0000
7.0000
8.0000
9.0000
10.000
TIME (SECONDS)
THU, OCT 15 2009 14:34
UNIT FREQ (HZ)

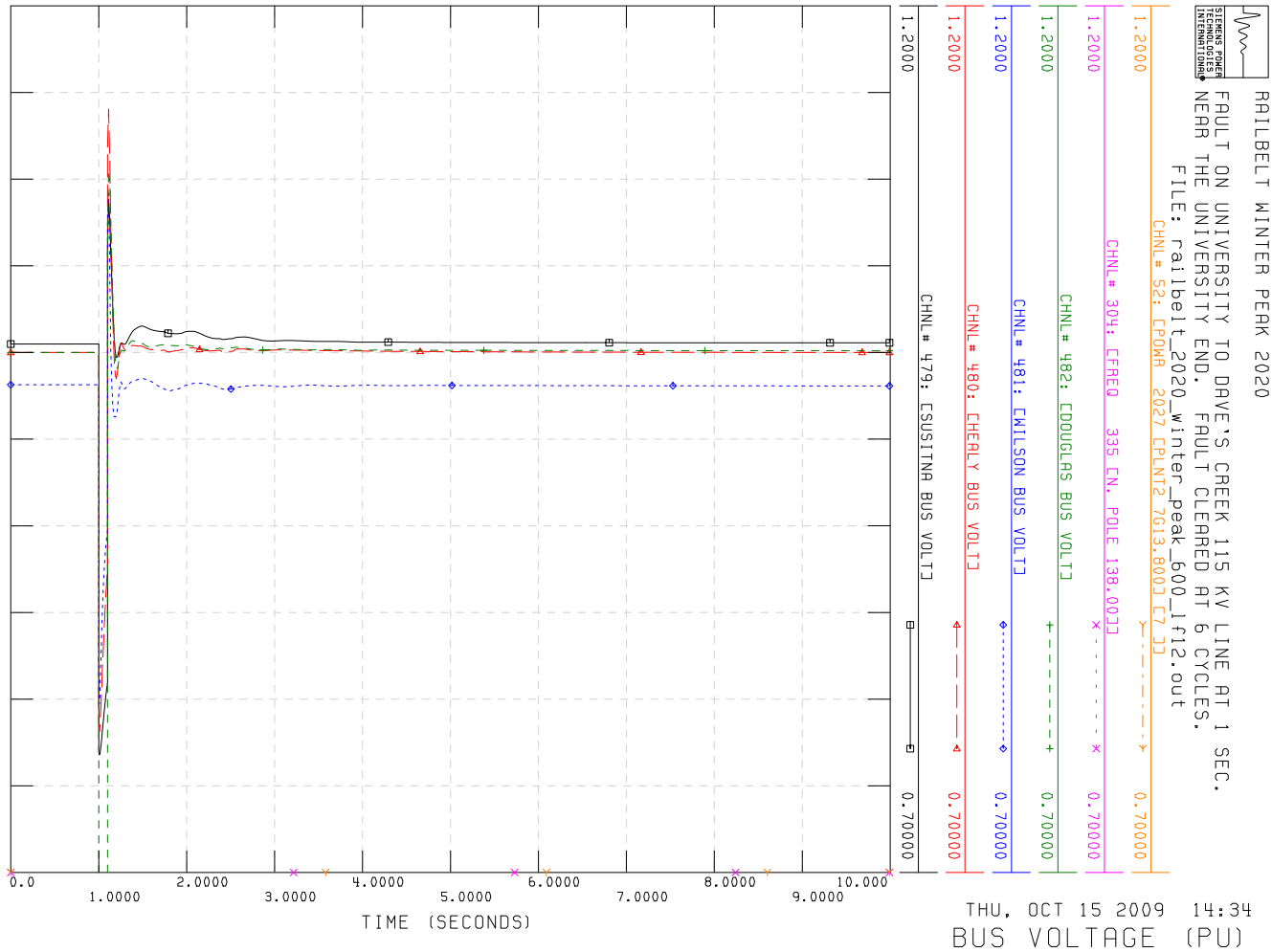
RAILBELT WINTER PEAK 2020
FAULT ON UNIVERSITY TO DAVE'S CREEK 115 KV LINE AT 1 SEC.
NEAR THE UNIVERSITY END. FAULT CLEARED AT 6 CYCLES.
FILE: railbelt_2020_winter_peak_600_lf12.out
CHNL# 52: CPOWR 2027 CPLNT2 7G13.8000 C7 JJ
CHNL# 304: CFREQ 335 CN. POLE 138.00JJ
CHNL# 482: CDOUGLAS BUS VOLTJ
CHNL# 481: CWILSON BUS VOLTJ
CHNL# 480: CHEALY BUS VOLTJ
CHNL# 479: CSUSITNA BUS VOLTJ
1.2000
0.70000
0.0
1.0000
2.0000
3.0000
4.0000
5.0000
6.0000
7.0000
8.0000
9.0000
10.000
TIME (SECONDS)
THU, OCT 15 2009 14:34
BUS VOLTAGE (PU)

RAILBELT WINTER PEAK 2020

FAULT ON UNIVERSITY TO DAVE'S CREEK 115 KV LINE AT 1 SEC.
NEAR THE UNIVERSITY END. FAULT CLEARED AT 6 CYCLES.
FILE: railbelt_2020_winter_peak_600_1f12.out

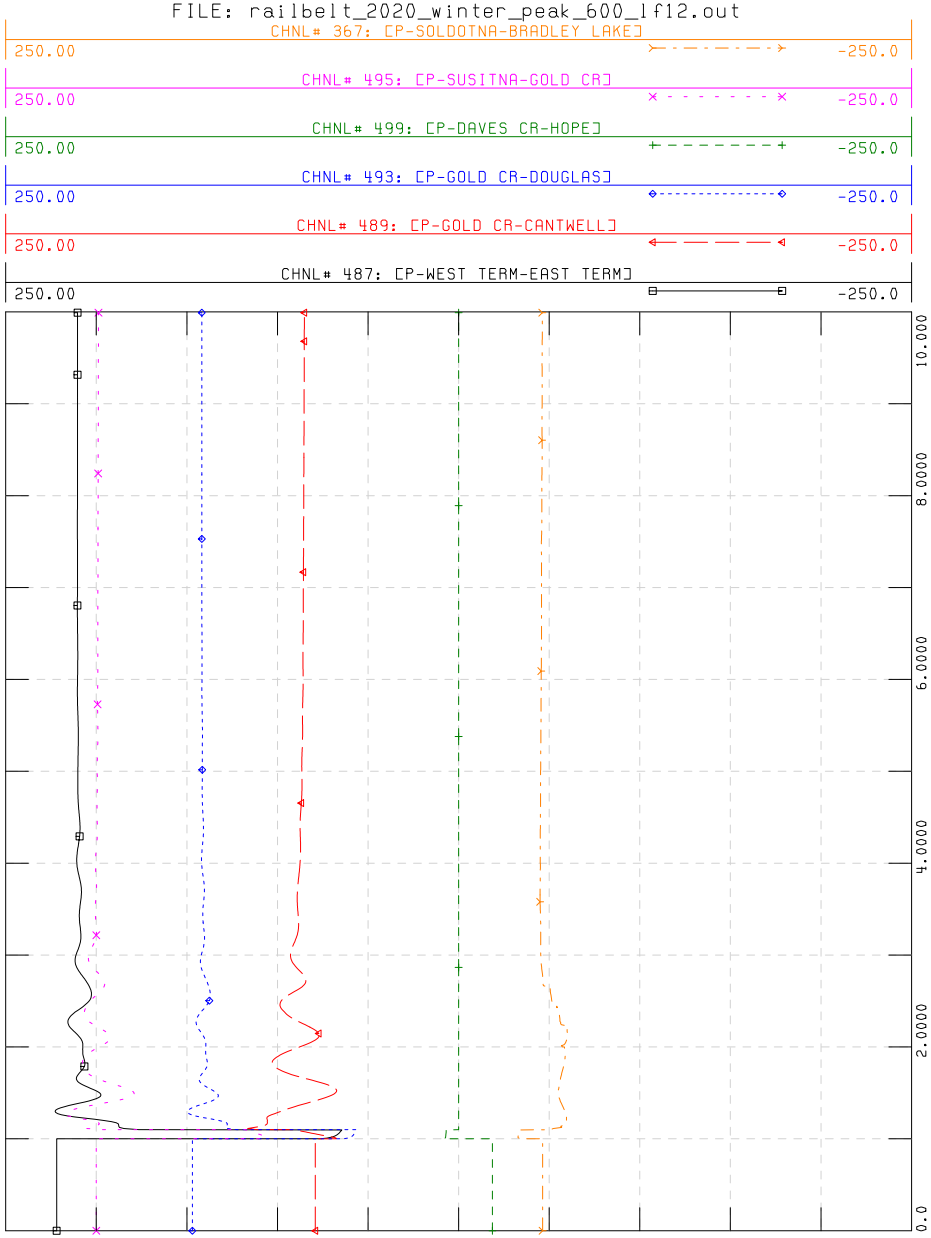

THU, OCT 15 2009 14:34
LINE FLOW (MW)

RAILBELT WINTER PEAK 2020

FAULT ON UNIVERSITY TO DAVE'S CREEK 115 KV LINE AT 1 SEC.
NEAR THE UNIVERSITY END. FAULT CLEARED AT 6 CYCLES.
FILE: railbelt_2020_winter_peak_600_1f12.out

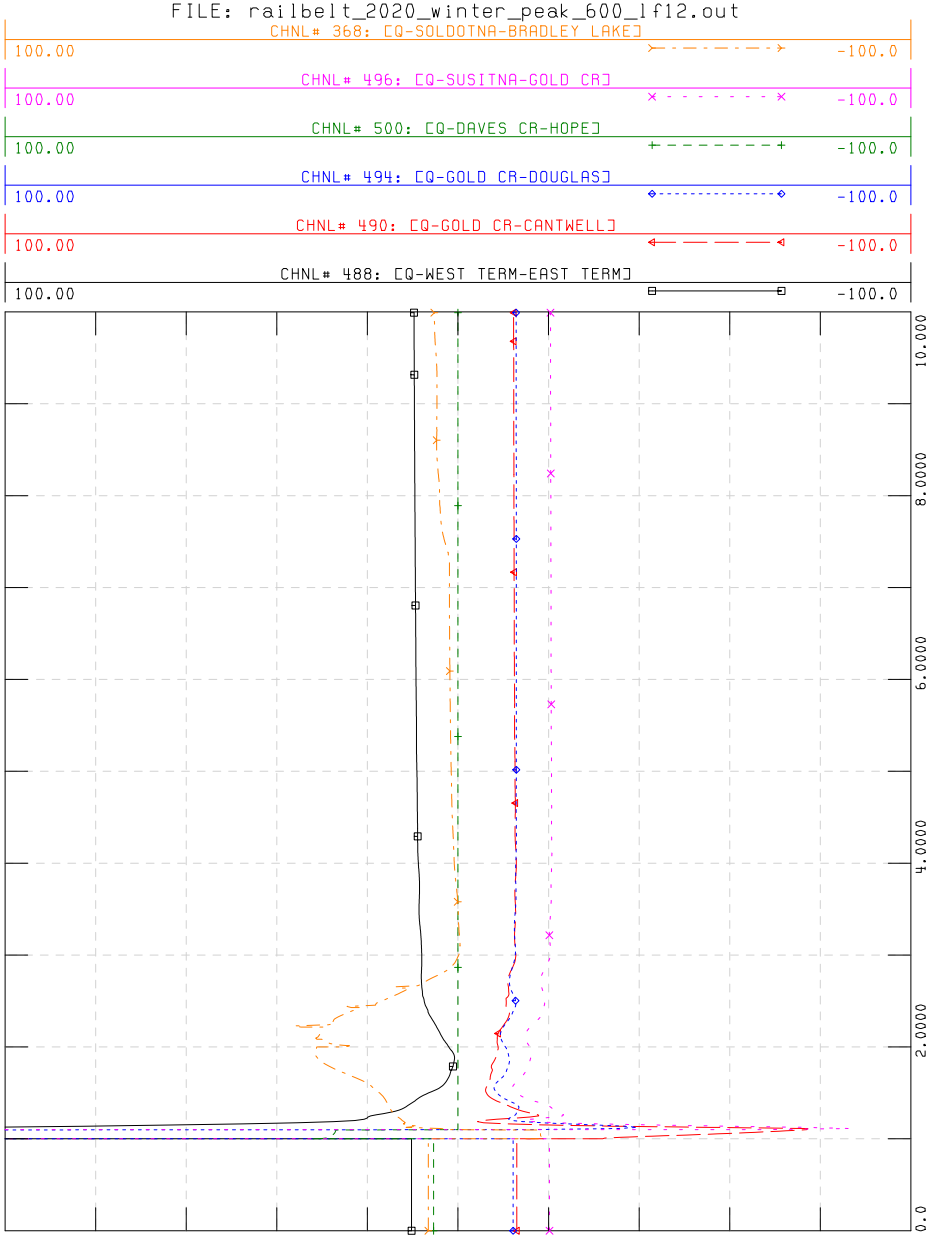

THU, OCT 15 2009 14:35
LINE FLOW (MVAR)

RAILBELT SUMMER PEAK 2020

FAULT ON UNIVERSITY TO DAVE'S CREEK 115 KV LINE AT 1 SEC.
NEAR THE UNIVERSITY END. FAULT CLEARED AT 6 CYCLES.
FILE: railbelt_2020_summer_peak_420_1f12.out

THU, OCT 15 2009 14:35

UNIT FREQ (HZ)

CHNL# 257: [SPD 1701 [TESOR01G24.940] [1]]×60+60
62.000 58.000

CHNL# 273: [SPD 33601 [NPCC1] [1]]×60+60
62.000 58.000

CHNL# 262: [SPD 2013 [PLNT1 3G13.800] [3]]×60+60
62.000 58.000

CHNL# 255: [SPD 1101 [BRADLY1G13.800] [1]]×60+60
62.000 58.000

CHNL# 248: [PMEC 5701 [COOP1&2G4.2000] [1]]×60+60
62.000 58.000

CHNL# 270: [SPD 30110 [HCCP #2G13.800] [2]]×60+60
62.000 58.000

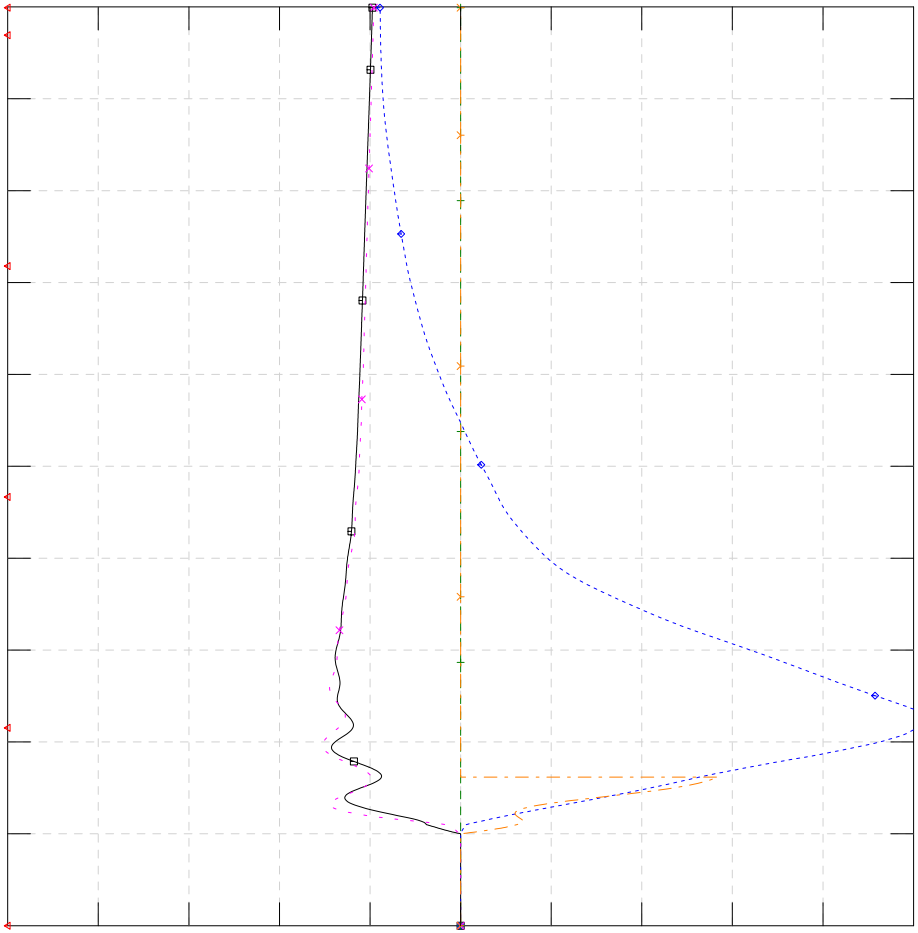

RAILBELT SUMMER PEAK 2020

FAULT ON UNIVERSITY TO DAVE'S CREEK 115 KV LINE AT 1 SEC.
NEAR THE UNIVERSITY END. FAULT CLEARED AT 6 CYCLES.
FILE: railbelt_2020_summer_peak_420_1f12.out

THU, OCT 15 2009 14:35

BUS VOLTAGE (PU)

CHNL# 52: [POWR 2027 [PLNT2 7G13.800] [7]]
1.2000 0.70000

CHNL# 304: [FREQ 335 [N. POLE 138.00]]
1.2000 0.70000

CHNL# 482: [DOUGLAS BUS VOLT]
1.2000 0.70000

CHNL# 481: [WILSON BUS VOLT]
1.2000 0.70000

CHNL# 480: [HEALY BUS VOLT]
1.2000 0.70000

CHNL# 479: [SUSITNA BUS VOLT]
1.2000 0.70000

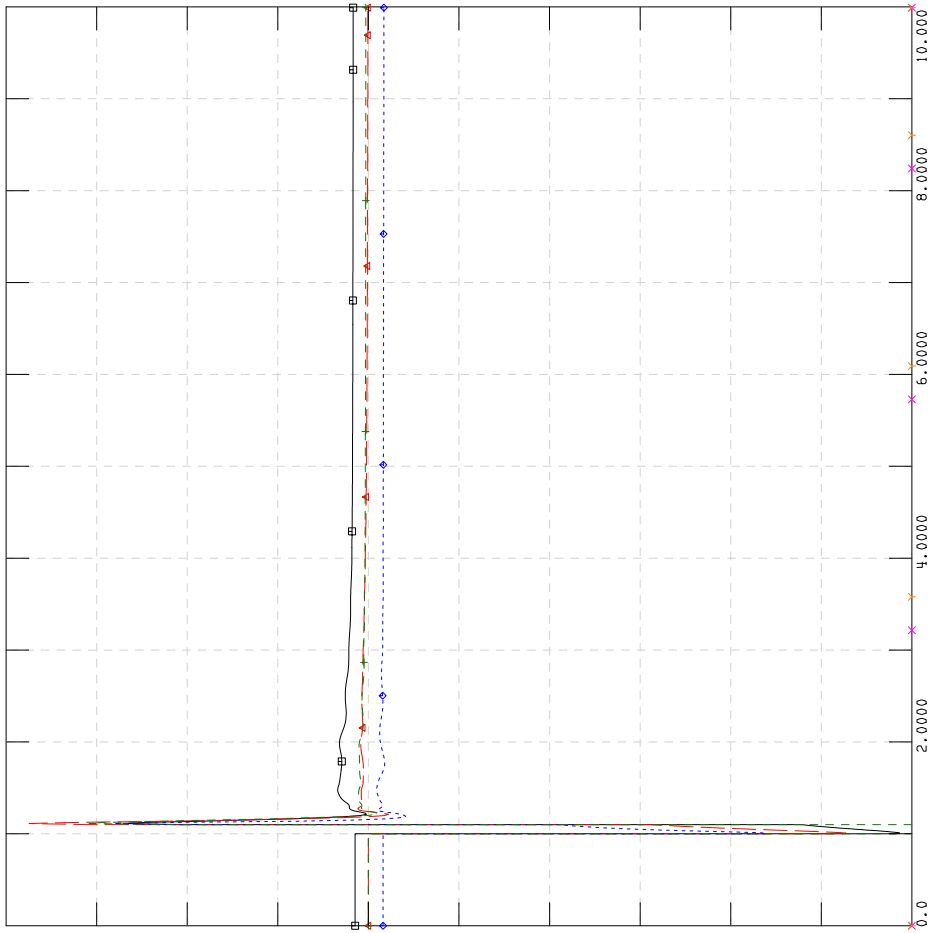

RAILBELT SUMMER PEAK 2020

FAULT ON UNIVERSITY TO DAVE'S CREEK 115 KV LINE AT 1 SEC.
NEAR THE UNIVERSITY END. FAULT CLEARED AT 6 CYCLES.
FILE: railbelt_2020_summer_peak_420_1f12.out

THU, OCT 15 2009 14:35

LINE FLOW (MW)

CHNL# 367: CP-SOLDOTNA-BRADLEY LAKE]
250.00 -250.0

CHNL# 495: CP-SUSITNA-GOLD CR]
250.00 -250.0

CHNL# 499: CP-DAVES CR-HOPE]
250.00 -250.0

CHNL# 493: CP-GOLD CR-DOUGLAS]
250.00 -250.0

CHNL# 489: CP-GOLD CR-CANTWELL]
250.00 -250.0

CHNL# 487: CP-WEST TERM-EAST TERM]
250.00 -250.0

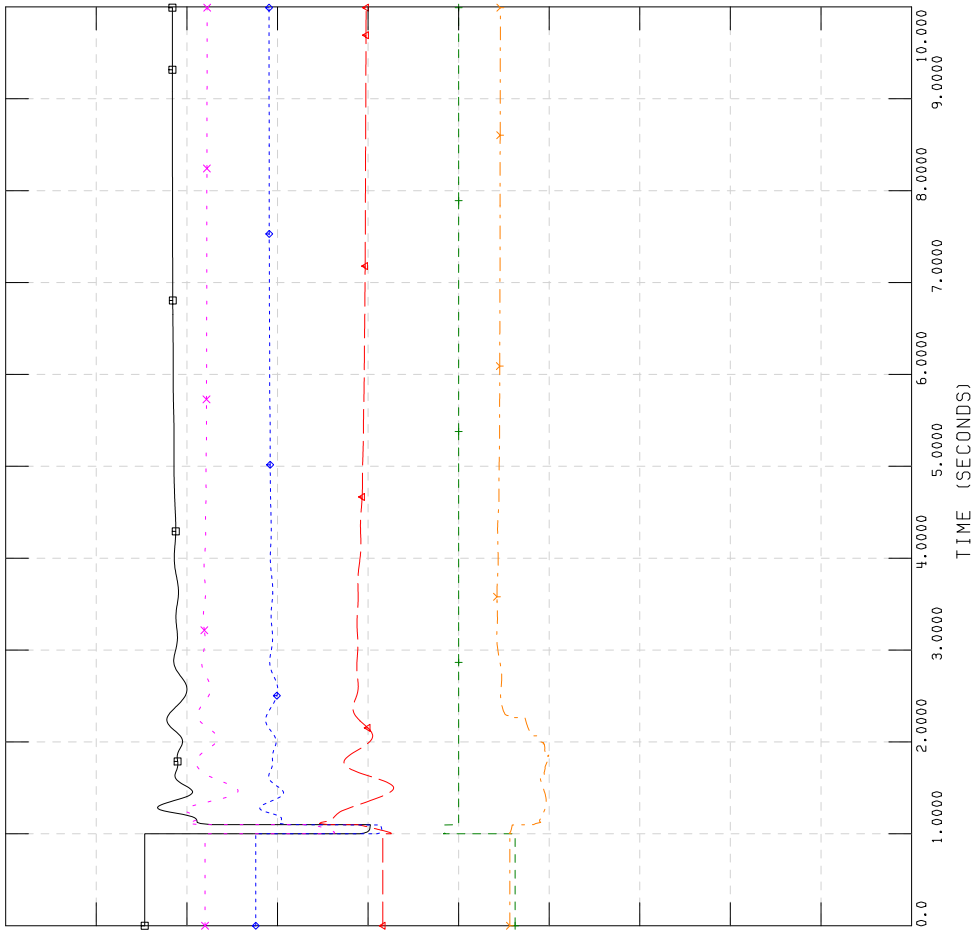

RAILBELT SUMMER PEAK 2020

FAULT ON UNIVERSITY TO DAVE'S CREEK 115 KV LINE AT 1 SEC.
NEAR THE UNIVERSITY END. FAULT CLEARED AT 6 CYCLES.
FILE: railbelt_2020_summer_peak_420_1f12.out

THU, OCT 15 2009 14:35

LINE FLOW (MVAR)

CHNL# 368: CQ-SOLDOTNA-BRADLEY LAKE]
100.00 -100.0

CHNL# 496: CQ-SUSITNA-GOLD CR]
100.00 -100.0

CHNL# 500: CQ-DAVES CR-HOPE]
100.00 -100.0

CHNL# 494: CQ-GOLD CR-DOUGLAS]
100.00 -100.0

CHNL# 490: CQ-GOLD CR-CANTWELL]
100.00 -100.0

CHNL# 488: CQ-WEST TERM-EAST TERM]
100.00 -100.0

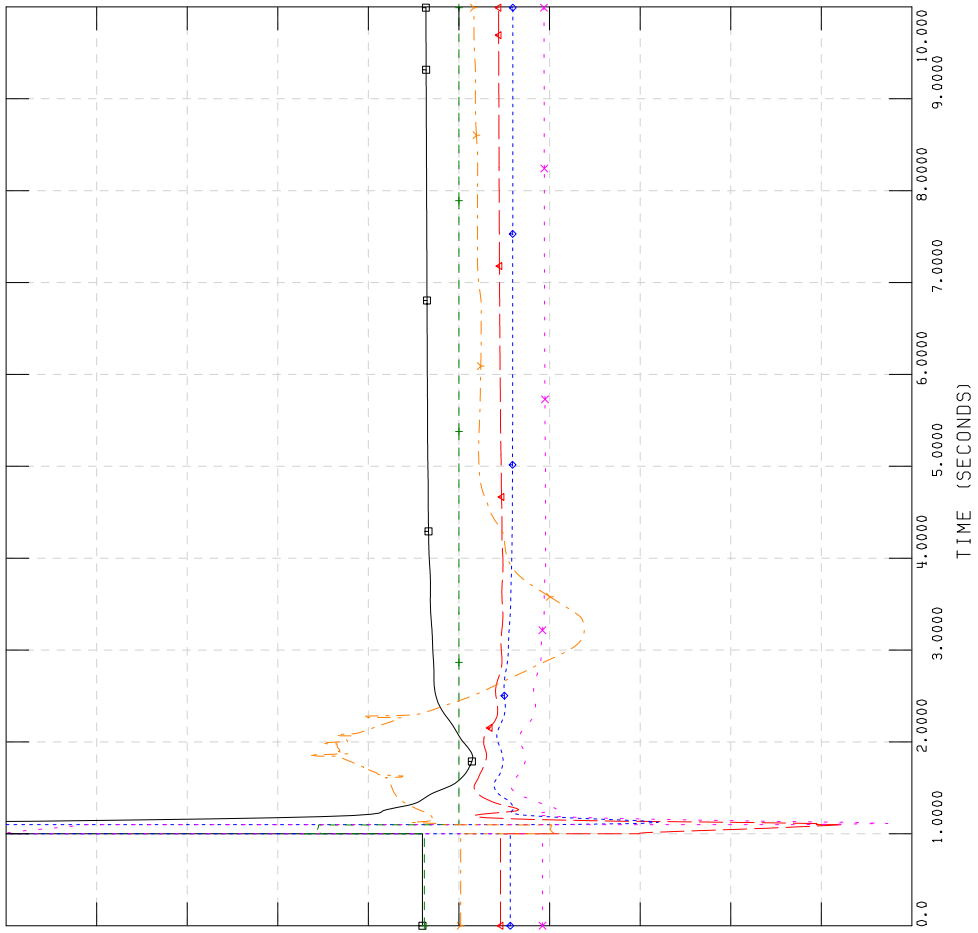

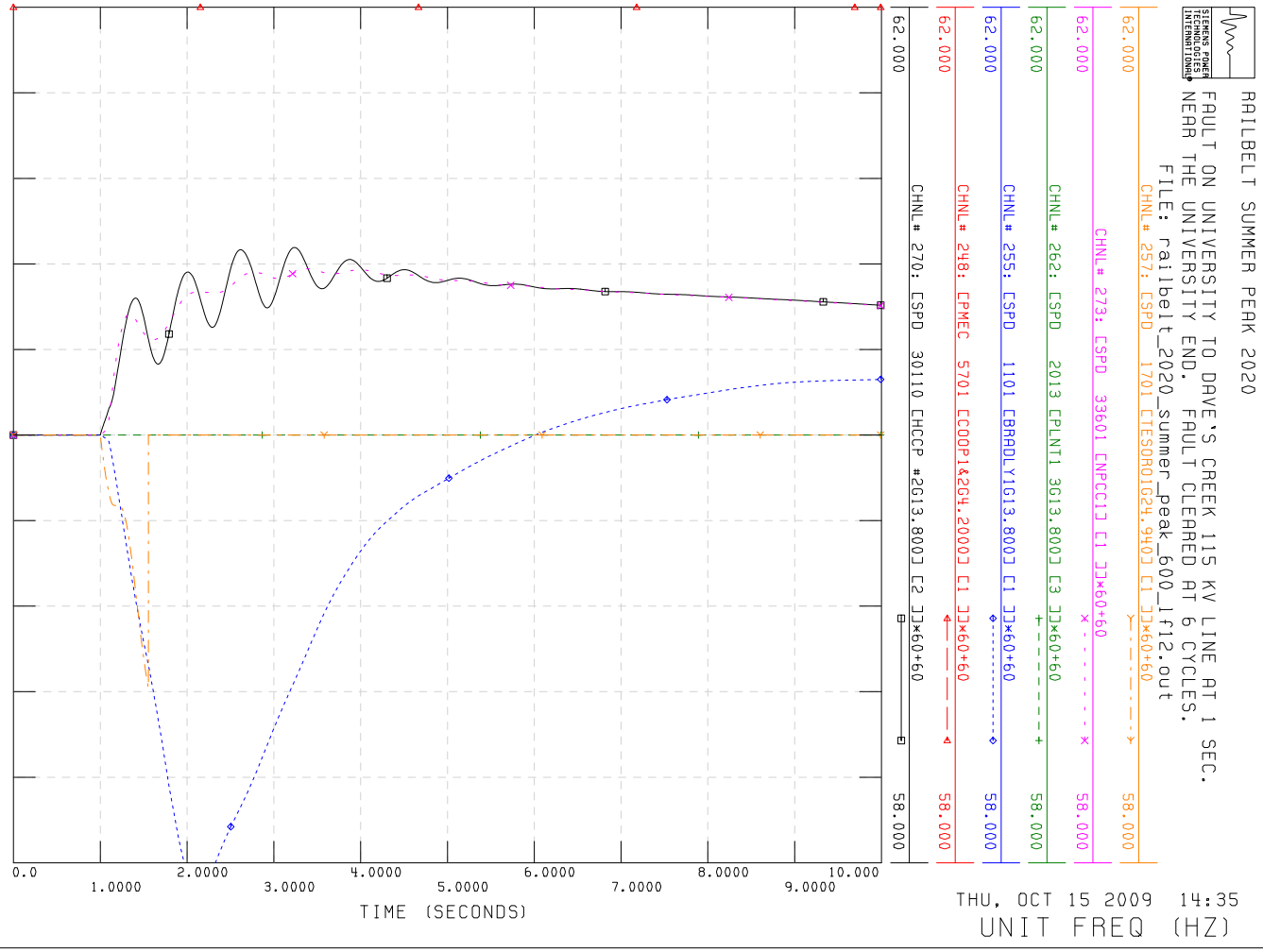
RAILBELT SUMMER PEAK 2020
FAULT ON UNIVERSITY TO DAVE'S CREEK 115 KV LINE AT 1 SEC.
NEAR THE UNIVERSITY END. FAULT CLEARED AT 6 CYCLES.
FILE: railbelt_2020_summer_peak_600_lf12.out
CHNL# 257: CSPD 1701 CTESOR01G24.9kVJ C1 JJ×60+60
CHNL# 273: CSPD 33601 CNPCC1J C1 JJ×60+60
CHNL# 262: CSPD 2013 CPLNT1 3G13.800J C3 JJ×60+60
CHNL# 255: CSPD 1101 CBRADLY1G13.800J C1 JJ×60+60
CHNL# 248: CPMEC 5701 CCOOP1&2G4.2000J C1 JJ×60+60
CHNL# 270: CSPD 30110 CHCCP #2G13.800J C2 JJ×60+60
62.000
58.000
0.0
1.0000
2.0000
3.0000
4.0000
5.0000
6.0000
7.0000
8.0000
9.0000
10.000
TIME (SECONDS)
THU, OCT 15 2009 14:35
UNIT FREQ (HZ)

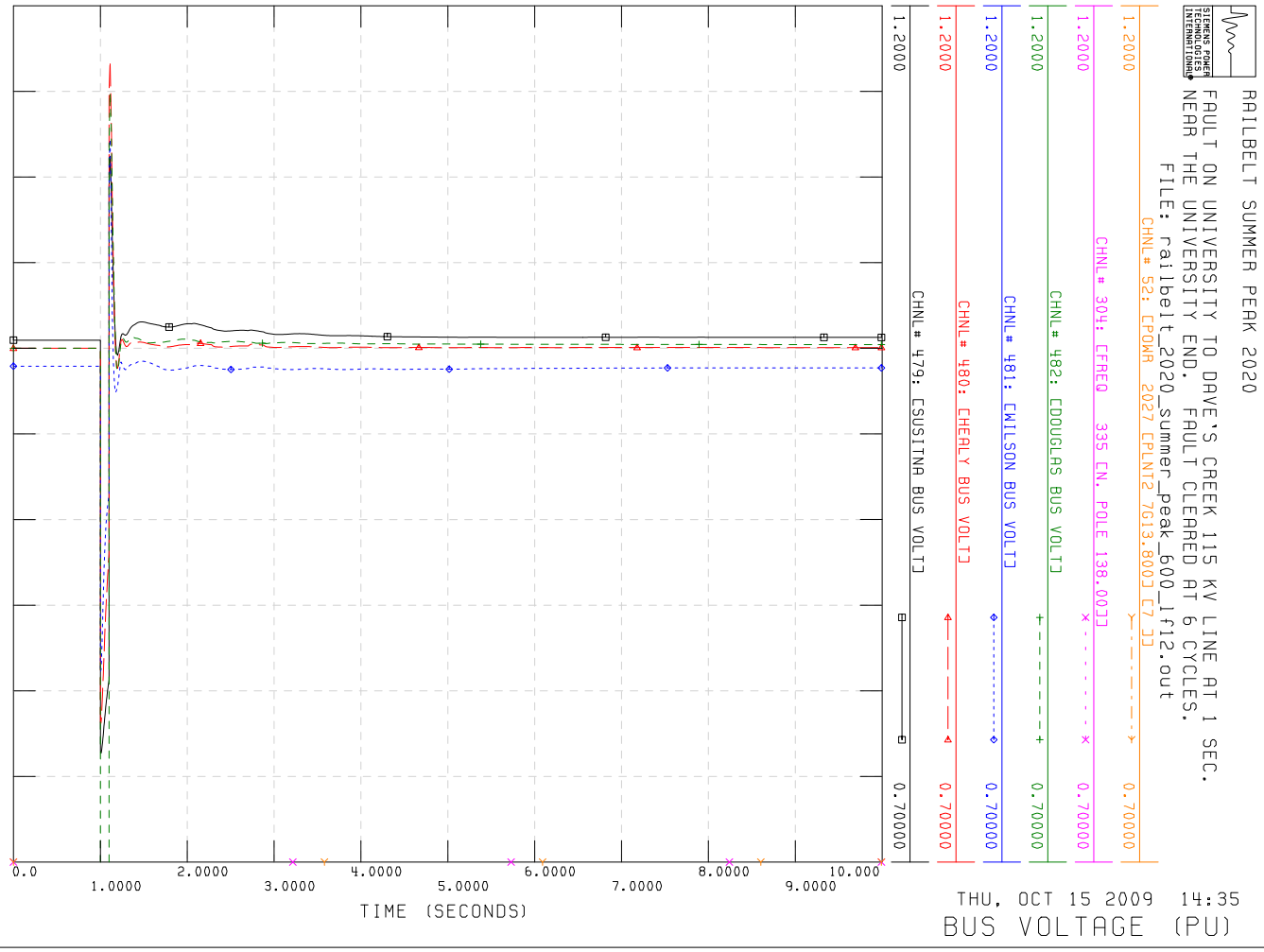
RAILBELT SUMMER PEAK 2020
FAULT ON UNIVERSITY TO DAVE'S CREEK 115 KV LINE AT 1 SEC.
NEAR THE UNIVERSITY END. FAULT CLEARED AT 6 CYCLES.
FILE: railbelt_2020_summer_peak_600_lf12.out
CHNL# 52: CPOWR 2027 CPLNT2 7G13.800J C7 JJ
CHNL# 304: CFREQ 335 CN. POLE 138.00JJ
CHNL# 482: CDOUGLAS BUS VOLTJ
CHNL# 481: CWILSON BUS VOLTJ
CHNL# 480: CHEALY BUS VOLTJ
CHNL# 479: CSUSITNA BUS VOLTJ
1.2000
0.70000
0.0
1.0000
2.0000
3.0000
4.0000
5.0000
6.0000
7.0000
8.0000
9.0000
10.000
TIME (SECONDS)
THU, OCT 15 2009 14:35
BUS VOLTAGE (PU)

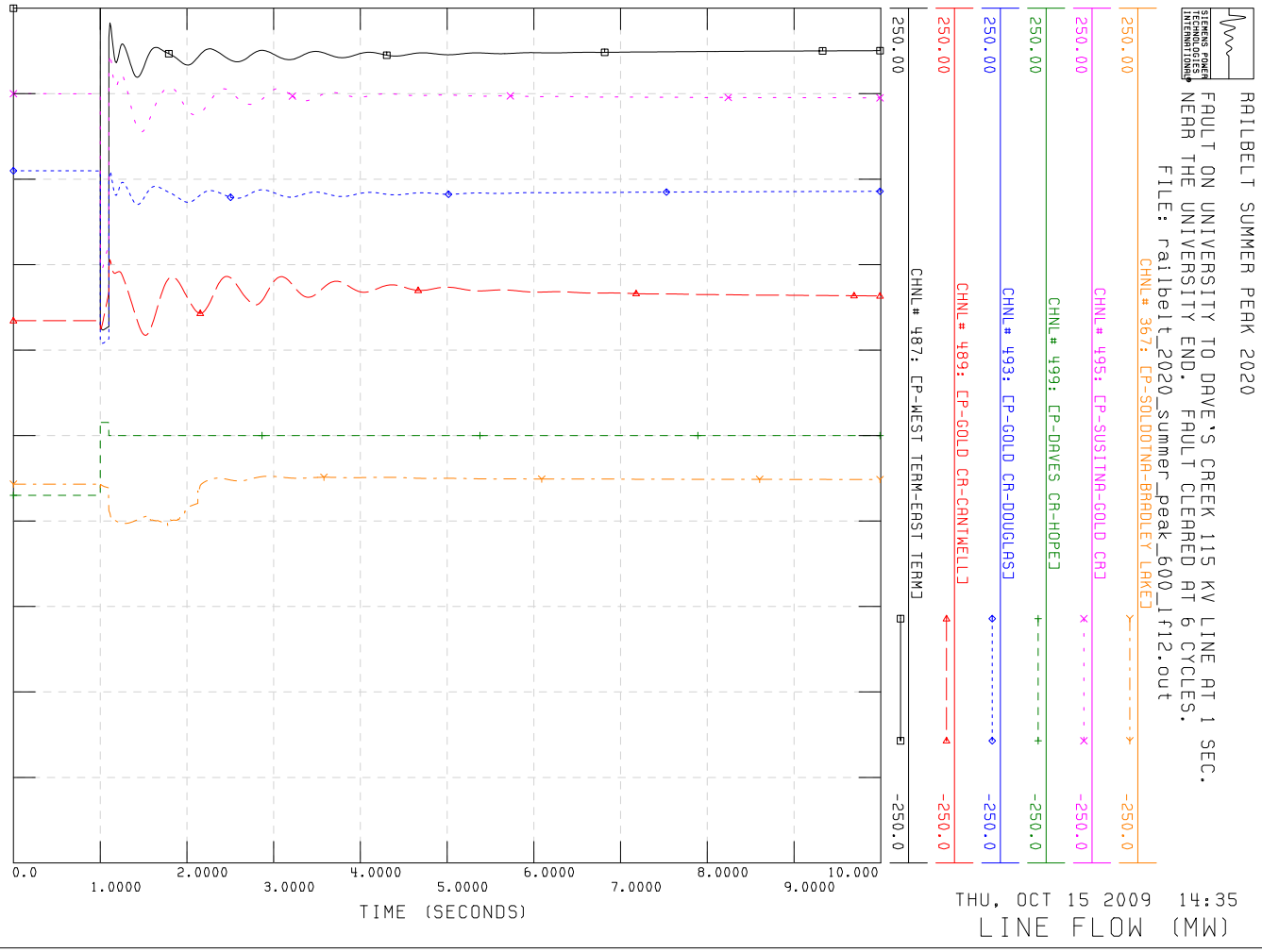
RAILBELT SUMMER PEAK 2020
FAULT ON UNIVERSITY TO DAVE'S CREEK 115 KV LINE AT 1 SEC.
NEAR THE UNIVERSITY END. FAULT CLEARED AT 6 CYCLES.
FILE: railbelt_2020_summer_peak_600_lf12.out
CHNL# 367: [P-SOLDOTNA-BRADLEY LAKE]
CHNL# 495: [P-SUSITNA-GOLD CR]
CHNL# 499: [P-DAVES CR-HOPE]
CHNL# 493: [P-GOLD CR-DOUGLAS]
CHNL# 489: [P-GOLD CR-CANTWELL]
CHNL# 487: [P-WEST TERM-EAST TERM]
250.00
-250.0
0.0
1.0000
2.0000
3.0000
4.0000
5.0000
6.0000
7.0000
8.0000
9.0000
10.000
TIME (SECONDS)
THU, OCT 15 2009 14:35
LINE FLOW (MW)

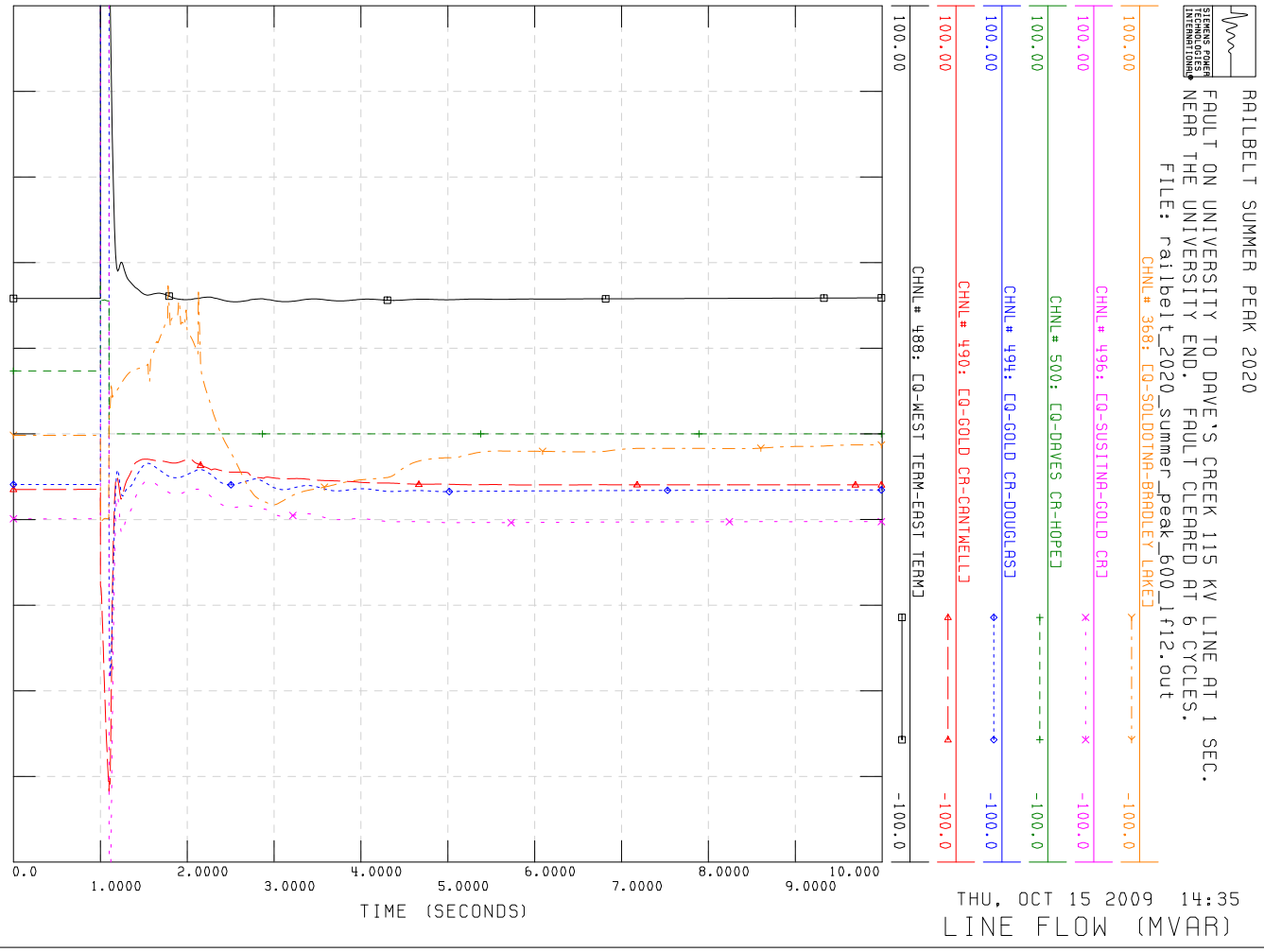
RAILBELT SUMMER PEAK 2020
FAULT ON UNIVERSITY TO DAVE'S CREEK 115 KV LINE AT 1 SEC.
NEAR THE UNIVERSITY END. FAULT CLEARED AT 6 CYCLES.
FILE: railbelt_2020_summer_peak_600_lf12.out
CHNL# 368: [Q-SOLDOTNA-BRADLEY LAKE]
CHNL# 496: [Q-SUSITNA-GOLD CR]
CHNL# 500: [Q-DAVES CR-HOPE]
CHNL# 494: [Q-GOLD CR-DOUGLAS]
CHNL# 490: [Q-GOLD CR-CANTWELL]
CHNL# 488: [Q-WEST TERM-EAST TERM]
100.00
-100.0
0.0
1.0000
2.0000
3.0000
4.0000
5.0000
6.0000
7.0000
8.0000
9.0000
10.000
TIME (SECONDS)
THU, OCT 15 2009 14:35
LINE FLOW (MVAR)

RAILBELT SUMMER VALLEY 2020

FAULT ON UNIVERSITY TO DAVE'S CREEK 115 KV LINE AT 1 SEC.
NEAR THE UNIVERSITY END. FAULT CLEARED AT 6 CYCLES.
FILE: railbelt_2020_summer_valley_420_lf12.out

THU, OCT 15 2009 14:35

UNIT FREQ (HZ)

CHNL# 257: [SPD 1701 [TESOR01G24.940] [1]]×60+60
62.000 58.000

CHNL# 273: [SPD 33601 [NPCC1] [1]]×60+60
62.000 58.000

CHNL# 262: [SPD 2013 [PLNT1 3G13.800] [3]]×60+60
62.000 58.000

CHNL# 255: [SPD 1101 [BRADLY1G13.800] [1]]×60+60
62.000 58.000

CHNL# 248: [PMEC 5701 [COOP1&2G4.2000] [1]]×60+60
62.000 58.000

CHNL# 270: [SPD 30110 [HCCP #2G13.800] [2]]×60+60
62.000 58.000

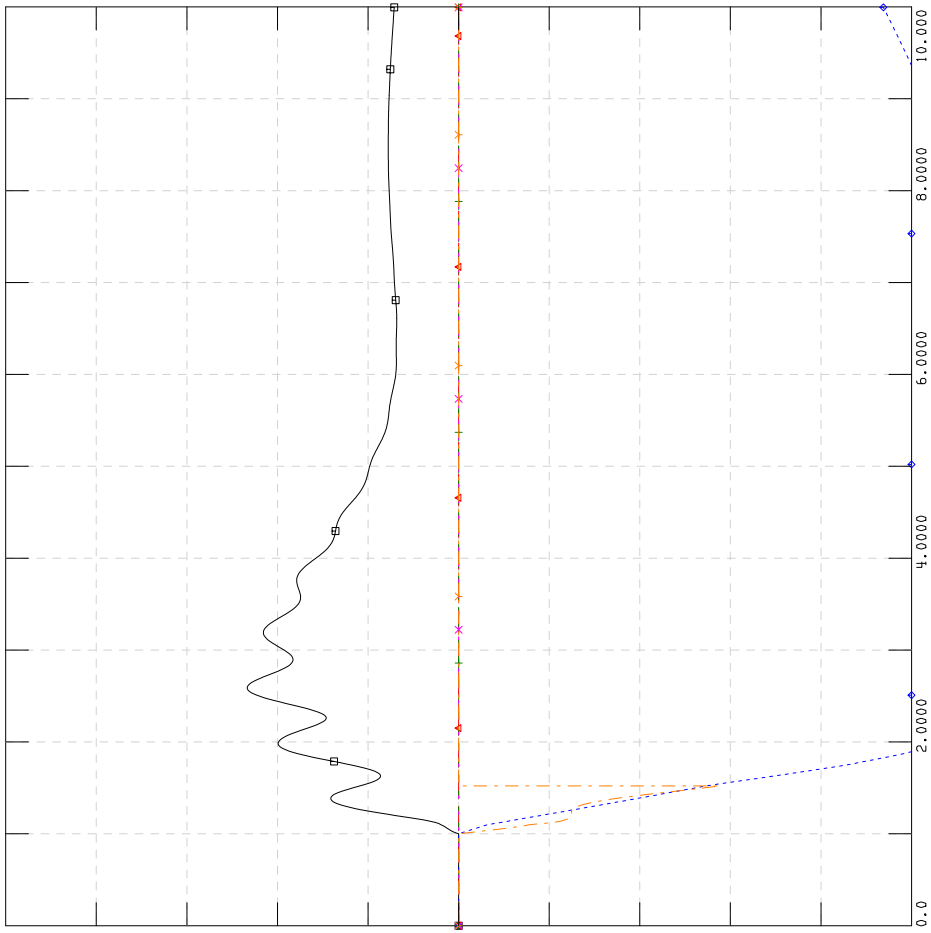

RAILBELT SUMMER VALLEY 2020

FAULT ON UNIVERSITY TO DAVE'S CREEK 115 KV LINE AT 1 SEC.
NEAR THE UNIVERSITY END. FAULT CLEARED AT 6 CYCLES.
FILE: railbelt_2020_summer_valley_420_lf12.out

THU, OCT 15 2009 14:35

BUS VOLTAGE (PU)

CHNL# 52: [POWR 2027 [PLNT2 7G13.800] [7]]
1.2000 0.70000

CHNL# 304: [FREQ 335 [N. POLE 138.00]]
1.2000 0.70000

CHNL# 482: [DOUGLAS BUS VOLT]
1.2000 0.70000

CHNL# 481: [WILSON BUS VOLT]
1.2000 0.70000

CHNL# 480: [HEALY BUS VOLT]
1.2000 0.70000

CHNL# 479: [SUSITNA BUS VOLT]
1.2000 0.70000

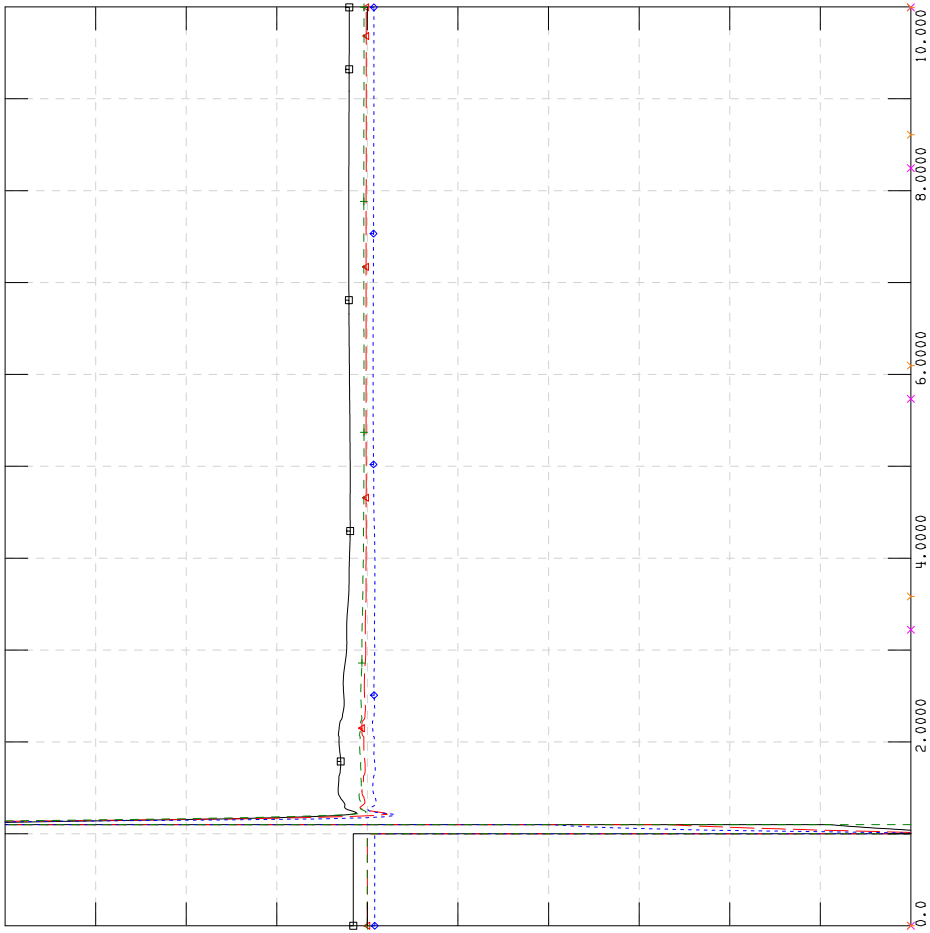

RAILBELT SUMMER VALLEY 2020

FAULT ON UNIVERSITY TO DAVE'S CREEK 115 KV LINE AT 1 SEC.
NEAR THE UNIVERSITY END. FAULT CLEARED AT 6 CYCLES.
FILE: railbelt_2020_summer_valley_420_lf12.out

THU, OCT 15 2009 14:35

LINE FLOW (MW)

CHNL# 367: [P-SOLDOTNA-BRADLEY LAKE]
250.00 -250.0

CHNL# 495: [P-SUSITNA-GOLD CR]
250.00 -250.0

CHNL# 499: [P-DAVES CR-HOPE]
250.00 -250.0

CHNL# 493: [P-GOLD CR-DOUGLAS]
250.00 -250.0

CHNL# 489: [P-GOLD CR-CANTWELL]
250.00 -250.0

CHNL# 487: [P-WEST TERM-EAST TERM]
250.00 -250.0

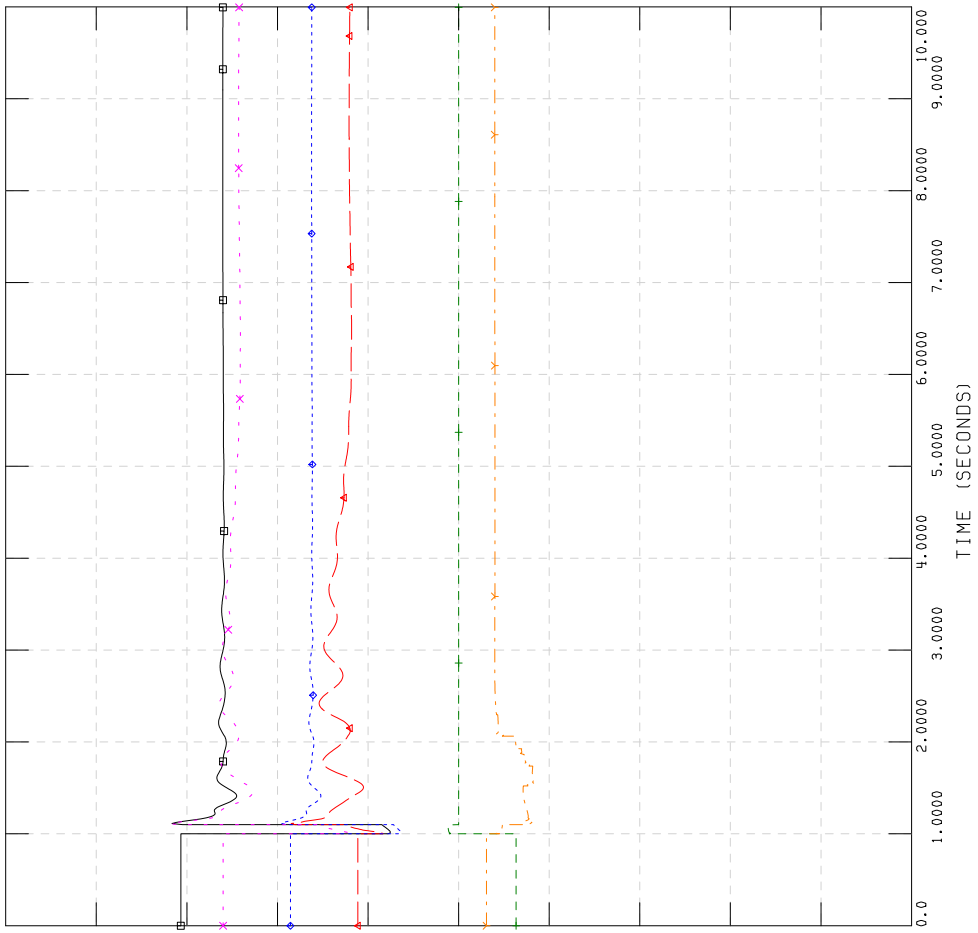

RAILBELT SUMMER VALLEY 2020

FAULT ON UNIVERSITY TO DAVE'S CREEK 115 KV LINE AT 1 SEC.
NEAR THE UNIVERSITY END. FAULT CLEARED AT 6 CYCLES.
FILE: railbelt_2020_summer_valley_420_lf12.out

THU, OCT 15 2009 14:35

LINE FLOW (MVAR)

CHNL# 368: [Q-SOLDOTNA-BRADLEY LAKE]
100.00 -100.0

CHNL# 496: [Q-SUSITNA-GOLD CR]
100.00 -100.0

CHNL# 500: [Q-DAVES CR-HOPE]
100.00 -100.0

CHNL# 494: [Q-GOLD CR-DOUGLAS]
100.00 -100.0

CHNL# 490: [Q-GOLD CR-CANTWELL]
100.00 -100.0

CHNL# 488: [Q-WEST TERM-EAST TERM]
100.00 -100.0

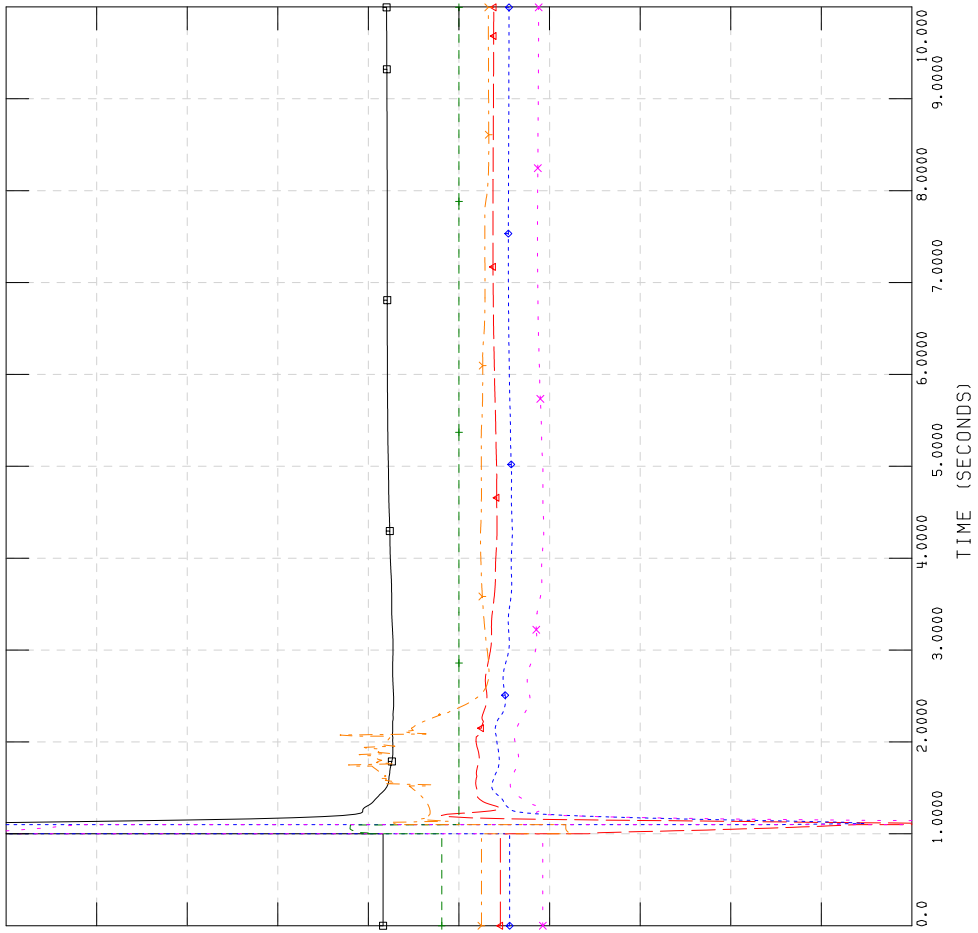

RAILBELT SUMMER VALLEY 2020

FAULT ON UNIVERSITY TO DAVE'S CREEK 115 KV LINE AT 1 SEC.
NEAR THE UNIVERSITY END. FAULT CLEARED AT 6 CYCLES.
FILE: railbelt_2020_summer_valley_600_lf12.out

THU, OCT 15 2009 14:35

UNIT FREQ (HZ)

CHNL# 257: [SPD 1701 [TESOR01G24.940] [1]]×60+60
62.000 58.000

CHNL# 273: [SPD 33601 [NPCC1] [1]]×60+60
62.000 58.000

CHNL# 262: [SPD 2013 [PLNT1 3G13.800] [3]]×60+60
62.000 58.000

CHNL# 255: [SPD 1101 [BRADLY1G13.800] [1]]×60+60
62.000 58.000

CHNL# 248: [PMEC 5701 [COOP1&2G4.2000] [1]]×60+60
62.000 58.000

CHNL# 270: [SPD 30110 [HCCP #2G13.800] [2]]×60+60
62.000 58.000

0.0 1.0000 2.0000 3.0000 4.0000 5.0000 6.0000 7.0000 8.0000 9.0000 10.000

TIME (SECONDS)

RAILBELT SUMMER VALLEY 2020

FAULT ON UNIVERSITY TO DAVE'S CREEK 115 KV LINE AT 1 SEC.
NEAR THE UNIVERSITY END. FAULT CLEARED AT 6 CYCLES.
FILE: railbelt_2020_summer_valley_600_lf12.out

THU, OCT 15 2009 14:35

BUS VOLTAGE (PU)

CHNL# 52: [POWR 2027 [PLNT2 7G13.800] [7]]
1.2000 0.70000

CHNL# 304: [FREQ 335 [N. POLE 138.00]]
1.2000 0.70000

CHNL# 482: [DOUGLAS BUS VOLT]
1.2000 0.70000

CHNL# 481: [WILSON BUS VOLT]
1.2000 0.70000

CHNL# 480: [HEALY BUS VOLT]
1.2000 0.70000

CHNL# 479: [SUSITNA BUS VOLT]
1.2000 0.70000

0.0 1.0000 2.0000 3.0000 4.0000 5.0000 6.0000 7.0000 8.0000 9.0000 10.000

TIME (SECONDS)

RAILBELT SUMMER VALLEY 2020

FAULT ON UNIVERSITY TO DAVE'S CREEK 115 KV LINE AT 1 SEC.
NEAR THE UNIVERSITY END. FAULT CLEARED AT 6 CYCLES.
FILE: railbelt_2020_summer_valley_600_lf12.out

THU, OCT 15 2009 14:35

LINE FLOW (MW)

CHNL# 367: [P-SOLDOTNA-BRADLEY LAKE]
250.00 -250.0

CHNL# 495: [P-SUSITNA-GOLD CR]
250.00 -250.0

CHNL# 499: [P-DAVES CR-HOPE]
250.00 -250.0

CHNL# 493: [P-GOLD CR-DOUGLAS]
250.00 -250.0

CHNL# 489: [P-GOLD CR-CANTWELL]
250.00 -250.0

CHNL# 487: [P-WEST TERM-EAST TERM]
250.00 -250.0

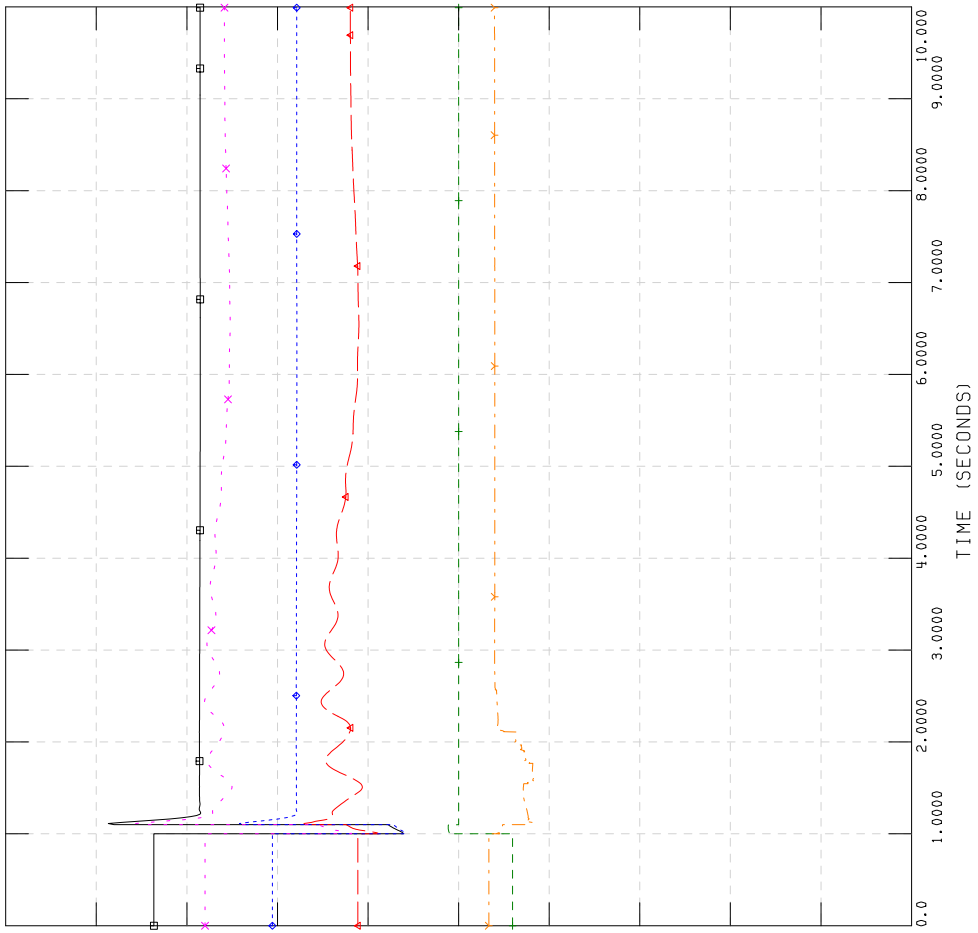

RAILBELT SUMMER VALLEY 2020

FAULT ON UNIVERSITY TO DAVE'S CREEK 115 KV LINE AT 1 SEC.
NEAR THE UNIVERSITY END. FAULT CLEARED AT 6 CYCLES.
FILE: railbelt_2020_summer_valley_600_lf12.out

THU, OCT 15 2009 14:35

LINE FLOW (MVAR)

CHNL# 368: [Q-SOLDOTNA-BRADLEY LAKE]
100.00 -100.0

CHNL# 496: [Q-SUSITNA-GOLD CR]
100.00 -100.0

CHNL# 500: [Q-DAVES CR-HOPE]
100.00 -100.0

CHNL# 494: [Q-GOLD CR-DOUGLAS]
100.00 -100.0

CHNL# 490: [Q-GOLD CR-CANTWELL]
100.00 -100.0

CHNL# 488: [Q-WEST TERM-EAST TERM]
100.00 -100.0

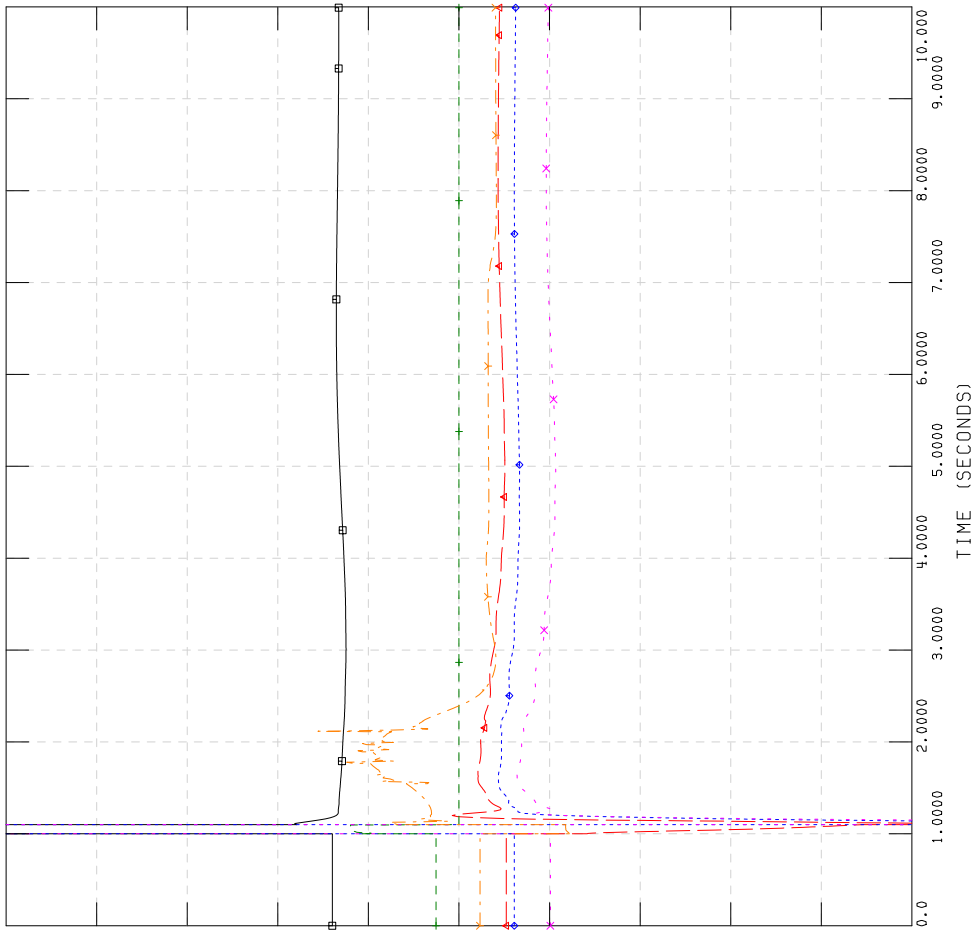

RAILBELT WINTER PEAK 2020

FAULT ON SOLDOTNA TO QUARTZ CREEK 115 KV LINE AT 1 SEC.
NEAR THE SOLDOTNA END. FAULT CLEARED AT 6 CYCLES.
FILE: railbelt_2020_winter_peak_420_1f13.out

FRI, OCT 16 2009 16:52

UNIT FREQ (HZ)

CHNL# 257: [SPD 1701 [TESOR01G24.940] [1]]×60+60
62.000 58.000

CHNL# 273: [SPD 33601 [NPCC1] [1]]×60+60
62.000 58.000

CHNL# 262: [SPD 2013 [PLNT1 3G13.800] [3]]×60+60
62.000 58.000

CHNL# 255: [SPD 1101 [BRADLY1G13.800] [1]]×60+60
62.000 58.000

CHNL# 248: [PMEC 5701 [COOP1&2G4.2000] [1]]×60+60
62.000 58.000

CHNL# 270: [SPD 30110 [HCCP #2G13.800] [2]]×60+60
62.000 58.000

0.0 1.0000 2.0000 3.0000 4.0000 5.0000 6.0000 7.0000 8.0000 9.0000 10.000

TIME (SECONDS)

RAILBELT WINTER PEAK 2020

FAULT ON SOLDOTNA TO QUARTZ CREEK 115 KV LINE AT 1 SEC.
NEAR THE SOLDOTNA END. FAULT CLEARED AT 6 CYCLES.
FILE: railbelt_2020_winter_peak_420_1f13.out

FRI, OCT 16 2009 16:52

BUS VOLTAGE (PU)

CHNL# 52: [POWR 2027 [PLNT2 7G13.800] [7]]
1.2000 0.70000

CHNL# 304: [FREQ 335 [N. POLE 138.00]]
1.2000 0.70000

CHNL# 482: [DOUGLAS BUS VOLT]
1.2000 0.70000

CHNL# 481: [WILSON BUS VOLT]
1.2000 0.70000

CHNL# 480: [HEALY BUS VOLT]
1.2000 0.70000

CHNL# 479: [SUSITNA BUS VOLT]
1.2000 0.70000

0.0 1.0000 2.0000 3.0000 4.0000 5.0000 6.0000 7.0000 8.0000 9.0000 10.000

TIME (SECONDS)

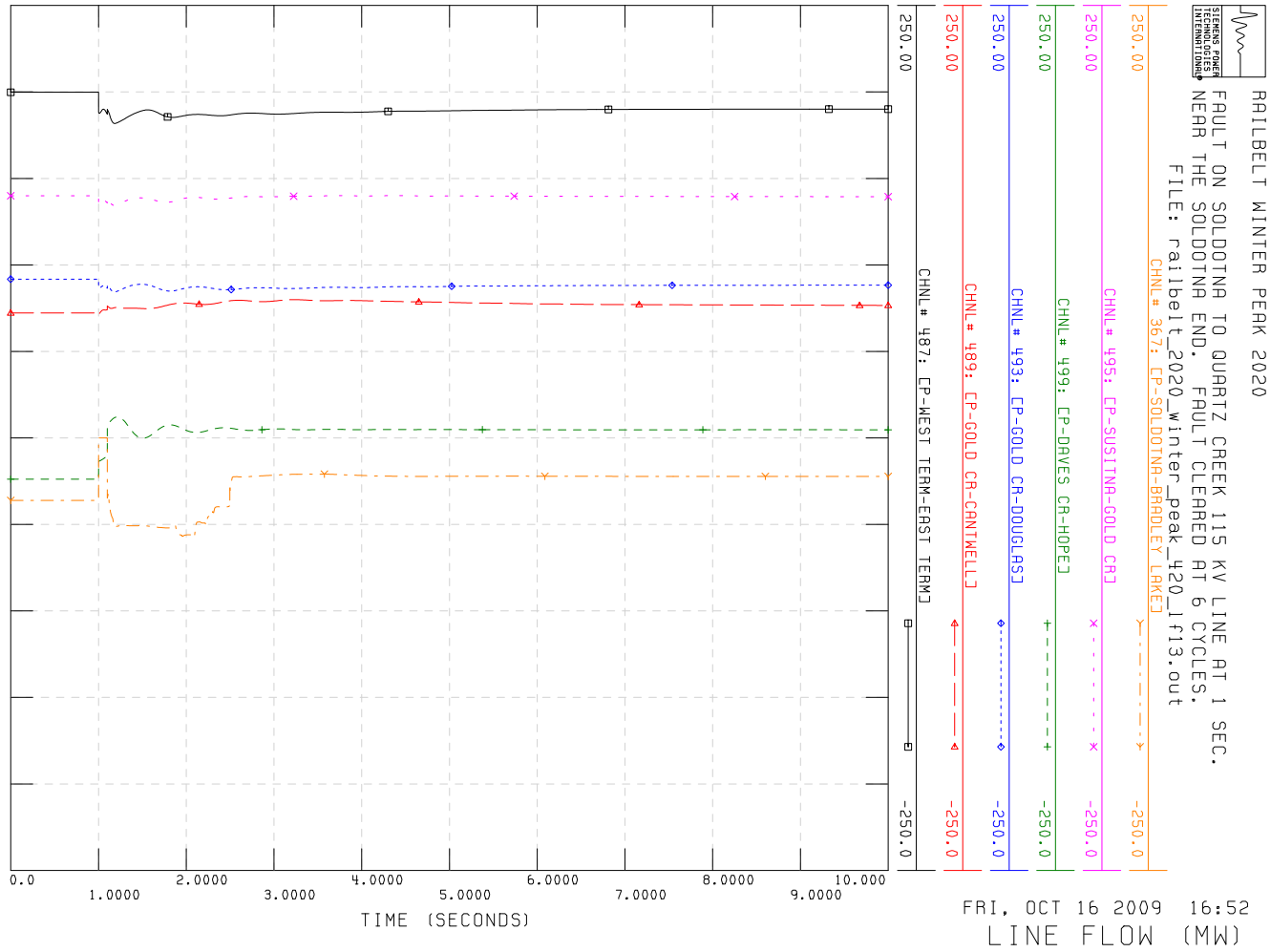
RAILBELT WINTER PEAK 2020
FAULT ON SOLDOTNA TO QUARTZ CREEK 115 KV LINE AT 1 SEC.
NEAR THE SOLDOTNA END. FAULT CLEARED AT 6 CYCLES.
FILE: railbelt_2020_winter_peak_420_lf13.out
CHNL# 367: CP-SOLDOTNA-BRADLEY LAKE
CHNL# 495: CP-SUSITNA-GOLD CR
CHNL# 499: CP-DAVES CR-HOPE
CHNL# 493: CP-GOLD CR-DOUGLAS
CHNL# 489: CP-GOLD CR-CANTWELL
CHNL# 487: CP-WEST TERM-EAST TERM
250.00
-250.0
TIME (SECONDS)
0.0
1.0000
2.0000
3.0000
4.0000
5.0000
6.0000
7.0000
8.0000
9.0000
10.000
FRI, OCT 16 2009 16:52
LINE FLOW (MW)

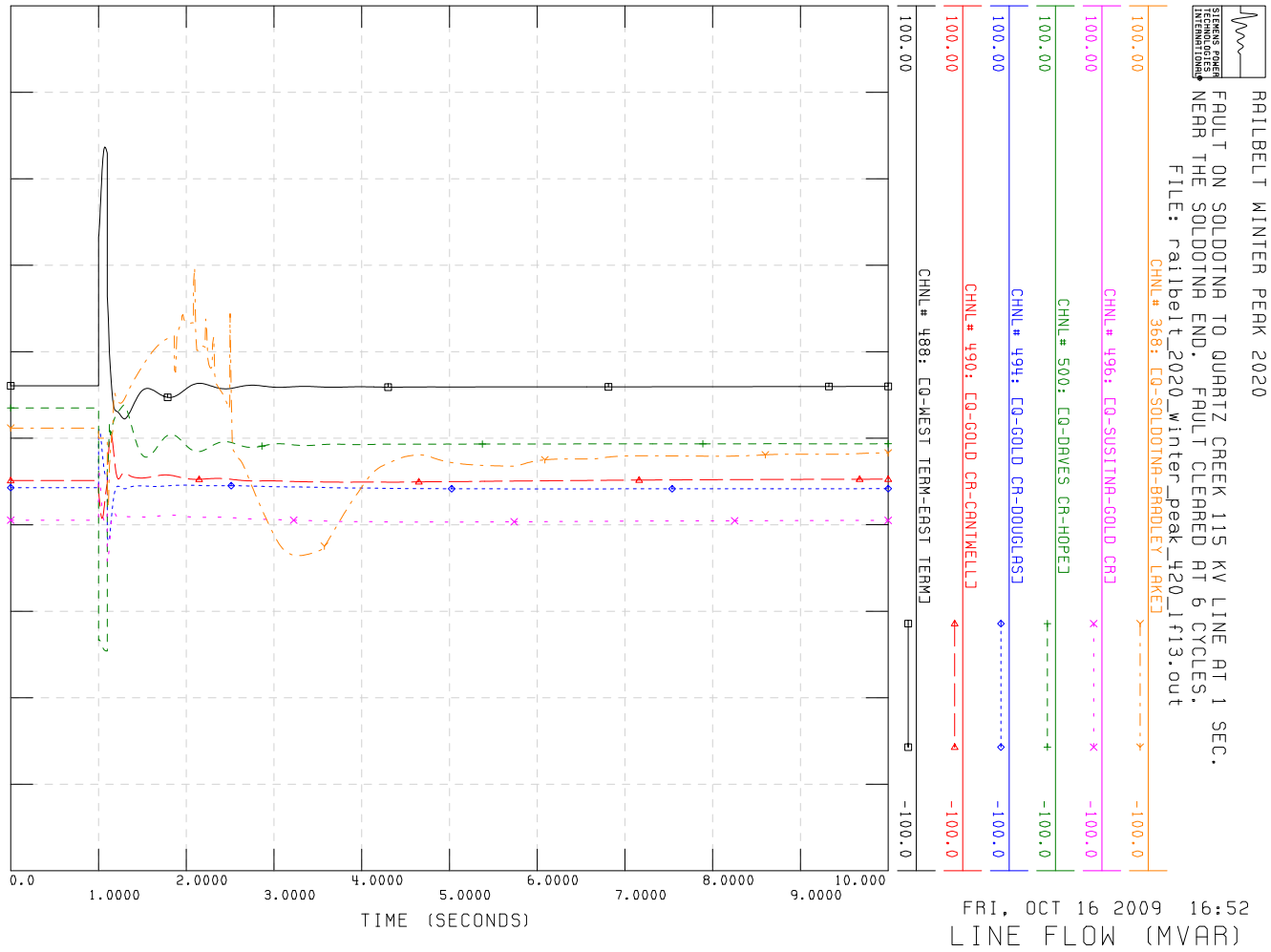
RAILBELT WINTER PEAK 2020
FAULT ON SOLDOTNA TO QUARTZ CREEK 115 KV LINE AT 1 SEC.
NEAR THE SOLDOTNA END. FAULT CLEARED AT 6 CYCLES.
FILE: railbelt_2020_winter_peak_420_lf13.out
CHNL# 368: CQ-SOLDOTNA-BRADLEY LAKE
CHNL# 496: CQ-SUSITNA-GOLD CR
CHNL# 500: CQ-DAVES CR-HOPE
CHNL# 494: CQ-GOLD CR-DOUGLAS
CHNL# 490: CQ-GOLD CR-CANTWELL
CHNL# 488: CQ-WEST TERM-EAST TERM
100.00
-100.0
TIME (SECONDS)
0.0
1.0000
2.0000
3.0000
4.0000
5.0000
6.0000
7.0000
8.0000
9.0000
10.000
FRI, OCT 16 2009 16:52
LINE FLOW (MVAR)

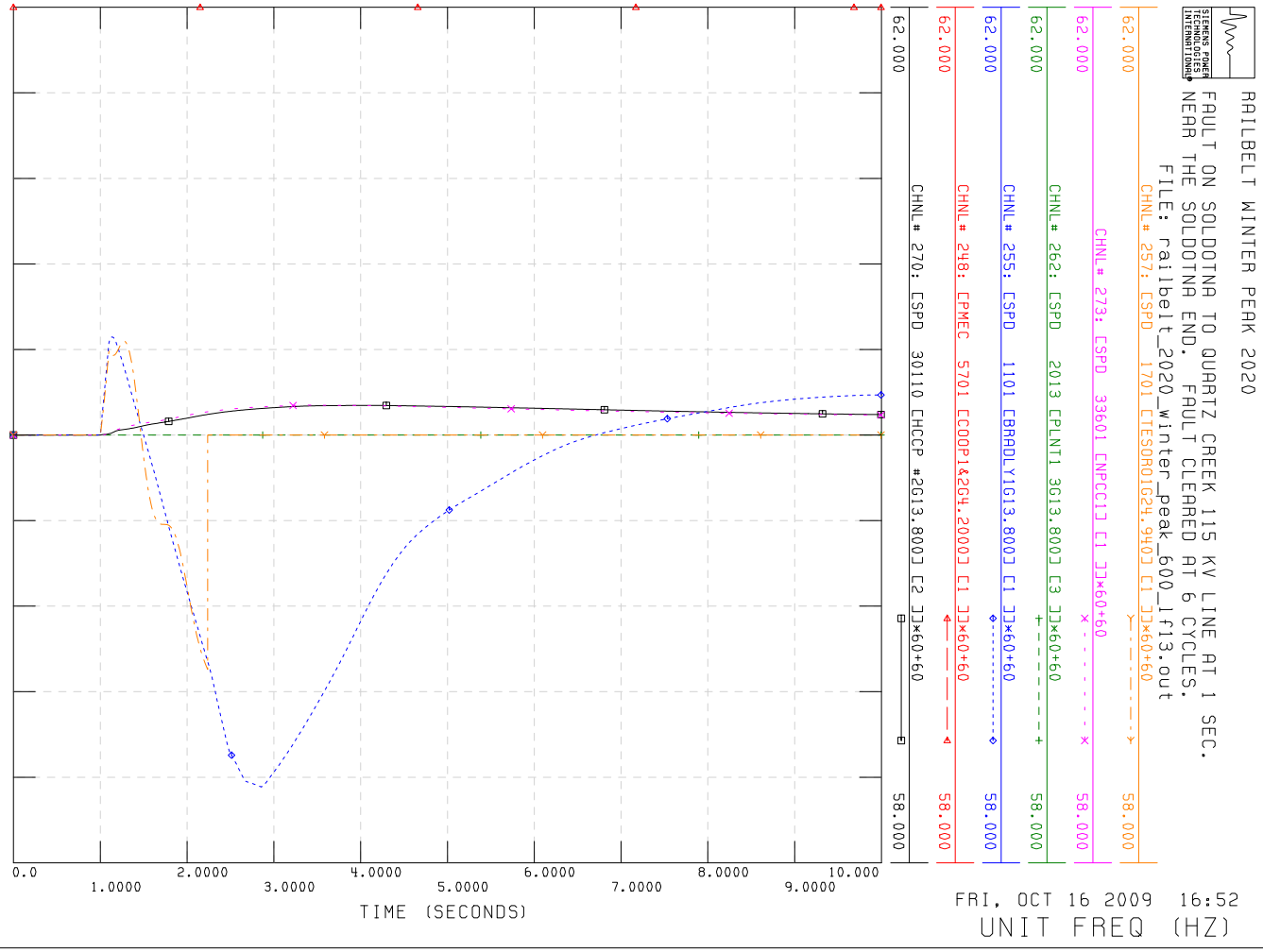
RAILBELT WINTER PEAK 2020
FAULT ON SOLDOTNA TO QUARTZ CREEK 115 KV LINE AT 1 SEC.
NEAR THE SOLDOTNA END. FAULT CLEARED AT 6 CYCLES.
FILE: railbelt_2020_winter_peak_600_lf13.out
CHNL# 257: CSPD 1701 CTESOR01G24.9400 C1 JJ×60+60
CHNL# 273: CSPD 33601 CNPCC1J C1 JJ×60+60
CHNL# 262: CSPD 2013 CPLNT1 3G13.800J C3 JJ×60+60
CHNL# 255: CSPD 1101 CBRADLY1G13.800J C1 JJ×60+60
CHNL# 248: CPMEC 5701 CCOOPI&2G4.2000J C1 JJ×60+60
62.000
58.000
CHNL# 270: CSPD 30110 CHCCP #2G13.800J C2 JJ×60+60
0.0
1.0000
2.0000
3.0000
4.0000
5.0000
6.0000
7.0000
8.0000
9.0000
10.000
TIME (SECONDS)
FRI, OCT 16 2009 16:52
UNIT FREQ (HZ)

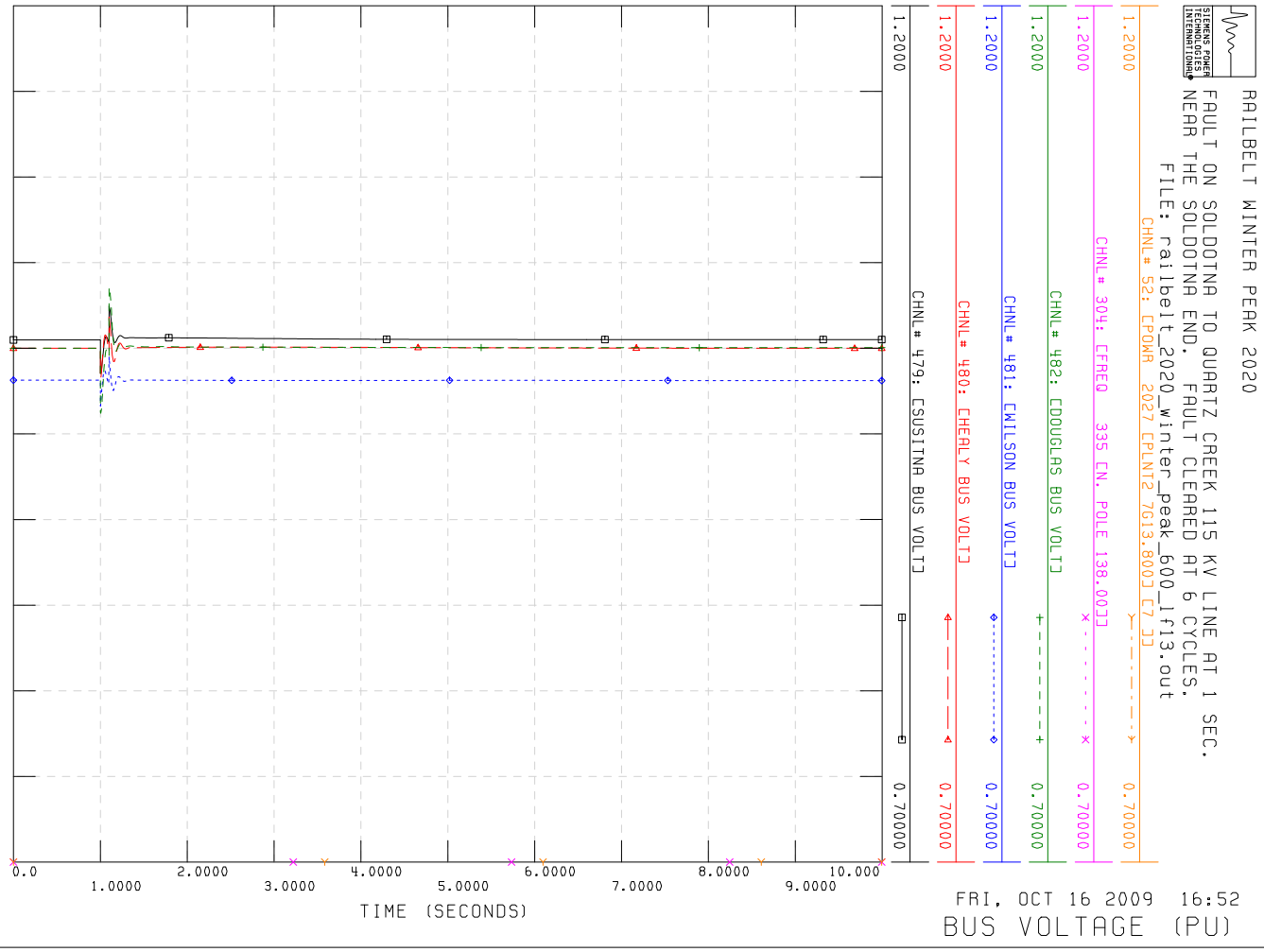
RAILBELT WINTER PEAK 2020
FAULT ON SOLDOTNA TO QUARTZ CREEK 115 KV LINE AT 1 SEC.
NEAR THE SOLDOTNA END. FAULT CLEARED AT 6 CYCLES.
FILE: railbelt_2020_winter_peak_600_lf13.out
CHNL# 52: CPOWR 2027 CPLNT2 7G13.800J C7 JJ
CHNL# 304: CFREQ 335 CN. POLE 138.00JJ
CHNL# 482: CDOUGLAS BUS VOLTJ
CHNL# 481: CWILSON BUS VOLTJ
CHNL# 480: CHEALY BUS VOLTJ
1.2000
0.70000
CHNL# 479: CSUSITNA BUS VOLTJ
0.0
1.0000
2.0000
3.0000
4.0000
5.0000
6.0000
7.0000
8.0000
9.0000
10.000
TIME (SECONDS)
FRI, OCT 16 2009 16:52
BUS VOLTAGE (PU)

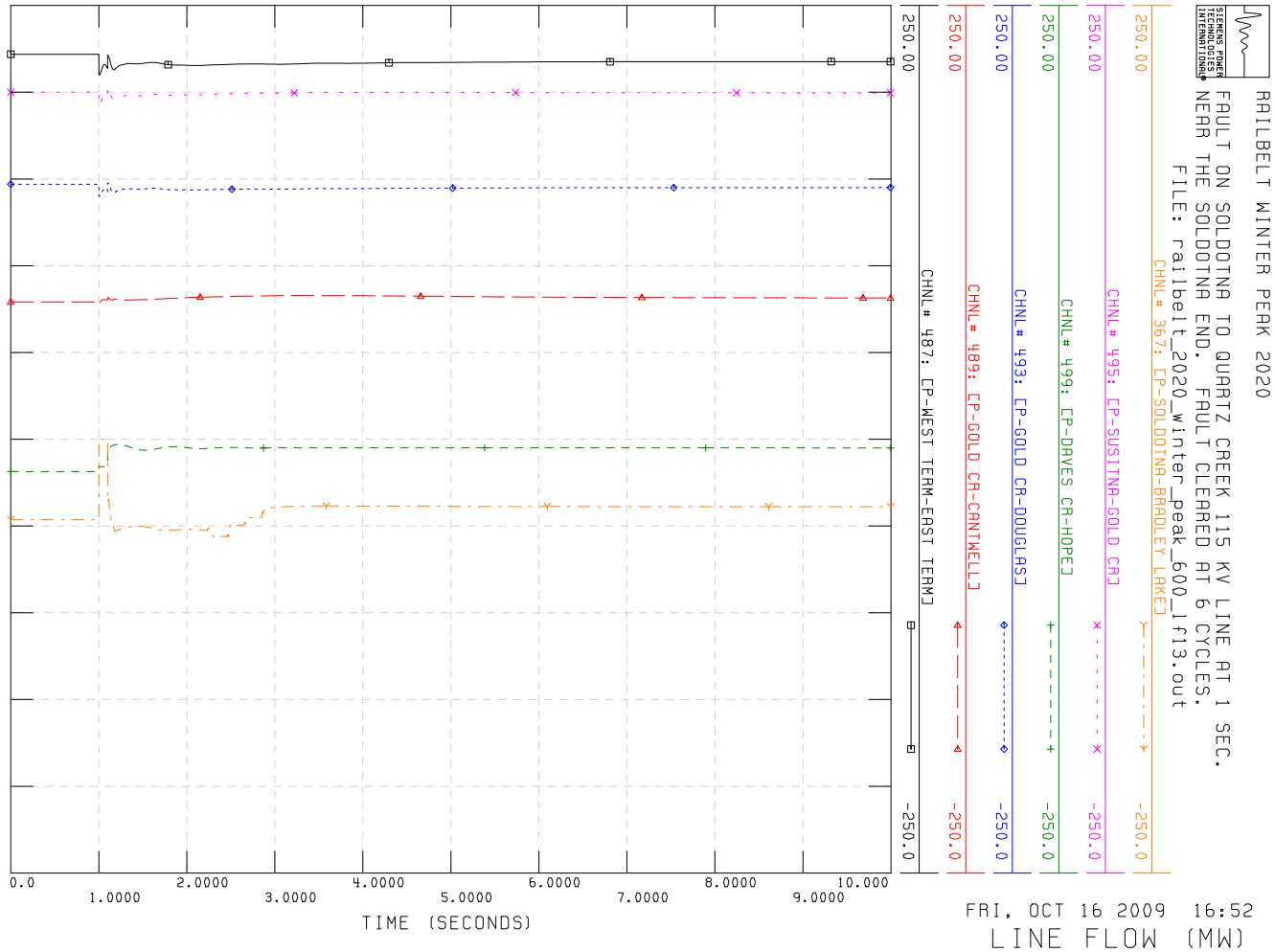
RAILBELT WINTER PEAK 2020
FAULT ON SOLDOTNA TO QUARTZ CREEK 115 KV LINE AT 1 SEC.
NEAR THE SOLDOTNA END. FAULT CLEARED AT 6 CYCLES.
FILE: railbelt_2020_winter_peak_600_lf13.out
CHNL# 367: CP-SOLDOTNA-BRADLEY LAKE
CHNL# 495: CP-SUSITNA-GOLD CR
CHNL# 499: CP-DAVES CR-HOPE
CHNL# 493: CP-GOLD CR-DOUGLAS
CHNL# 489: CP-GOLD CR-CANTWELL
CHNL# 487: CP-WEST TERM-EAST TERM
250.00
-250.0
TIME (SECONDS)
FRI, OCT 16 2009 16:52
LINE FLOW (MW)

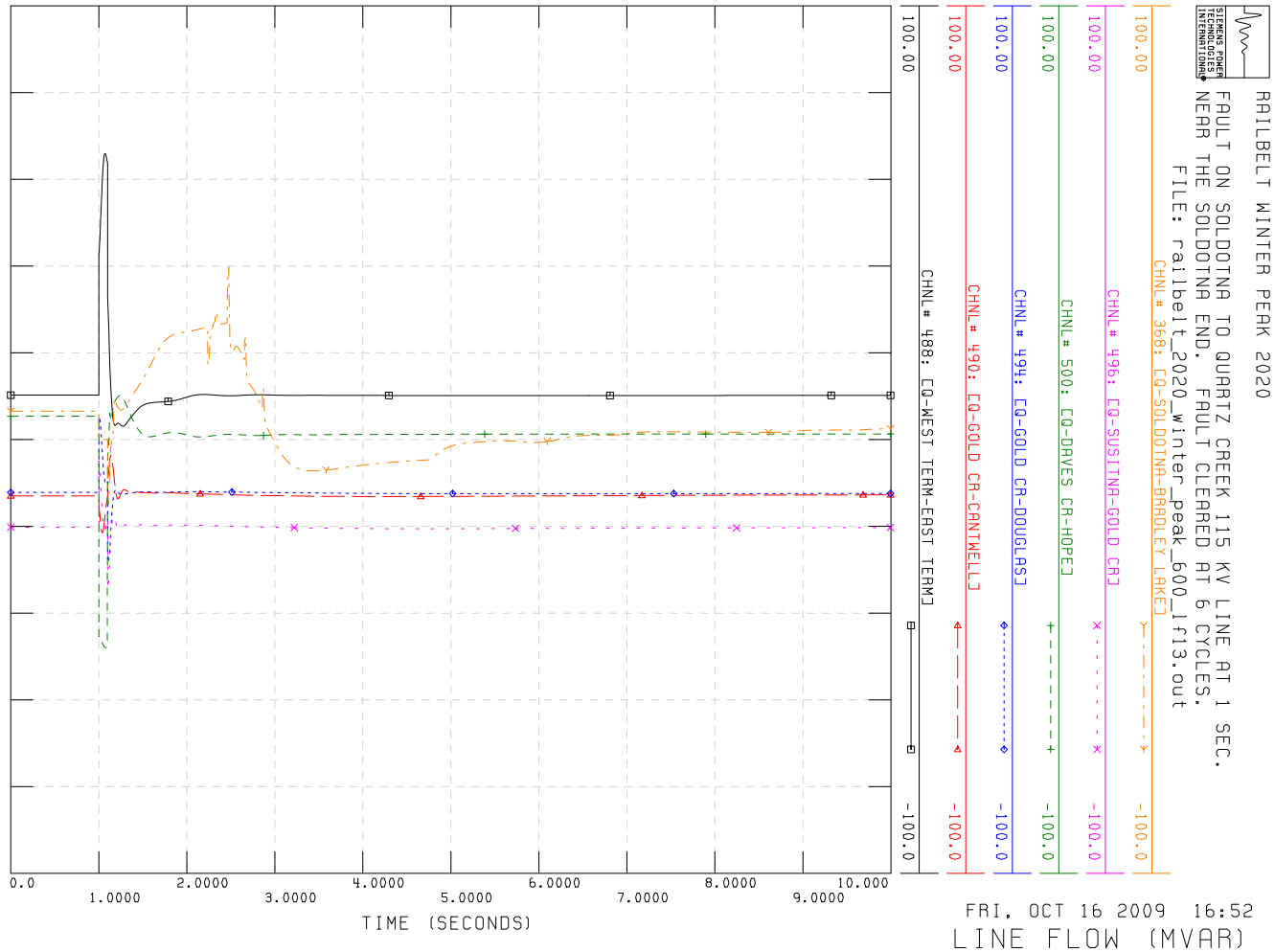
RAILBELT WINTER PEAK 2020
FAULT ON SOLDOTNA TO QUARTZ CREEK 115 KV LINE AT 1 SEC.
NEAR THE SOLDOTNA END. FAULT CLEARED AT 6 CYCLES.
FILE: railbelt_2020_winter_peak_600_lf13.out
CHNL# 368: CQ-SOLDOTNA-BRADLEY LAKE
CHNL# 496: CQ-SUSITNA-GOLD CR
CHNL# 500: CQ-DAVES CR-HOPE
CHNL# 494: CQ-GOLD CR-DOUGLAS
CHNL# 490: CQ-GOLD CR-CANTWELL
CHNL# 488: CQ-WEST TERM-EAST TERM
100.00
-100.0
TIME (SECONDS)
FRI, OCT 16 2009 16:52
LINE FLOW (MVAR)

RAILBELT SUMMER PEAK 2020

FAULT ON SOLDOTNA TO QUARTZ CREEK 115 KV LINE AT 1 SEC.
NEAR THE SOLDOTNA END. FAULT CLEARED AT 6 CYCLES.
FILE: railbelt_2020_summer_peak_420_1f13.out

FRI, OCT 16 2009 16:52

UNIT FREQ (HZ)

CHNL# 257: [SPD 1701 [TESOR01G24.940] [1]]×60+60
62.000 58.000

CHNL# 273: [SPD 33601 [NPCC1] [1]]×60+60
62.000 58.000

CHNL# 262: [SPD 2013 [PLNT1 3G13.800] [3]]×60+60
62.000 58.000

CHNL# 255: [SPD 1101 [BRADLY1G13.800] [1]]×60+60
62.000 58.000

CHNL# 248: [PMEC 5701 [COOP1&2G4.2000] [1]]×60+60
62.000 58.000

CHNL# 270: [SPD 30110 [HCCP #2G13.800] [2]]×60+60
62.000 58.000

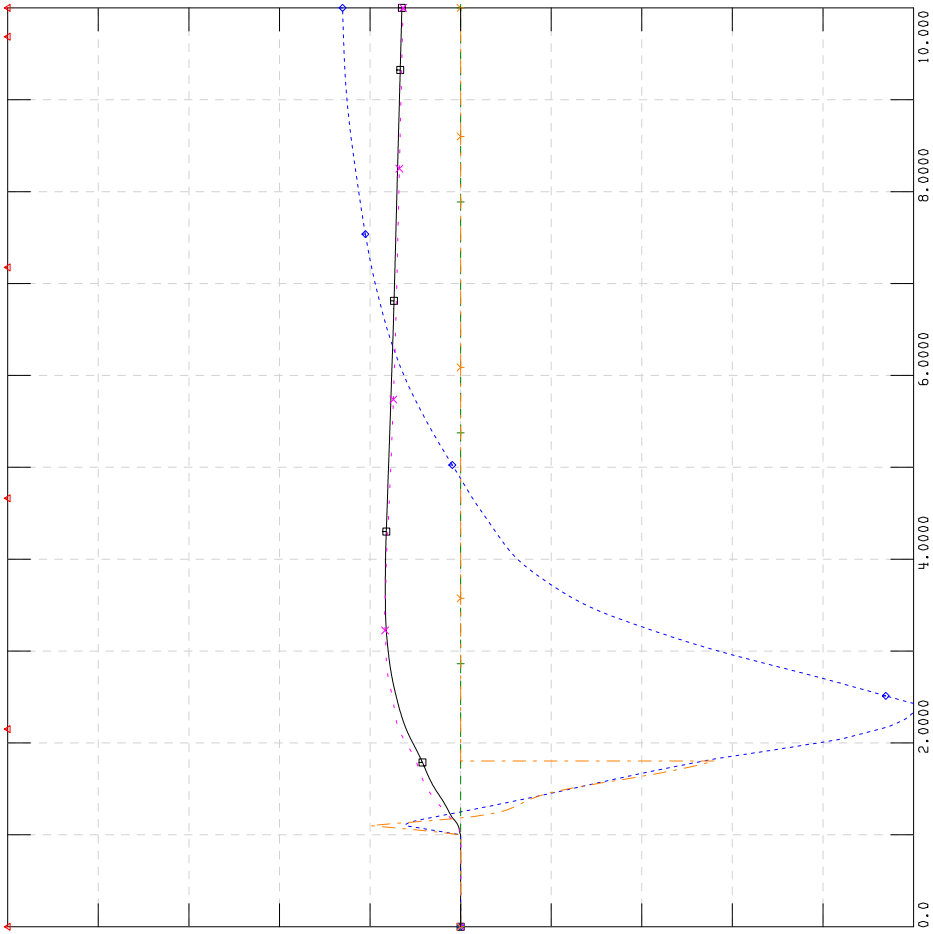

RAILBELT SUMMER PEAK 2020

FAULT ON SOLDOTNA TO QUARTZ CREEK 115 KV LINE AT 1 SEC.
NEAR THE SOLDOTNA END. FAULT CLEARED AT 6 CYCLES.
FILE: railbelt_2020_summer_peak_420_1f13.out

FRI, OCT 16 2009 16:52

BUS VOLTAGE (PU)

CHNL# 52: [POWR 2027 [PLNT2 7G13.800] [7]]
1.2000 0.70000

CHNL# 304: [FREQ 335 [N. POLE 138.00]]
1.2000 0.70000

CHNL# 482: [DOUGLAS BUS VOLT]
1.2000 0.70000

CHNL# 481: [WILSON BUS VOLT]
1.2000 0.70000

CHNL# 480: [HEALY BUS VOLT]
1.2000 0.70000

CHNL# 479: [SUSITNA BUS VOLT]
1.2000 0.70000

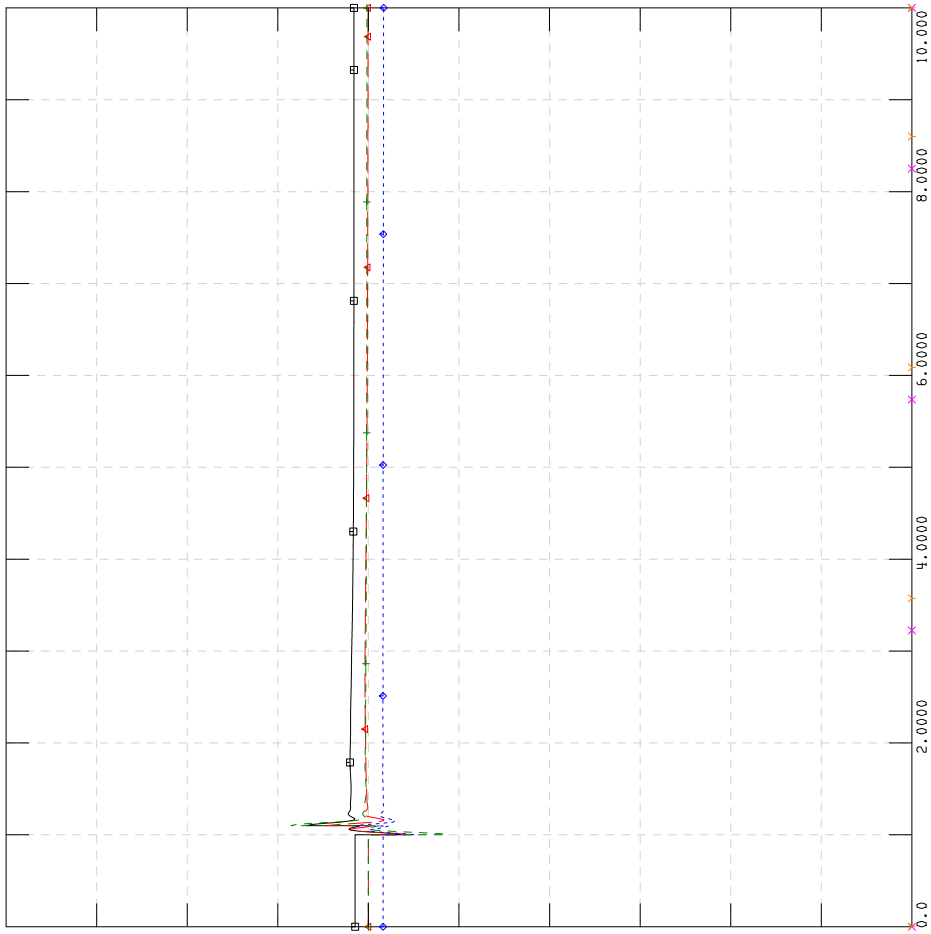

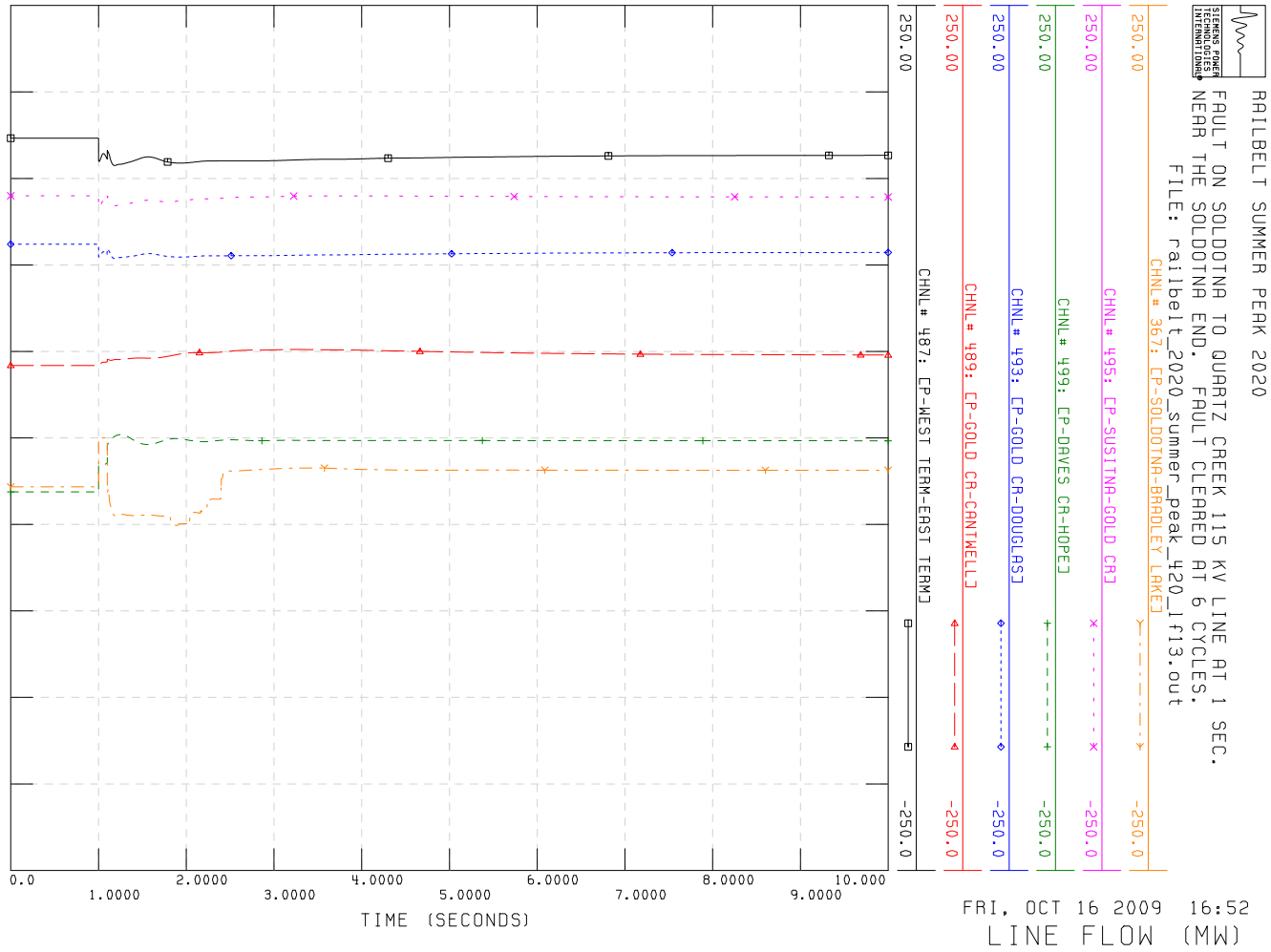
RAILBELT SUMMER PEAK 2020
FAULT ON SOLDOTNA TO QUARTZ CREEK 115 KV LINE AT 1 SEC.
NEAR THE SOLDOTNA END. FAULT CLEARED AT 6 CYCLES.
FILE: railbelt_2020_summer_peak_420_lf13.out
CHNL# 367: CP-SOLDOTNA-BRADLEY LAKE
CHNL# 495: CP-SUSITNA-GOLD CR
CHNL# 499: CP-DAVES CR-HOPE
CHNL# 493: CP-GOLD CR-DOUGLAS
CHNL# 489: CP-GOLD CR-CANTWELL
CHNL# 487: CP-WEST TERM-EAST TERM
250.00
-250.0
TIME (SECONDS)
FRI, OCT 16 2009 16:52
LINE FLOW (MW)

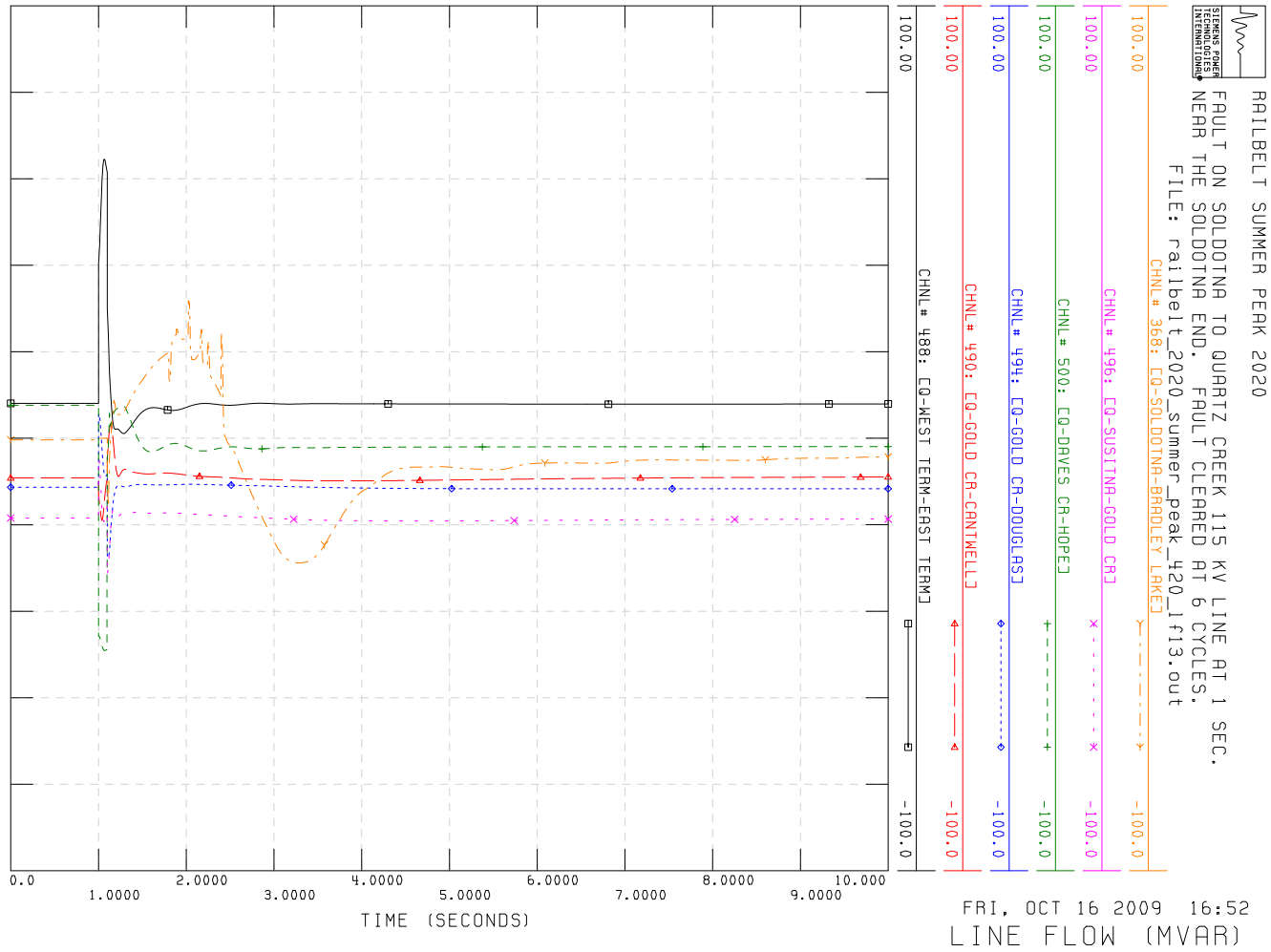
RAILBELT SUMMER PEAK 2020
FAULT ON SOLDOTNA TO QUARTZ CREEK 115 KV LINE AT 1 SEC.
NEAR THE SOLDOTNA END. FAULT CLEARED AT 6 CYCLES.
FILE: railbelt_2020_summer_peak_420_lf13.out
CHNL# 368: CQ-SOLDOTNA-BRADLEY LAKE
CHNL# 496: CQ-SUSITNA-GOLD CR
CHNL# 500: CQ-DAVES CR-HOPE
CHNL# 494: CQ-GOLD CR-DOUGLAS
CHNL# 490: CQ-GOLD CR-CANTWELL
CHNL# 488: CQ-WEST TERM-EAST TERM
100.00
-100.0
TIME (SECONDS)
FRI, OCT 16 2009 16:52
LINE FLOW (MVAR)

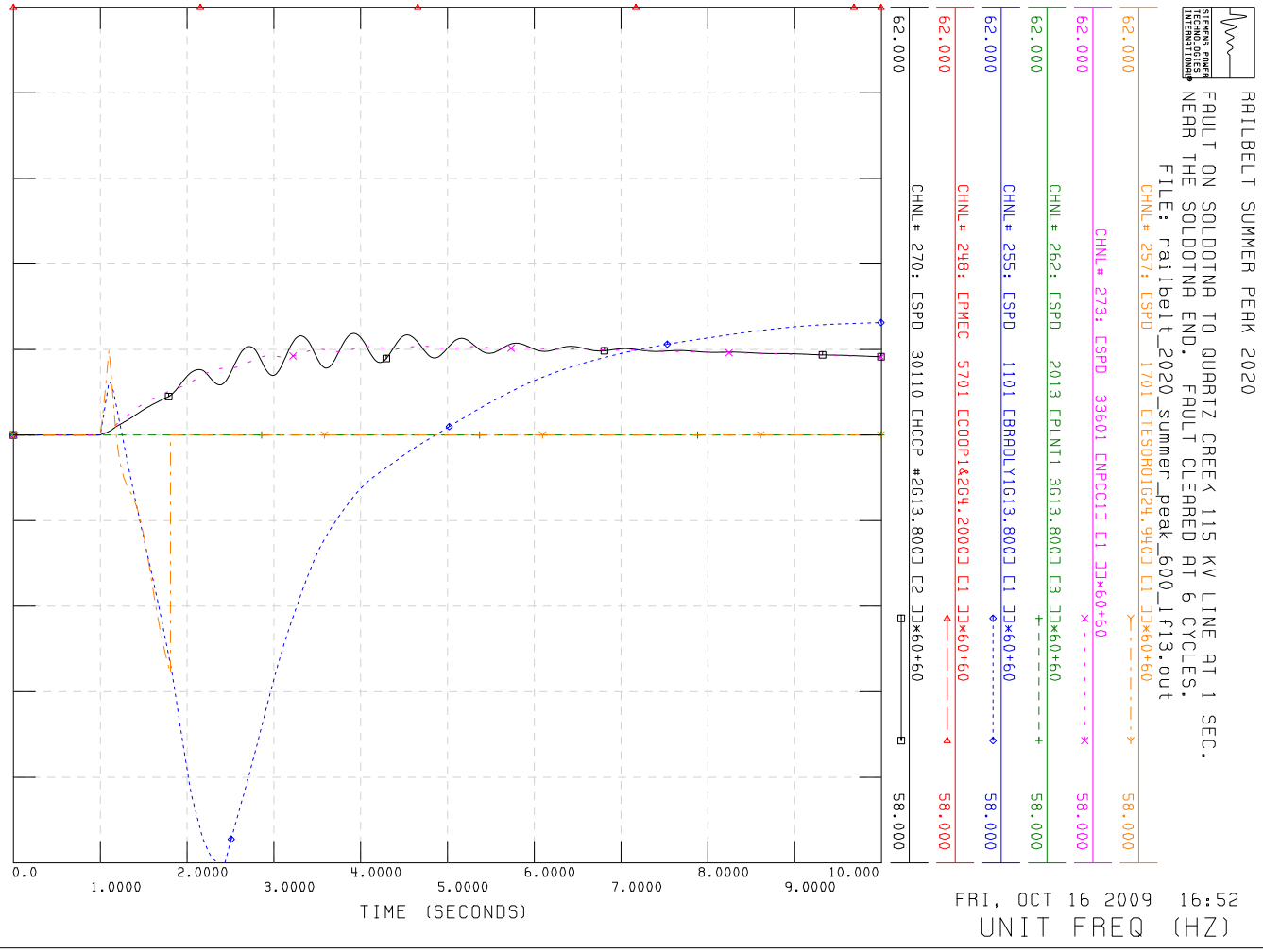
RAILBELT SUMMER PEAK 2020
FAULT ON SOLDOTNA TO QUARTZ CREEK 115 KV LINE AT 1 SEC.
NEAR THE SOLDOTNA END. FAULT CLEARED AT 6 CYCLES.
FILE: railbelt_2020_summer_peak_600_lf13.out
CHNL# 257: [SPD 1701 [TESORO1G24.940] [1]]*60+60
CHNL# 273: [SPD 33601 [NPCC1] [1]]*60+60
CHNL# 262: [SPD 2013 [PLNT1 3G13.800] [3]]*60+60
CHNL# 255: [SPD 1101 [BRADLY1G13.800] [1]]*60+60
CHNL# 248: [PMEC 5701 [COOP1&2G4.2000] [1]]*60+60
CHNL# 270: [SPD 30110 [HCCP #2G13.800] [2]]*60+60
62.000
58.000
0.0
1.0000
2.0000
3.0000
4.0000
5.0000
6.0000
7.0000
8.0000
9.0000
10.000
TIME (SECONDS)
FRI, OCT 16 2009 16:52
UNIT FREQ (HZ)

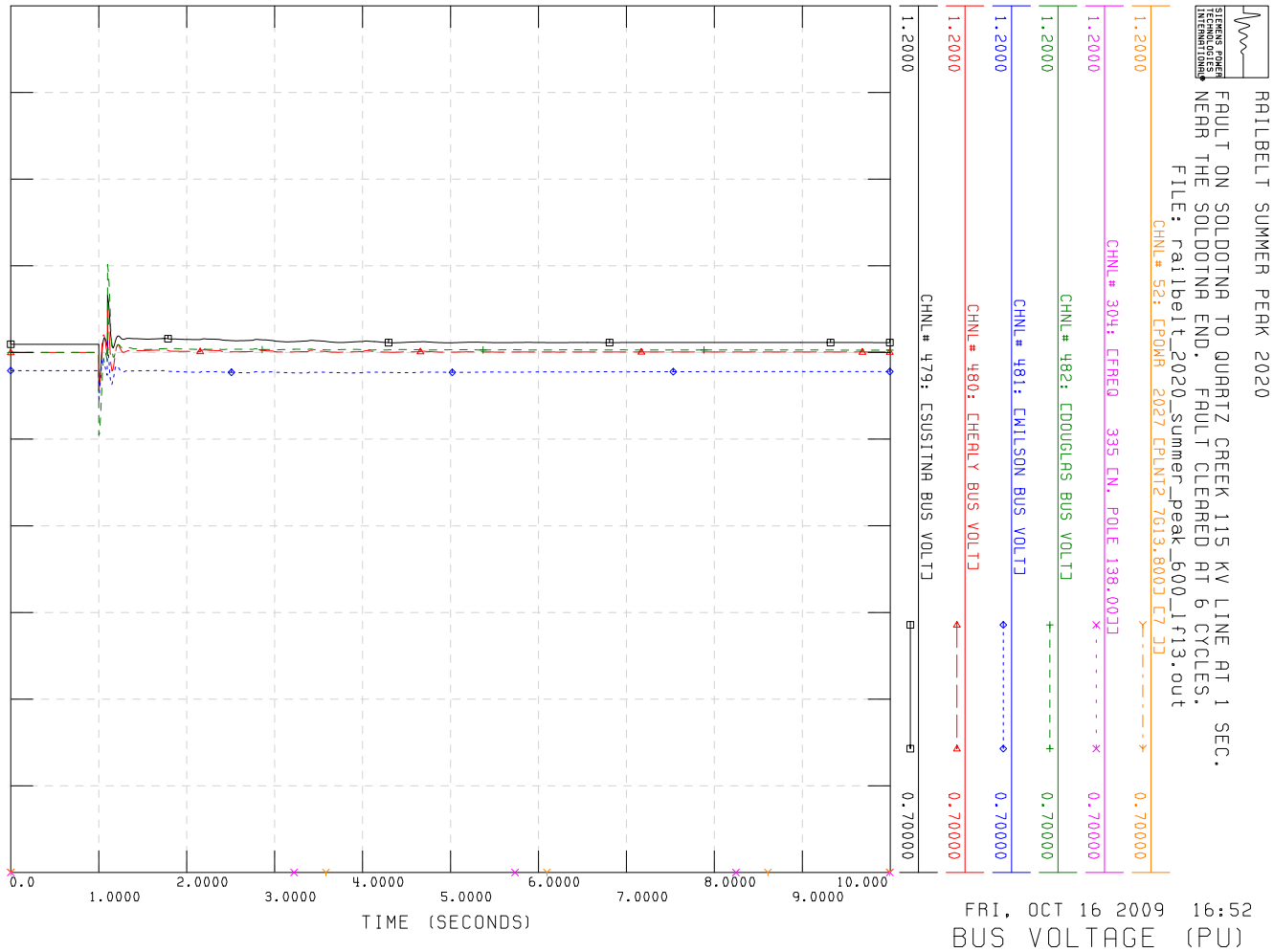
RAILBELT SUMMER PEAK 2020
FAULT ON SOLDOTNA TO QUARTZ CREEK 115 KV LINE AT 1 SEC.
NEAR THE SOLDOTNA END. FAULT CLEARED AT 6 CYCLES.
FILE: railbelt_2020_summer_peak_600_lf13.out
CHNL# 52: [POWR 2027 [PLNT2 7G13.800] [7]]
CHNL# 304: [FREQ 335 [N. POLE 138.00]]
CHNL# 482: [DOUGLAS BUS VOLT]
CHNL# 481: [WILSON BUS VOLT]
CHNL# 480: [HEALY BUS VOLT]
CHNL# 479: [SUSITNA BUS VOLT]
1.2000
0.70000
0.0
1.0000
2.0000
3.0000
4.0000
5.0000
6.0000
7.0000
8.0000
9.0000
10.000
TIME (SECONDS)
FRI, OCT 16 2009 16:52
BUS VOLTAGE (PU)

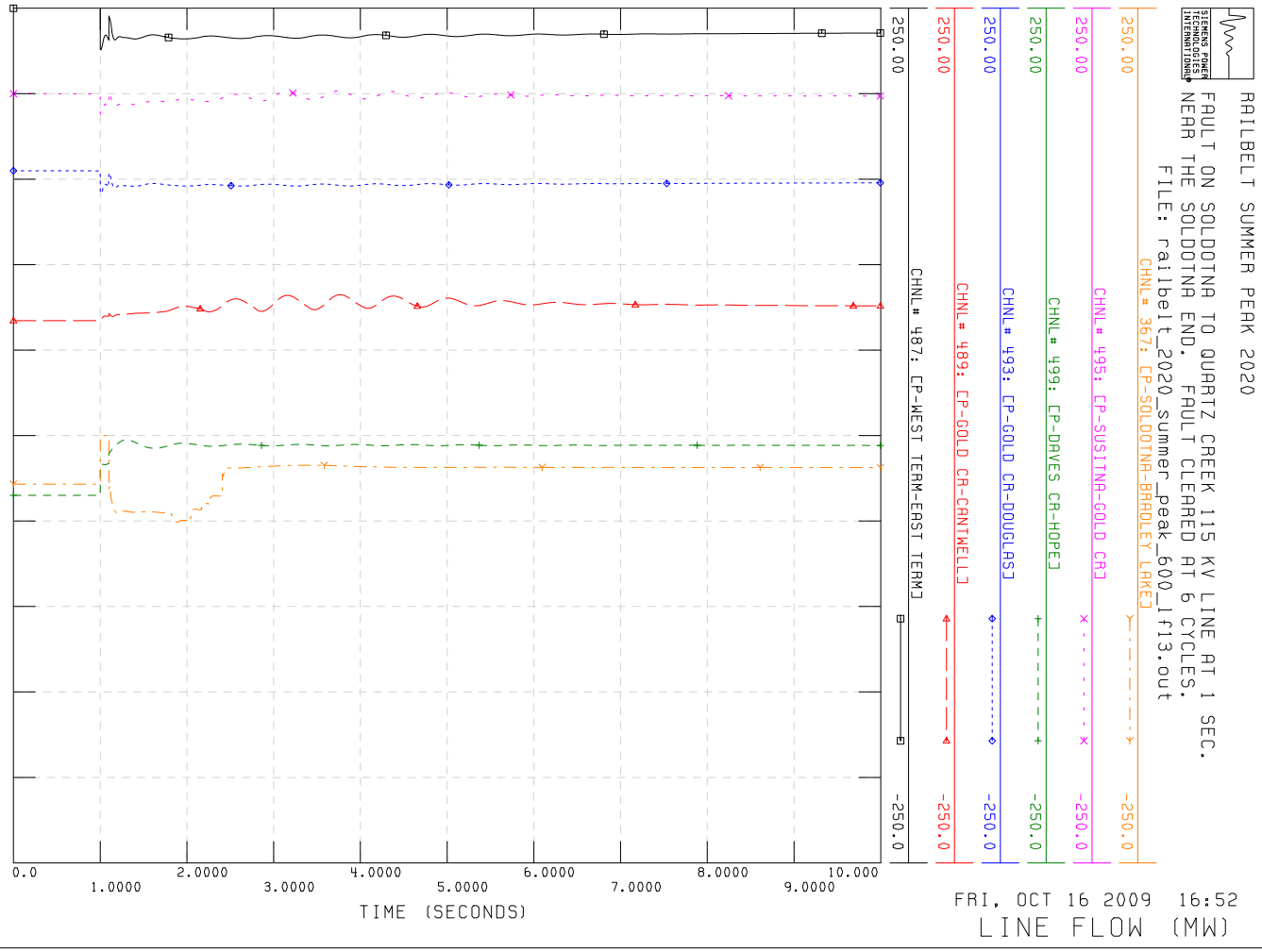
RAILBELT SUMMER PEAK 2020
FAULT ON SOLDOTNA TO QUARTZ CREEK 115 KV LINE AT 1 SEC.
NEAR THE SOLDOTNA END. FAULT CLEARED AT 6 CYCLES.
FILE: railbelt_2020_summer_peak_600_lf13.out
CHNL# 367: CP-SOLDOTNA-BRADLEY LAKE
CHNL# 495: CP-SUSITNA-GOLD CR
CHNL# 499: CP-DAVES CR-HOPE
CHNL# 493: CP-GOLD CR-DOUGLAS
CHNL# 489: CP-GOLD CR-CANTWELL
CHNL# 487: CP-WEST TERM-EAST TERM
250.00
-250.0
0.0
1.0000
2.0000
3.0000
4.0000
5.0000
6.0000
7.0000
8.0000
9.0000
10.000
TIME (SECONDS)
FRI, OCT 16 2009 16:52
LINE FLOW (MW)

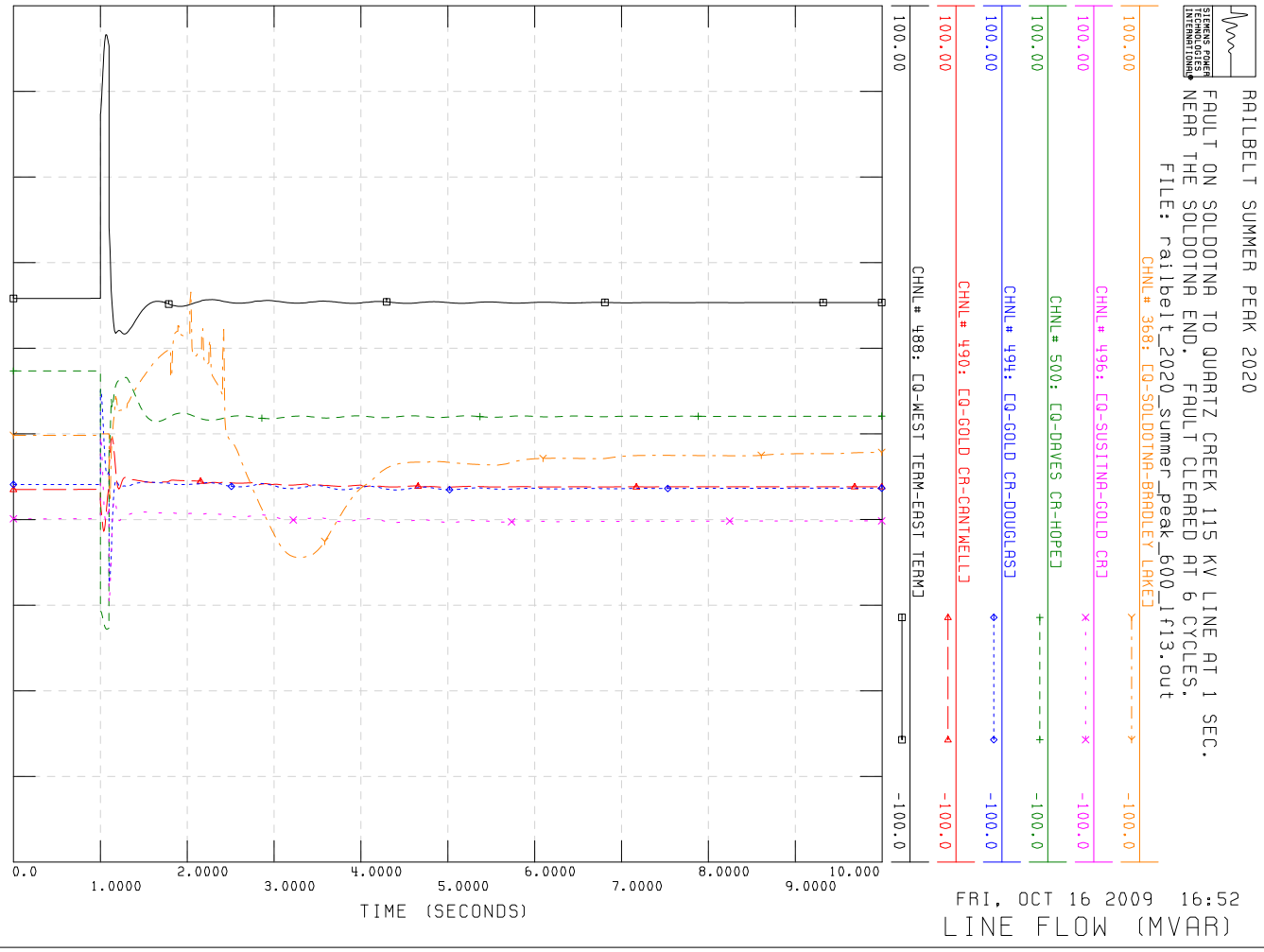
RAILBELT SUMMER PEAK 2020
FAULT ON SOLDOTNA TO QUARTZ CREEK 115 KV LINE AT 1 SEC.
NEAR THE SOLDOTNA END. FAULT CLEARED AT 6 CYCLES.
FILE: railbelt_2020_summer_peak_600_lf13.out
CHNL# 368: CQ-SOLDOTNA-BRADLEY LAKE
CHNL# 496: CQ-SUSITNA-GOLD CR
CHNL# 500: CQ-DAVES CR-HOPE
CHNL# 494: CQ-GOLD CR-DOUGLAS
CHNL# 490: CQ-GOLD CR-CANTWELL
CHNL# 488: CQ-WEST TERM-EAST TERM
100.00
-100.0
0.0
1.0000
2.0000
3.0000
4.0000
5.0000
6.0000
7.0000
8.0000
9.0000
10.000
TIME (SECONDS)
FRI, OCT 16 2009 16:52
LINE FLOW (MVAR)

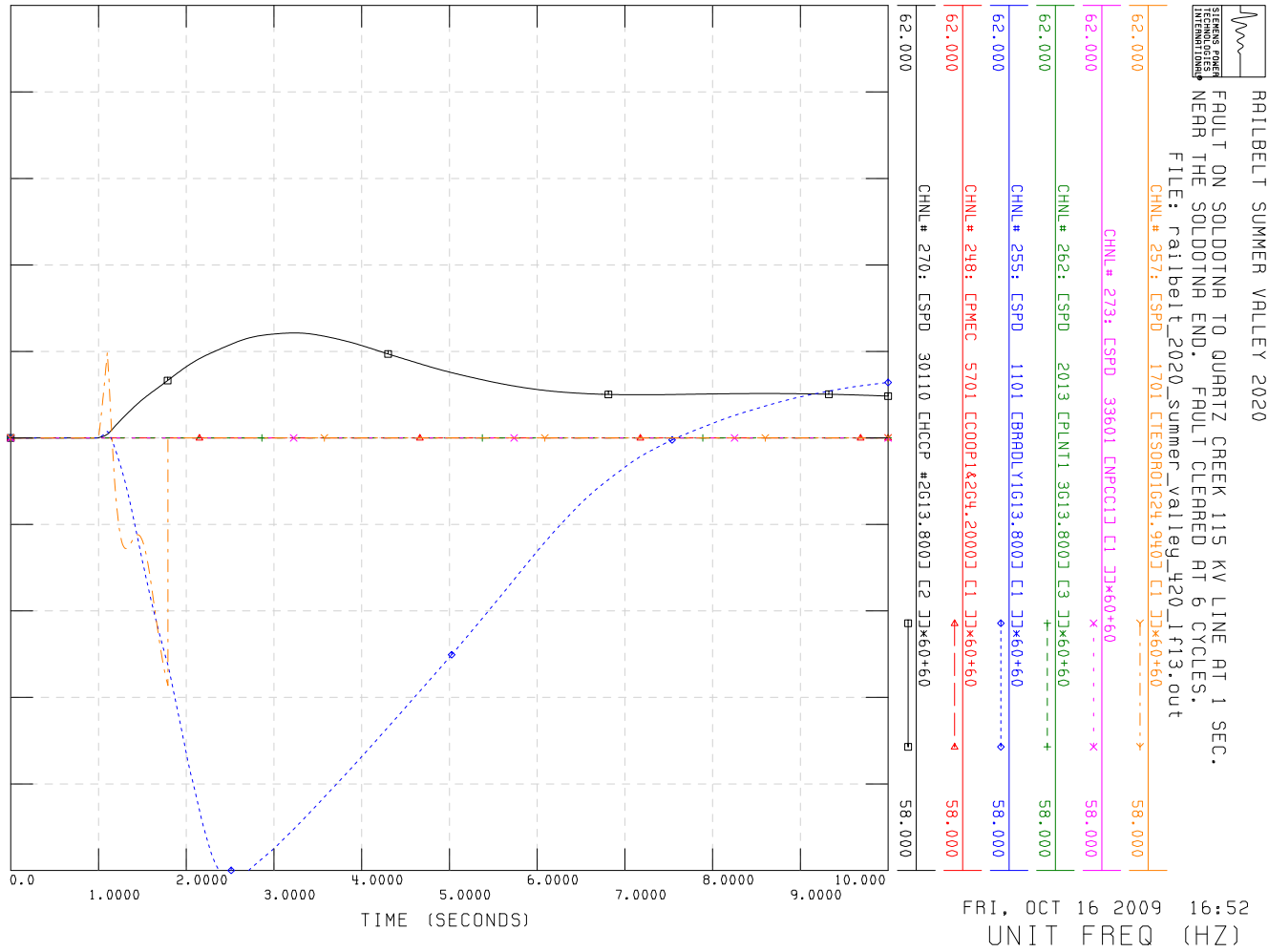
RAILBELT SUMMER VALLEY 2020
FAULT ON SOLDOTNA TO QUARTZ CREEK 115 KV LINE AT 1 SEC.
NEAR THE SOLDOTNA END. FAULT CLEARED AT 6 CYCLES.
FILE: railbelt_2020_summer_valley_420_lf13.out
CHNL# 257: CSPD 1701 CTESORO1G24.9400 C1 JJ×60+60
CHNL# 273: CSPD 33601 CNPCC1J C1 JJ×60+60
CHNL# 262: CSPD 2013 CPLNT1 3G13.800J C3 JJ×60+60
CHNL# 255: CSPD 1101 CBRADLY1G13.800J C1 JJ×60+60
CHNL# 248: CPMEC 5701 CCOOPI&2G4.2000J C1 JJ×60+60
CHNL# 270: CSPD 30110 CHCCP #2G13.800J C2 JJ×60+60
62.000
58.000
0.0
1.0000
2.0000
3.0000
4.0000
5.0000
6.0000
7.0000
8.0000
9.0000
10.000
TIME (SECONDS)
FRI, OCT 16 2009 16:52
UNIT FREQ (HZ)

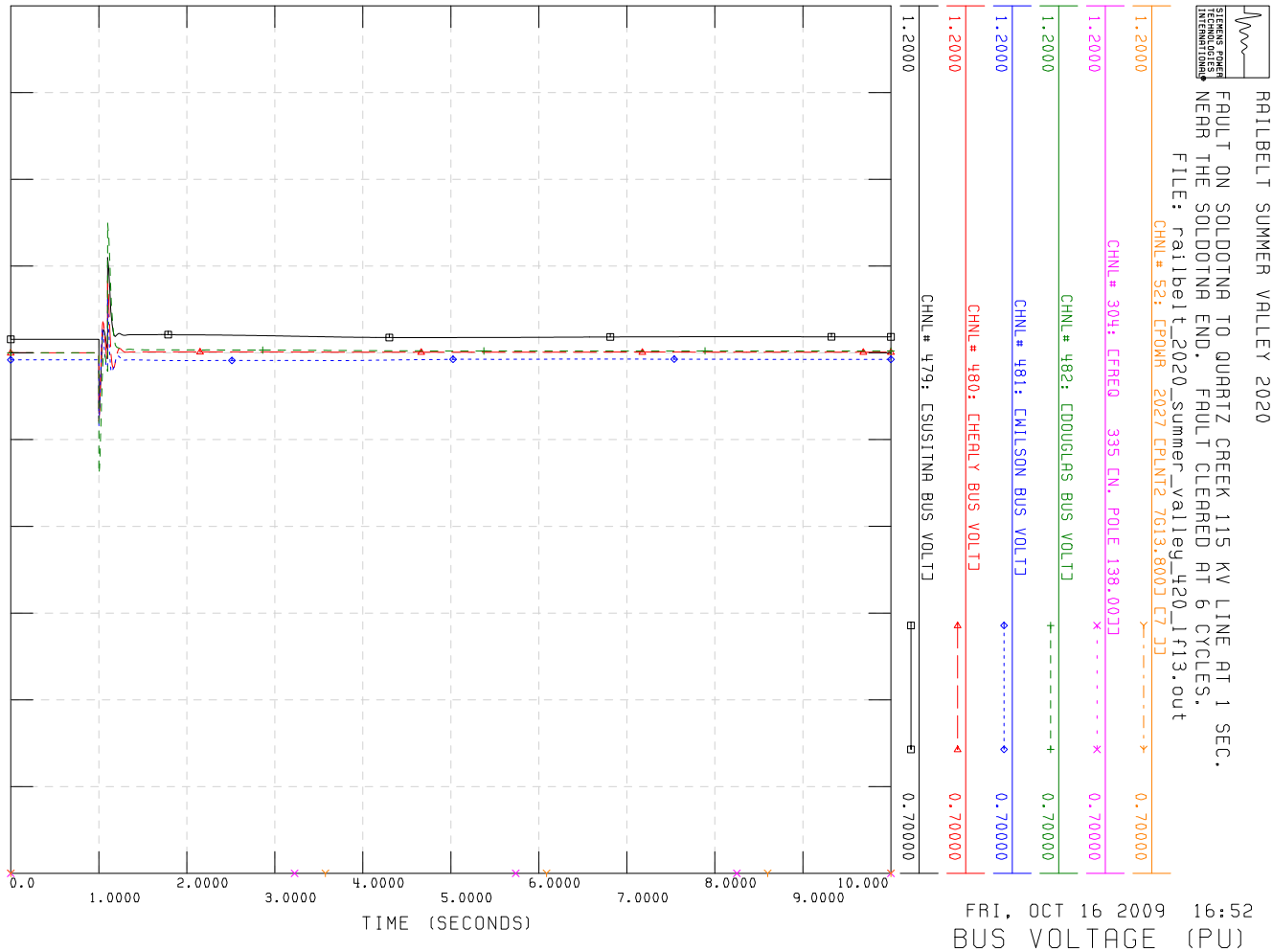
RAILBELT SUMMER VALLEY 2020
FAULT ON SOLDOTNA TO QUARTZ CREEK 115 KV LINE AT 1 SEC.
NEAR THE SOLDOTNA END. FAULT CLEARED AT 6 CYCLES.
FILE: railbelt_2020_summer_valley_420_lf13.out
CHNL# 52: CPOWR 2027 CPLNT2 7613.800J C7 JJ
CHNL# 304: CFREQ 335 CN. POLE 138.00JJ
CHNL# 482: CDOUGLAS BUS VOLTJ
CHNL# 481: CWILSON BUS VOLTJ
CHNL# 480: CHEALY BUS VOLTJ
CHNL# 479: CSUSITNA BUS VOLTJ
1.2000
0.70000
0.0
1.0000
2.0000
3.0000
4.0000
5.0000
6.0000
7.0000
8.0000
9.0000
10.000
TIME (SECONDS)
FRI, OCT 16 2009 16:52
BUS VOLTAGE (PU)

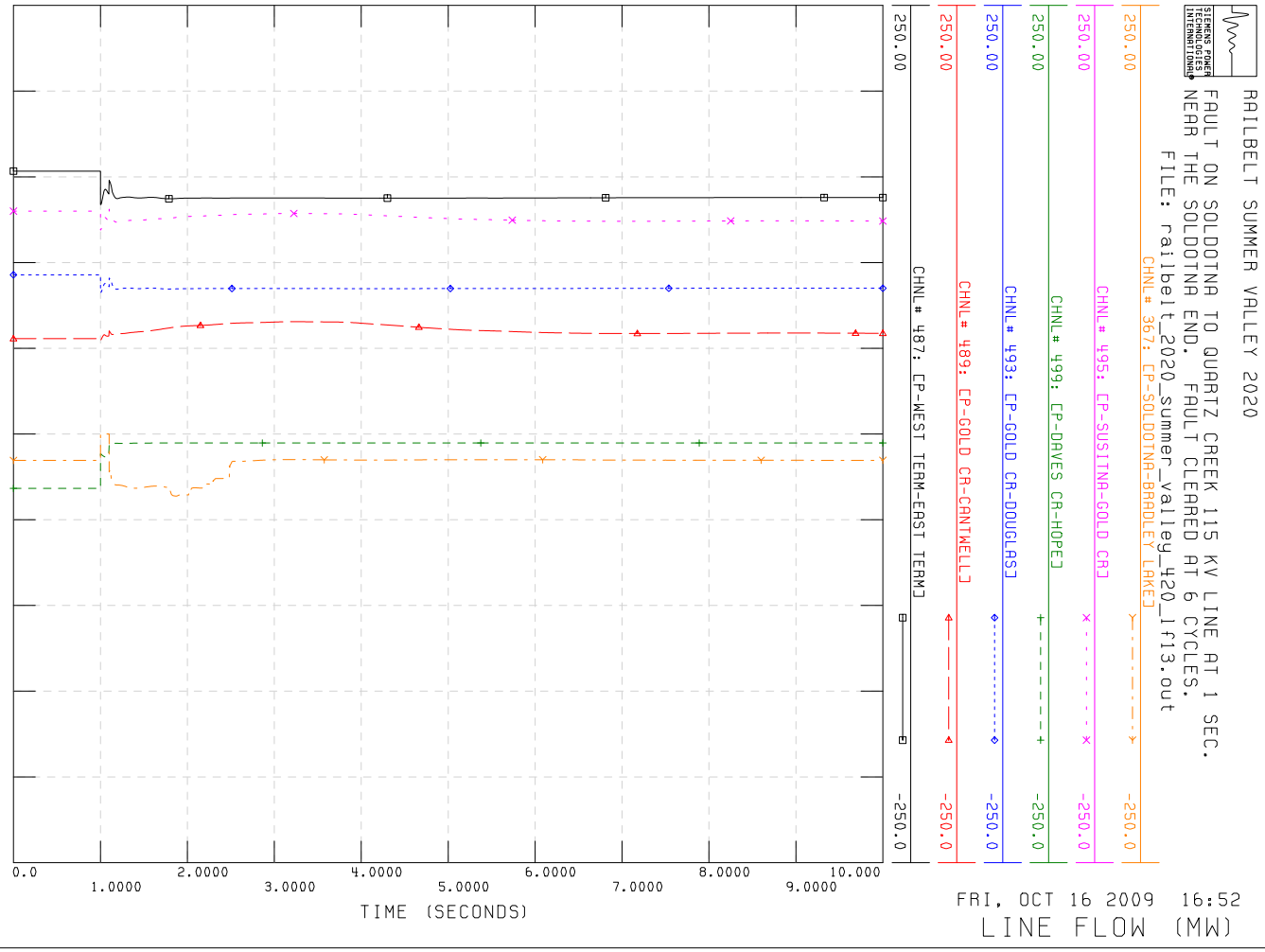
RAILBELT SUMMER VALLEY 2020
FAULT ON SOLDOTNA TO QUARTZ CREEK 115 KV LINE AT 1 SEC.
NEAR THE SOLDOTNA END. FAULT CLEARED AT 6 CYCLES.
FILE: railbelt_2020_summer_valley_420_lf13.out
CHNL# 367: CP-SOLDOTNA-BRADLEY LAKE]
CHNL# 495: CP-SUSITNA-GOLD CR]
CHNL# 499: CP-DAVES CR-HOPE]
CHNL# 493: CP-GOLD CR-DOUGLAS]
CHNL# 489: CP-GOLD CR-CANTWELL]
CHNL# 487: CP-WEST TERM-EAST TERM]
250.00
-250.0
TIME (SECONDS)
0.0
1.0000
2.0000
3.0000
4.0000
5.0000
6.0000
7.0000
8.0000
9.0000
10.000
FRI, OCT 16 2009 16:52
LINE FLOW (MW)

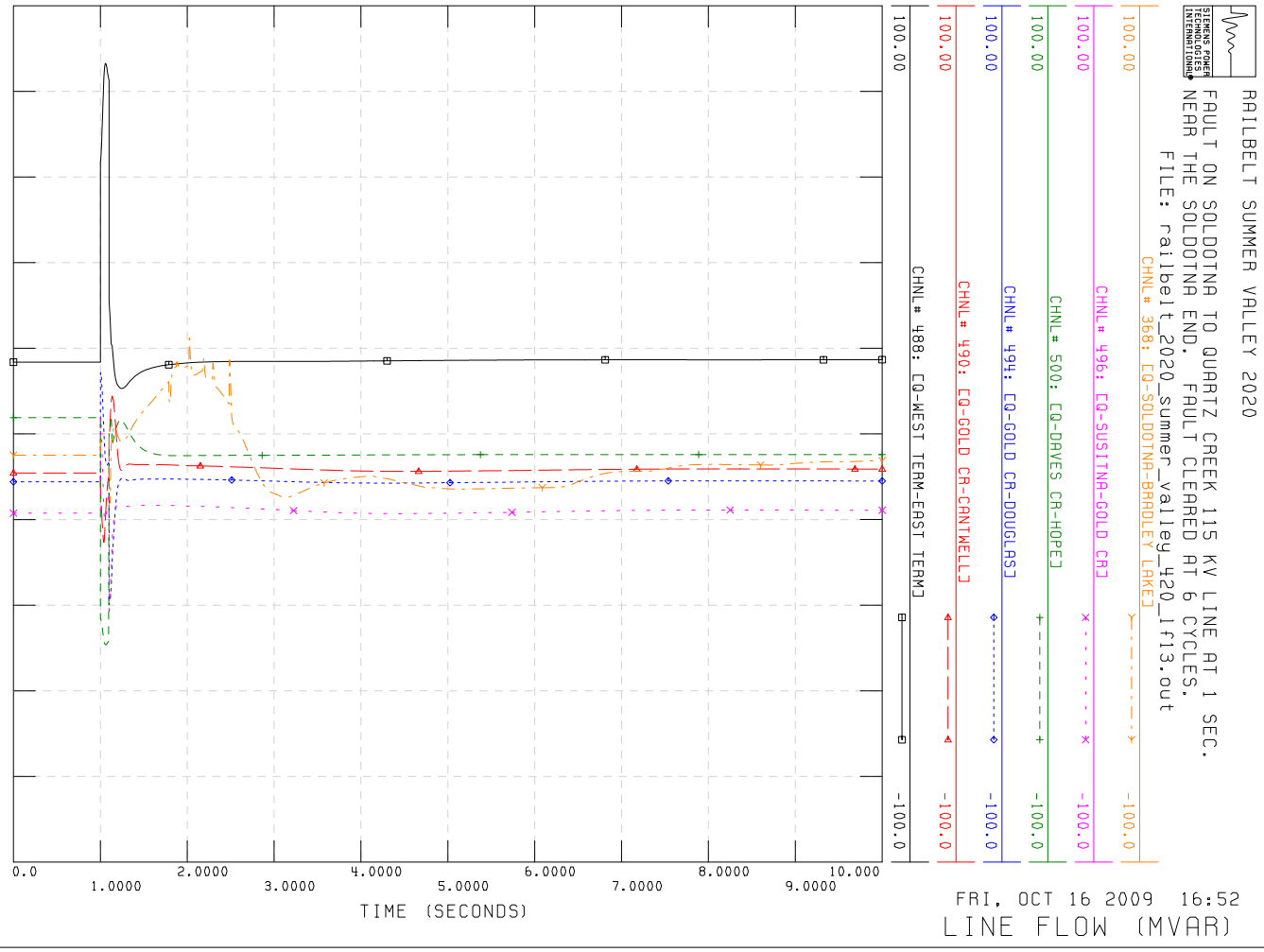
RAILBELT SUMMER VALLEY 2020
FAULT ON SOLDOTNA TO QUARTZ CREEK 115 KV LINE AT 1 SEC.
NEAR THE SOLDOTNA END. FAULT CLEARED AT 6 CYCLES.
FILE: railbelt_2020_summer_valley_420_lf13.out
CHNL# 368: CQ-SOLDOTNA-BRADLEY LAKE]
CHNL# 496: CQ-SUSITNA-GOLD CR]
CHNL# 500: CQ-DAVES CR-HOPE]
CHNL# 494: CQ-GOLD CR-DOUGLAS]
CHNL# 490: CQ-GOLD CR-CANTWELL]
CHNL# 488: CQ-WEST TERM-EAST TERM]
100.00
-100.0
TIME (SECONDS)
0.0
1.0000
2.0000
3.0000
4.0000
5.0000
6.0000
7.0000
8.0000
9.0000
10.000
FRI, OCT 16 2009 16:52
LINE FLOW (MVAR)

RAILBELT SUMMER VALLEY 2020

FAULT ON SOLDOTNA TO QUARTZ CREEK 115 KV LINE AT 1 SEC.
NEAR THE SOLDOTNA END. FAULT CLEARED AT 6 CYCLES.
FILE: railbelt_2020_summer_valley_600_lf13.out

FRI, OCT 16 2009 16:52

UNIT FREQ (HZ)

CHNL# 257: [SPD 1701 [TESOR01G24.940] [1]]×60+60
62.000 58.000

CHNL# 273: [SPD 33601 [NPCC1] [1]]×60+60
62.000 58.000

CHNL# 262: [SPD 2013 [PLNT1 3G13.800] [3]]×60+60
62.000 58.000

CHNL# 255: [SPD 1101 [BRADLY1G13.800] [1]]×60+60
62.000 58.000

CHNL# 248: [PMEC 5701 [COOP1&2G4.2000] [1]]×60+60
62.000 58.000

CHNL# 270: [SPD 30110 [HCCP #2G13.800] [2]]×60+60
62.000 58.000

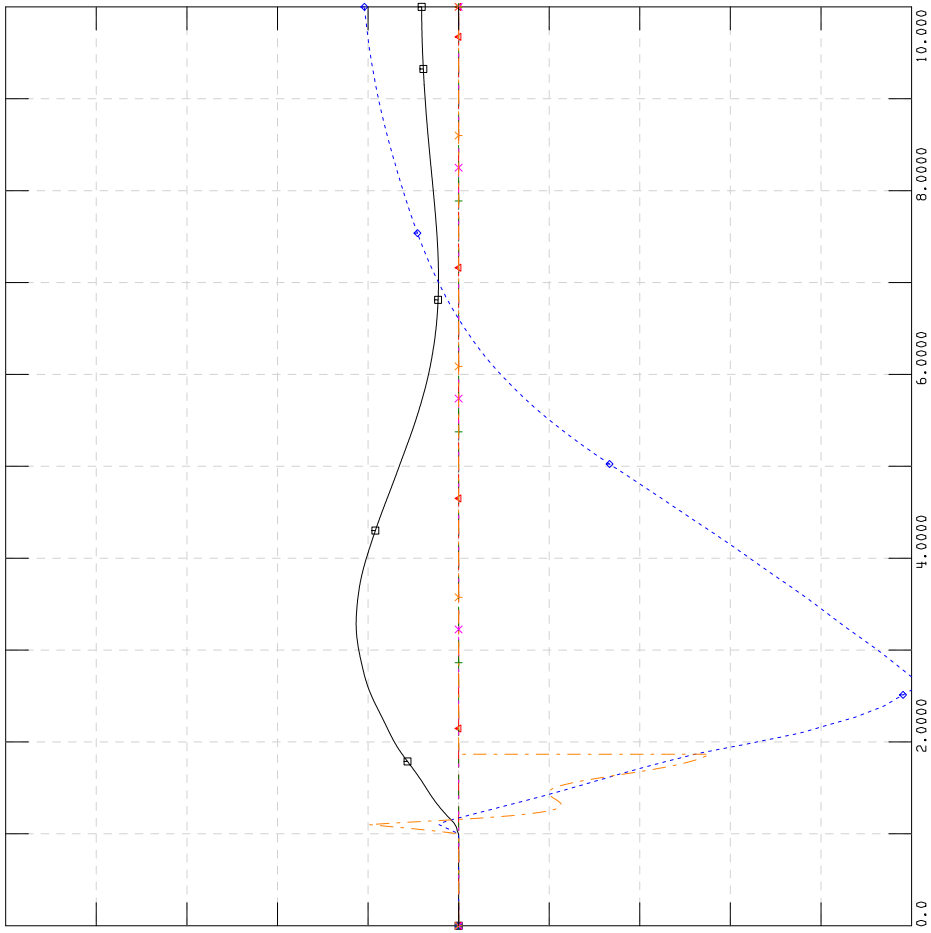

RAILBELT SUMMER VALLEY 2020

FAULT ON SOLDOTNA TO QUARTZ CREEK 115 KV LINE AT 1 SEC.
NEAR THE SOLDOTNA END. FAULT CLEARED AT 6 CYCLES.
FILE: railbelt_2020_summer_valley_600_lf13.out

FRI, OCT 16 2009 16:52

BUS VOLTAGE (PU)

CHNL# 52: [POWR 2027 [PLNT2 7G13.800] [7]]
1.2000 0.70000

CHNL# 304: [FREQ 335 [N. POLE 138.00]]
1.2000 0.70000

CHNL# 482: [DOUGLAS BUS VOLT]
1.2000 0.70000

CHNL# 481: [WILSON BUS VOLT]
1.2000 0.70000

CHNL# 480: [HEALY BUS VOLT]
1.2000 0.70000

CHNL# 479: [SUSITNA BUS VOLT]
1.2000 0.70000

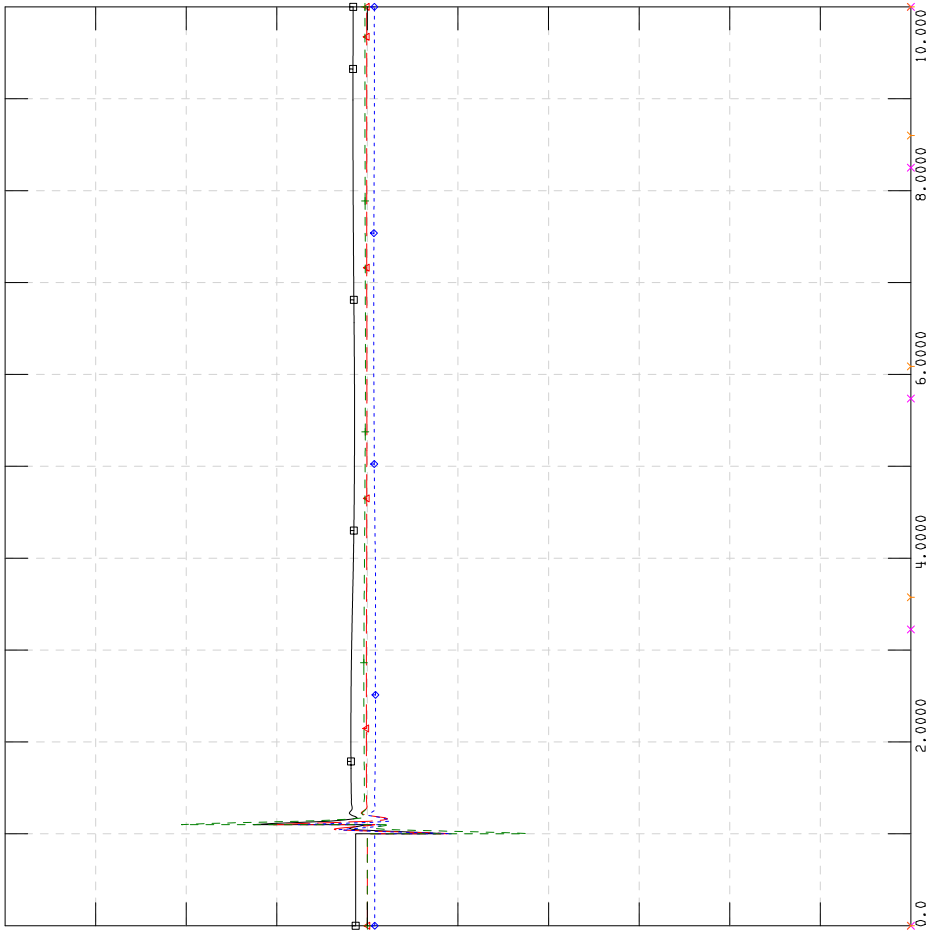

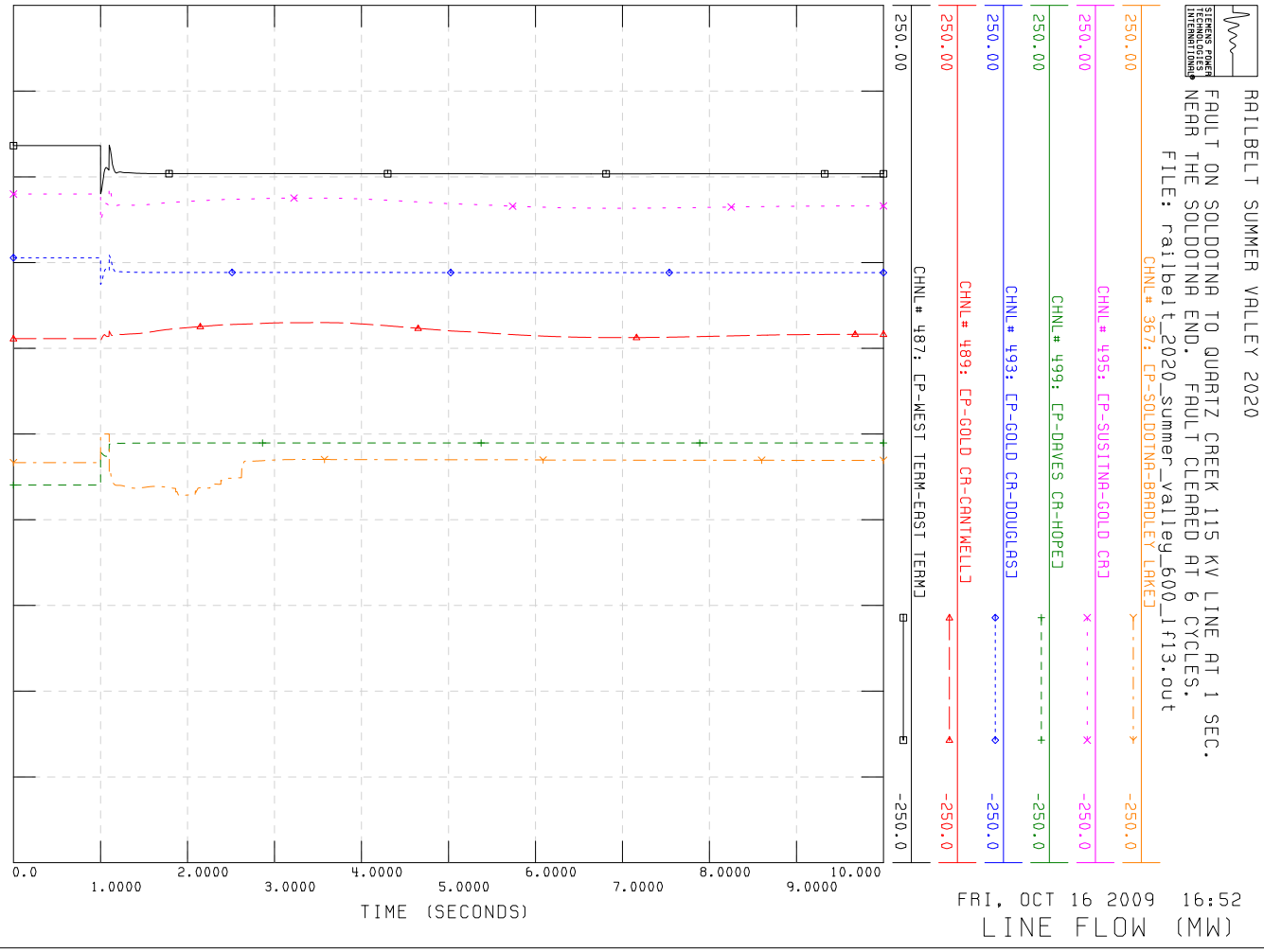
RAILBELT SUMMER VALLEY 2020
FAULT ON SOLDOTNA TO QUARTZ CREEK 115 KV LINE AT 1 SEC.
NEAR THE SOLDOTNA END. FAULT CLEARED AT 6 CYCLES.
FILE: railbelt_2020_summer_valley_600_lf13.out
CHNL# 367: CP-SOLDOTNA-BRADLEY LAKE]
CHNL# 495: CP-SUSITNA-GOLD CR]
CHNL# 499: CP-DAVES CR-HOPE]
CHNL# 493: CP-GOLD CR-DOUGLAS]
CHNL# 489: CP-GOLD CR-CANTWELL]
CHNL# 487: CP-WEST TERM-EAST TERM]
250.00
-250.0
TIME (SECONDS)
0.0
1.0000
2.0000
3.0000
4.0000
5.0000
6.0000
7.0000
8.0000
9.0000
10.000
FRI, OCT 16 2009 16:52
LINE FLOW (MW)

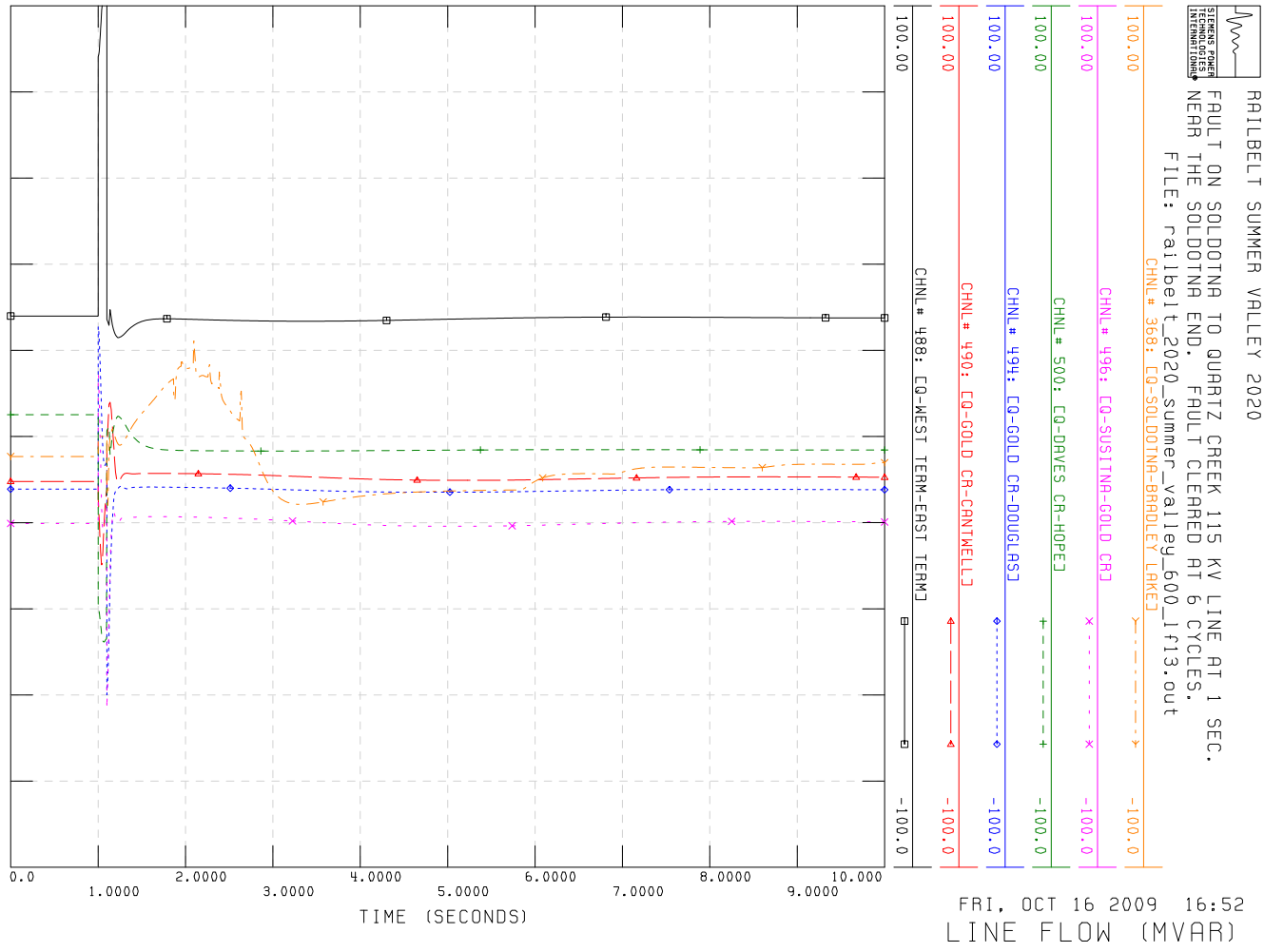
RAILBELT SUMMER VALLEY 2020
FAULT ON SOLDOTNA TO QUARTZ CREEK 115 KV LINE AT 1 SEC.
NEAR THE SOLDOTNA END. FAULT CLEARED AT 6 CYCLES.
FILE: railbelt_2020_summer_valley_600_lf13.out
CHNL# 368: CQ-SOLDOTNA-BRADLEY LAKE]
CHNL# 496: CQ-SUSITNA-GOLD CR]
CHNL# 500: CQ-DAVES CR-HOPE]
CHNL# 494: CQ-GOLD CR-DOUGLAS]
CHNL# 490: CQ-GOLD CR-CANTWELL]
CHNL# 488: CQ-WEST TERM-EAST TERM]
100.00
-100.0
TIME (SECONDS)
0.0
1.0000
2.0000
3.0000
4.0000
5.0000
6.0000
7.0000
8.0000
9.0000
10.000
FRI, OCT 16 2009 16:52
LINE FLOW (MVAR)

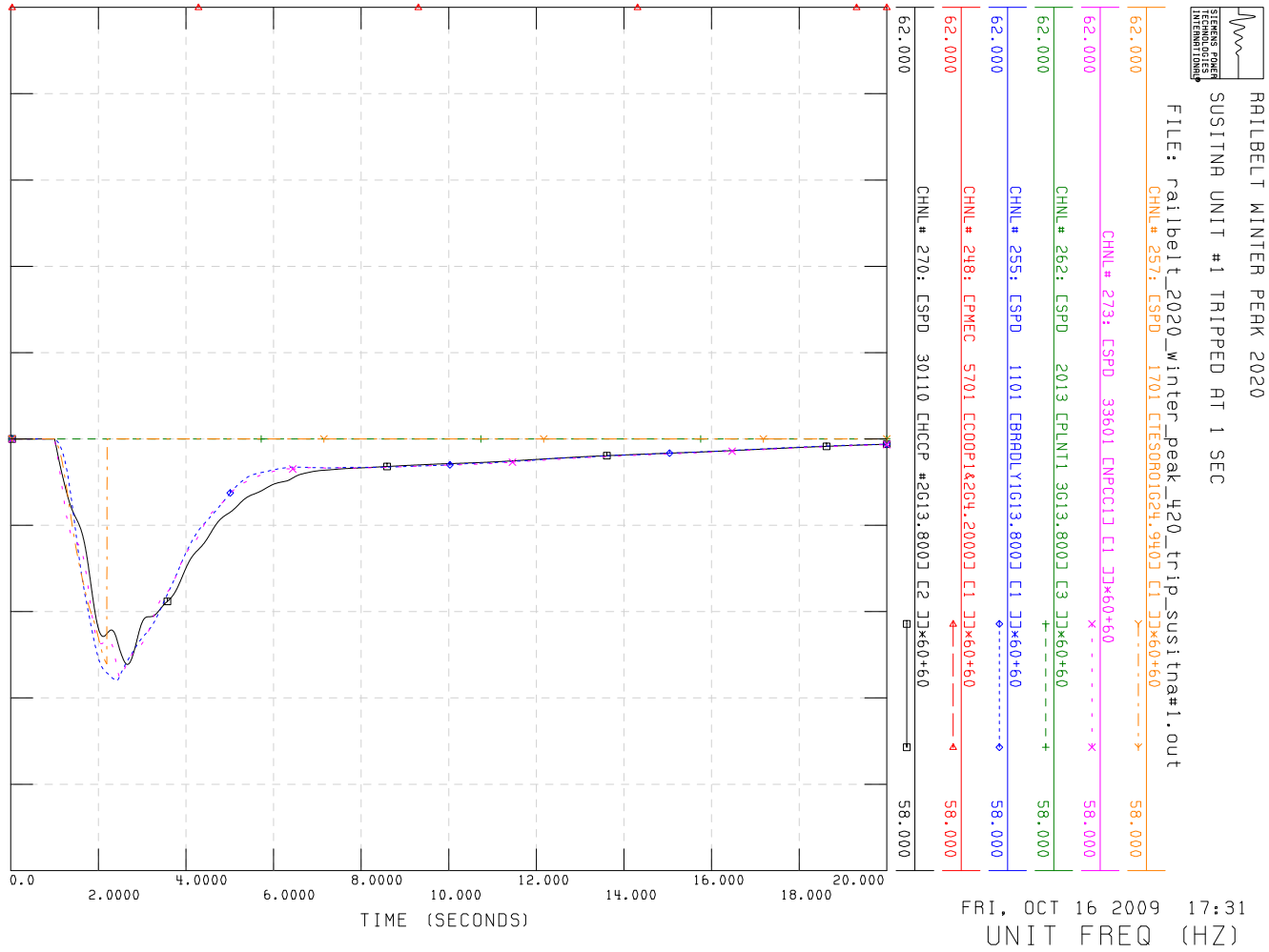
RAILBELT WINTER PEAK 2020
SUSITNA UNIT #1 TRIPPED AT 1 SEC
FILE: railbelt_2020_winter_peak_420_trip_susitna#1.out
CHNL# 257: CSPD 1701 CTESORO1G24.9400 C1 JJ×60+60
CHNL# 273: CSPD 33601 CNPCC1J C1 JJ×60+60
CHNL# 262: CSPD 2013 CPLNT1 3G13.800J C3 JJ×60+60
CHNL# 255: CSPD 1101 CBRADLY1G13.800J C1 JJ×60+60
CHNL# 248: CPMEC 5701 CCOOP1&2G4.2000J C1 JJ×60+60
CHNL# 270: CSPD 30110 CHCCP #2G13.800J C2 JJ×60+60
62.000
58.000
0.0
2.0000
4.0000
6.0000
8.0000
10.000
12.000
14.000
16.000
18.000
20.000
TIME (SECONDS)
FRI, OCT 16 2009 17:31
UNIT FREQ (HZ)

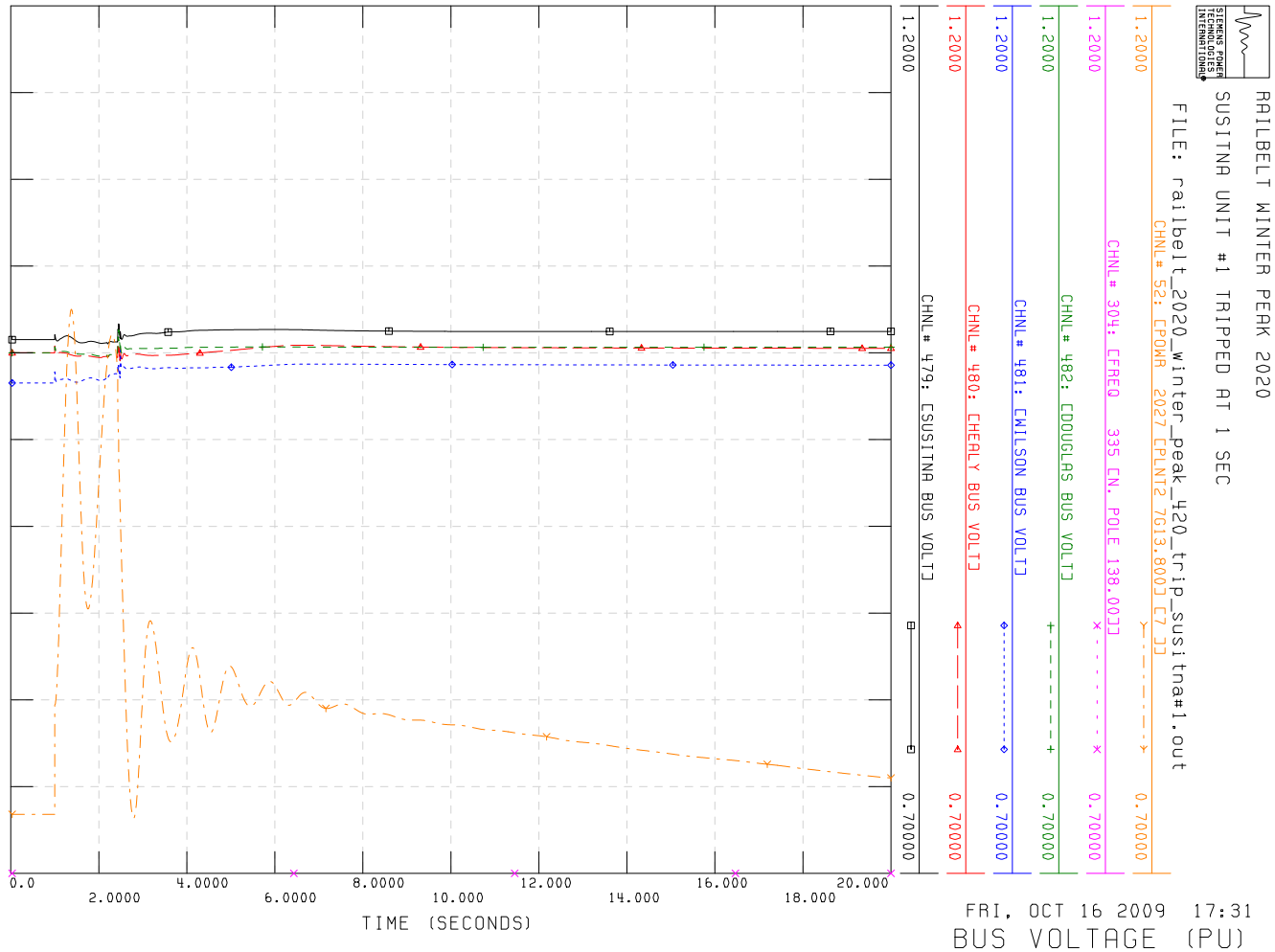
RAILBELT WINTER PEAK 2020
SUSITNA UNIT #1 TRIPPED AT 1 SEC
FILE: railbelt_2020_winter_peak_420_trip_susitna#1.out
CHNL# 52: CPOWR 2027 CPLNT2 7613.800J C7 JJ
CHNL# 304: CFREQ 335 CN. POLE 138.00JJ
CHNL# 482: CDOUGLAS BUS VOLTJ
CHNL# 481: CWILSON BUS VOLTJ
CHNL# 480: CHEALY BUS VOLTJ
CHNL# 479: CSUSITNA BUS VOLTJ
1.2000
0.70000
0.0
2.0000
4.0000
6.0000
8.0000
10.000
12.000
14.000
16.000
18.000
20.000
TIME (SECONDS)
FRI, OCT 16 2009 17:31
BUS VOLTAGE (PU)

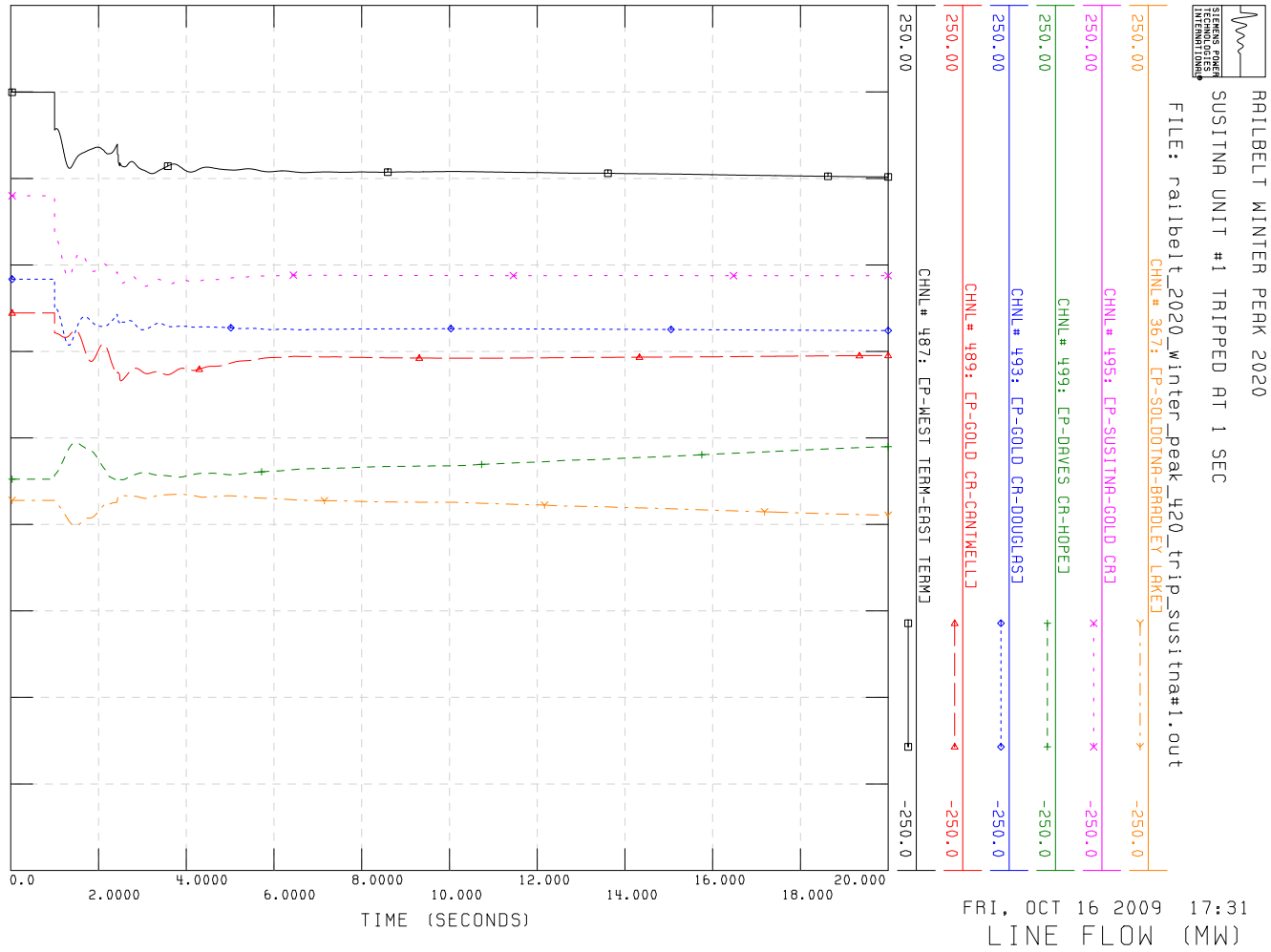
RAILBELT WINTER PEAK 2020
SUSITNA UNIT #1 TRIPPED AT 1 SEC
FILE: railbelt_2020_winter_peak_420_trip_susitna#1.out
CHNL# 367: CP-SOLDOTNA-BRADLEY LAKE
CHNL# 495: CP-SUSITNA-GOLD CR
CHNL# 499: CP-DAVES CR-HOPE
CHNL# 493: CP-GOLD CR-DOUGLAS
CHNL# 489: CP-GOLD CR-CANTWELL
CHNL# 487: CP-WEST TERM-EAST TERM
250.00
-250.0
TIME (SECONDS)
0.0
2.0000
4.0000
6.0000
8.0000
10.000
12.000
14.000
16.000
18.000
20.000
FRI, OCT 16 2009 17:31
LINE FLOW (MW)

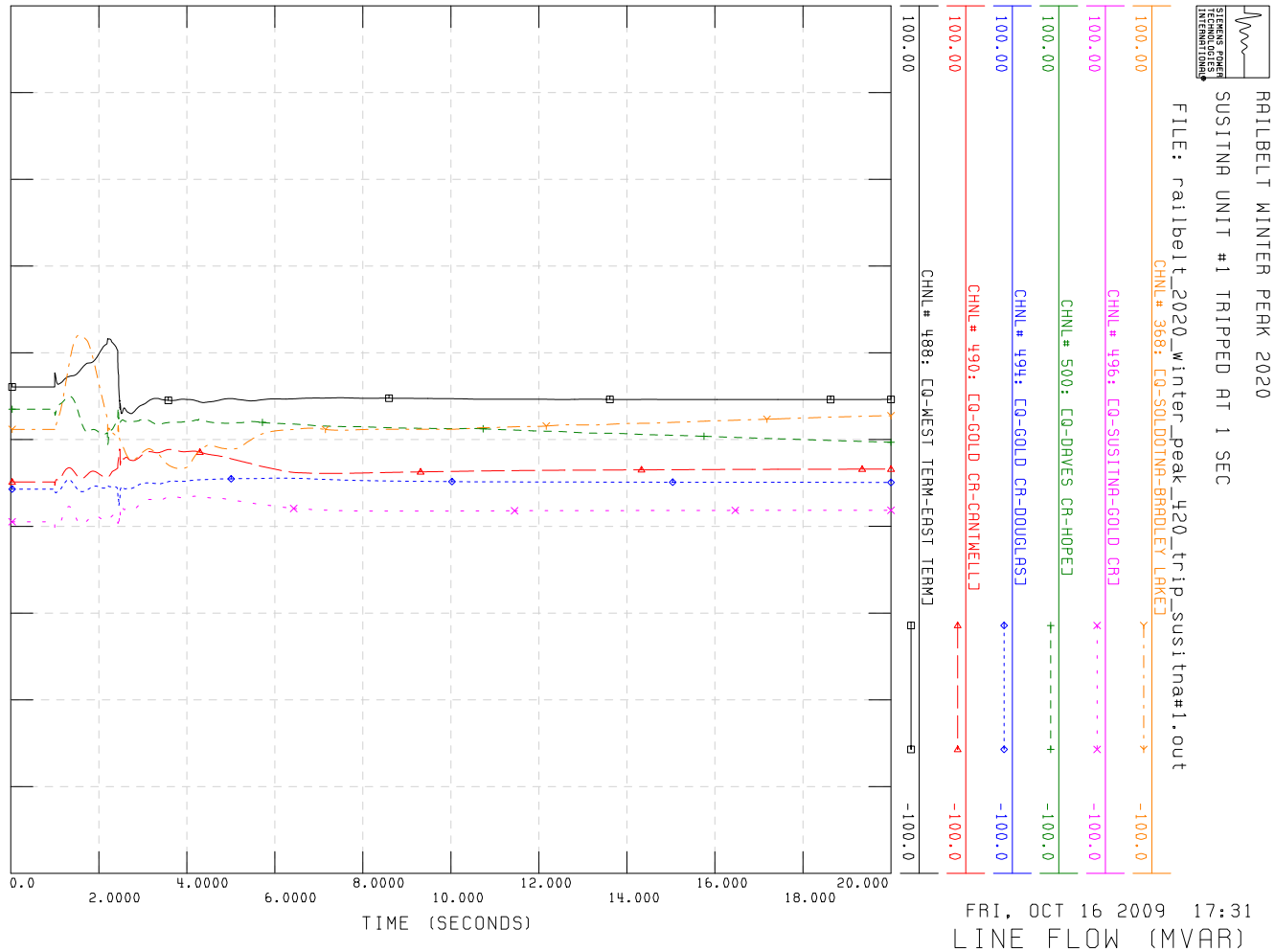
RAILBELT WINTER PEAK 2020
SUSITNA UNIT #1 TRIPPED AT 1 SEC
FILE: railbelt_2020_winter_peak_420_trip_susitna#1.out
CHNL# 368: CQ-SOLDOTNA-BRADLEY LAKE
CHNL# 496: CQ-SUSITNA-GOLD CR
CHNL# 500: CQ-DAVES CR-HOPE
CHNL# 494: CQ-GOLD CR-DOUGLAS
CHNL# 490: CQ-GOLD CR-CANTWELL
CHNL# 488: CQ-WEST TERM-EAST TERM
100.00
-100.0
TIME (SECONDS)
0.0
2.0000
4.0000
6.0000
8.0000
10.000
12.000
14.000
16.000
18.000
20.000
FRI, OCT 16 2009 17:31
LINE FLOW (MVAR)

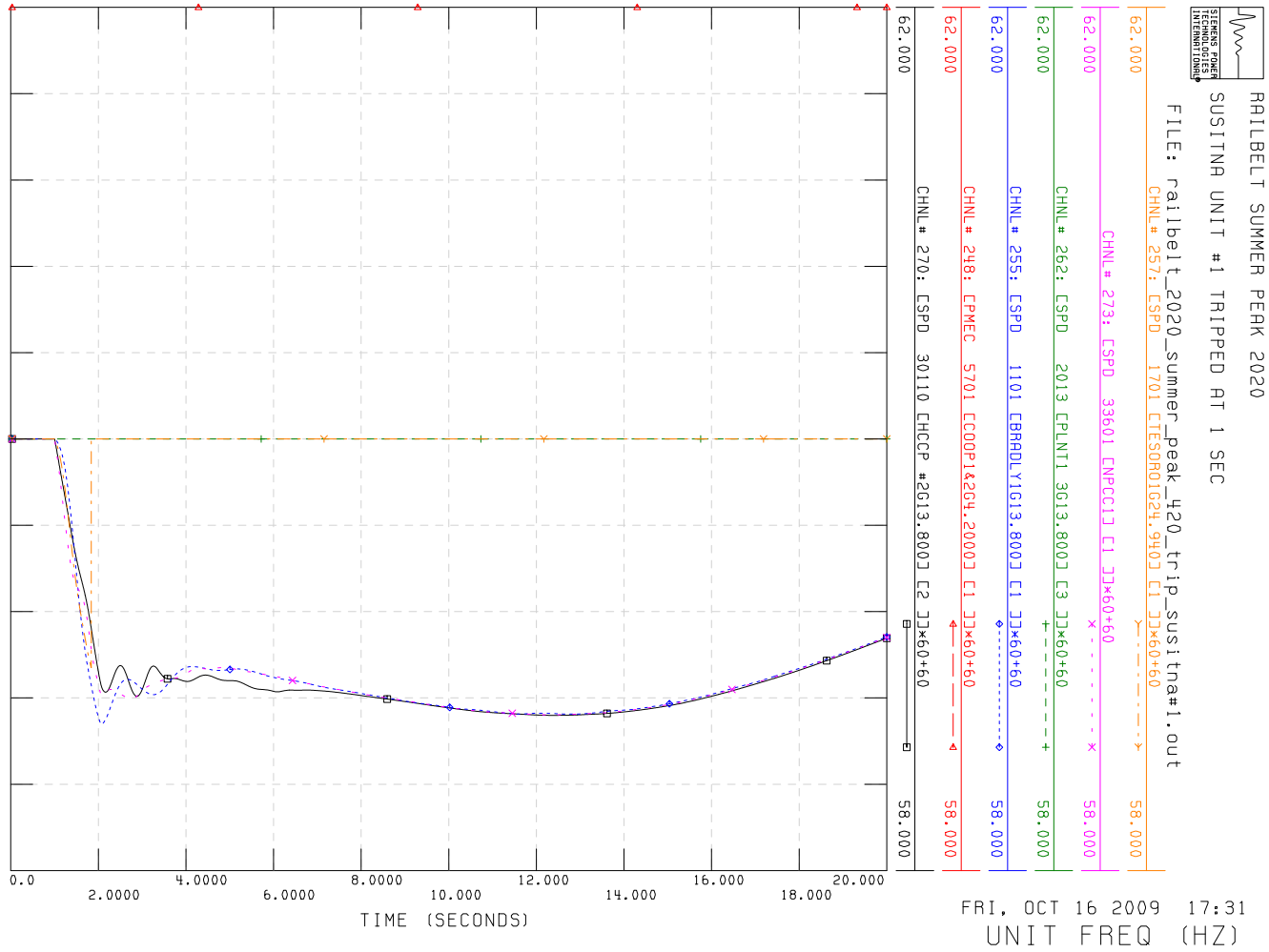
RAILBELT SUMMER PEAK 2020
SUSITNA UNIT #1 TRIPPED AT 1 SEC
FILE: railbelt_2020_summer_peak_420_trip_susitna#1.out
CHNL# 257: CSPD 1701 CTESORO1G24.9400 C1 JJ×60+60
CHNL# 273: CSPD 33601 CNPCC1J C1 JJ×60+60
CHNL# 262: CSPD 2013 CPLNT1 3G13.800J C3 JJ×60+60
CHNL# 255: CSPD 1101 CBRADLY1G13.800J C1 JJ×60+60
CHNL# 248: CPMEC 5701 CCOOP142G4.2000J C1 JJ×60+60
62.000
58.000
CHNL# 270: CSPD 30110 CHCCP #2G13.800J C2 JJ×60+60
0.0
2.0000
4.0000
6.0000
8.0000
10.000
12.000
14.000
16.000
18.000
20.000
TIME (SECONDS)
FRI, OCT 16 2009 17:31
UNIT FREQ (HZ)

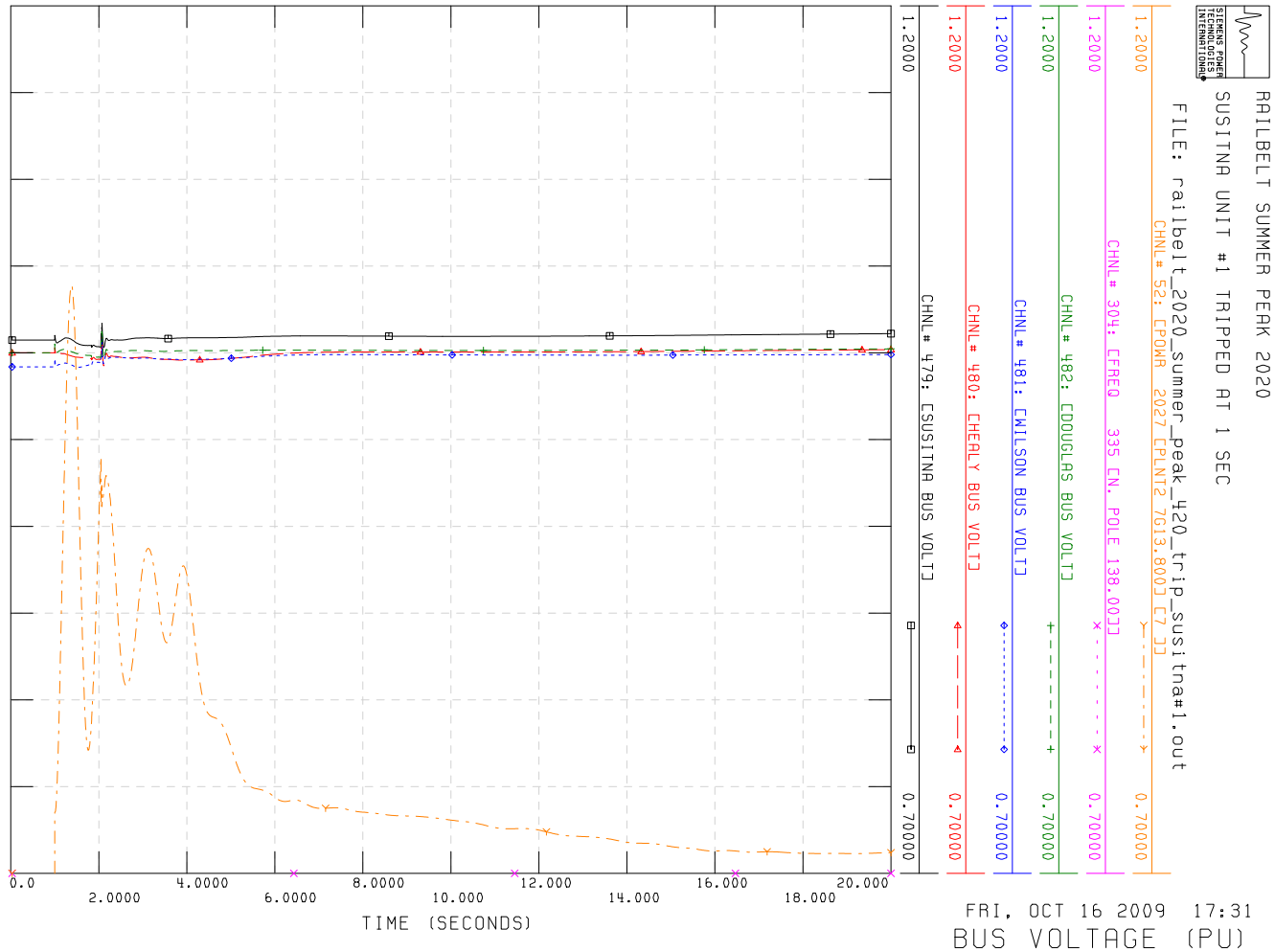
RAILBELT SUMMER PEAK 2020
SUSITNA UNIT #1 TRIPPED AT 1 SEC
FILE: railbelt_2020_summer_peak_420_trip_susitna#1.out
CHNL# 52: CPOWR 2027 CPLNT2 7613.800J C7 JJ
CHNL# 304: CFREQ 335 CN. POLE 138.00JJ
CHNL# 482: CDOUGLAS BUS VOLTJ
CHNL# 481: CWILSON BUS VOLTJ
CHNL# 480: CHEALY BUS VOLTJ
1.2000
0.70000
CHNL# 479: CSUSITNA BUS VOLTJ
0.0
2.0000
4.0000
6.0000
8.0000
10.000
12.000
14.000
16.000
18.000
20.000
TIME (SECONDS)
FRI, OCT 16 2009 17:31
BUS VOLTAGE (PU)

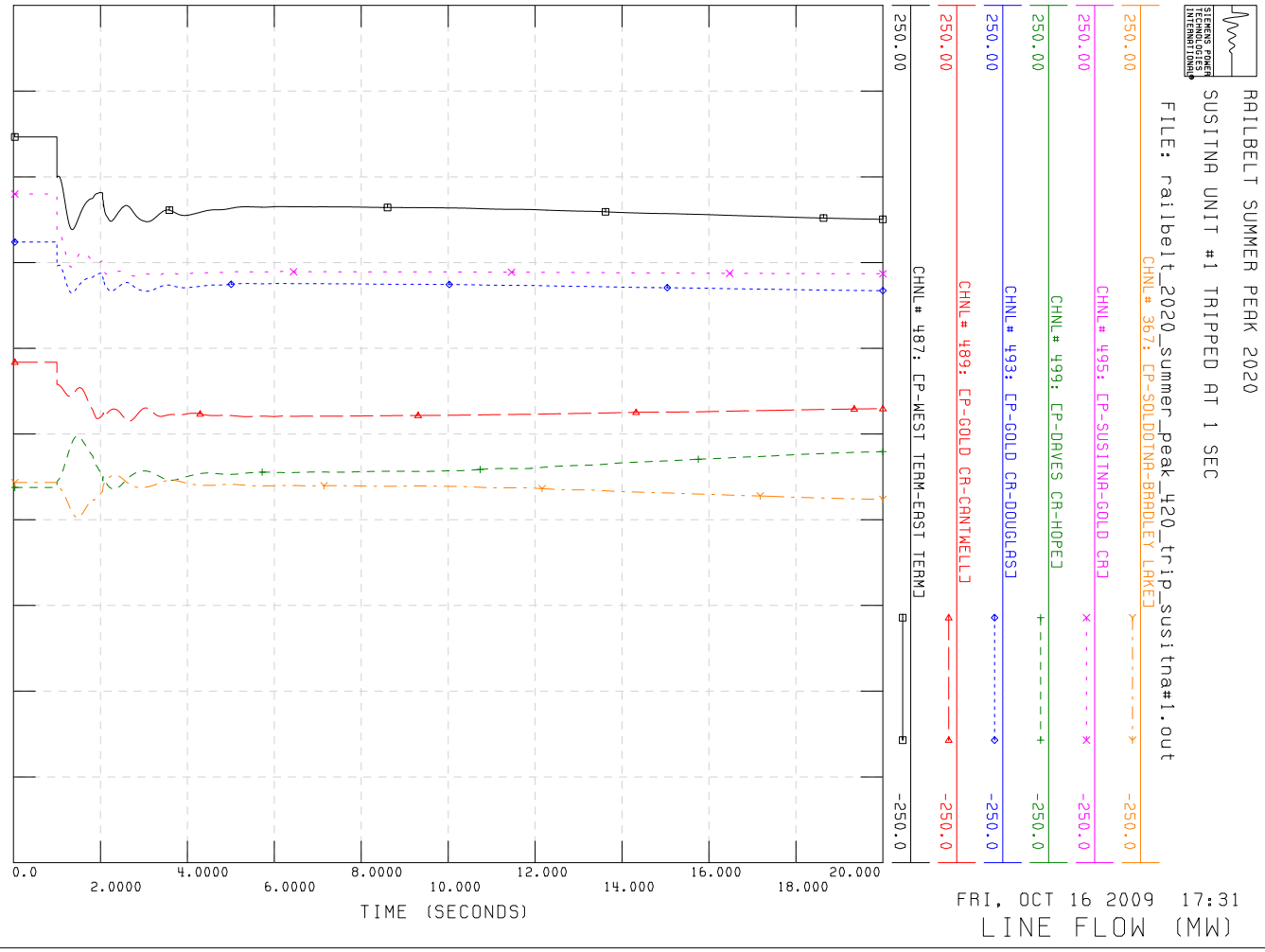
RAILBELT SUMMER PEAK 2020
SUSITNA UNIT #1 TRIPPED AT 1 SEC
FILE: railbelt_2020_summer_peak_420_trip_susitna#1.out
CHNL# 367: CP-SOLDOTNA-BRADLEY LAKE
CHNL# 495: CP-SUSITNA-GOLD CR
CHNL# 499: CP-DAVES CR-HOPE
CHNL# 493: CP-GOLD CR-DOUGLAS
CHNL# 489: CP-GOLD CR-CANTWELL
CHNL# 487: CP-WEST TERM-EAST TERM
250.00
-250.0
TIME (SECONDS)
0.0
2.0000
4.0000
6.0000
8.0000
10.000
12.000
14.000
16.000
18.000
20.000
FRI, OCT 16 2009 17:31
LINE FLOW (MW)

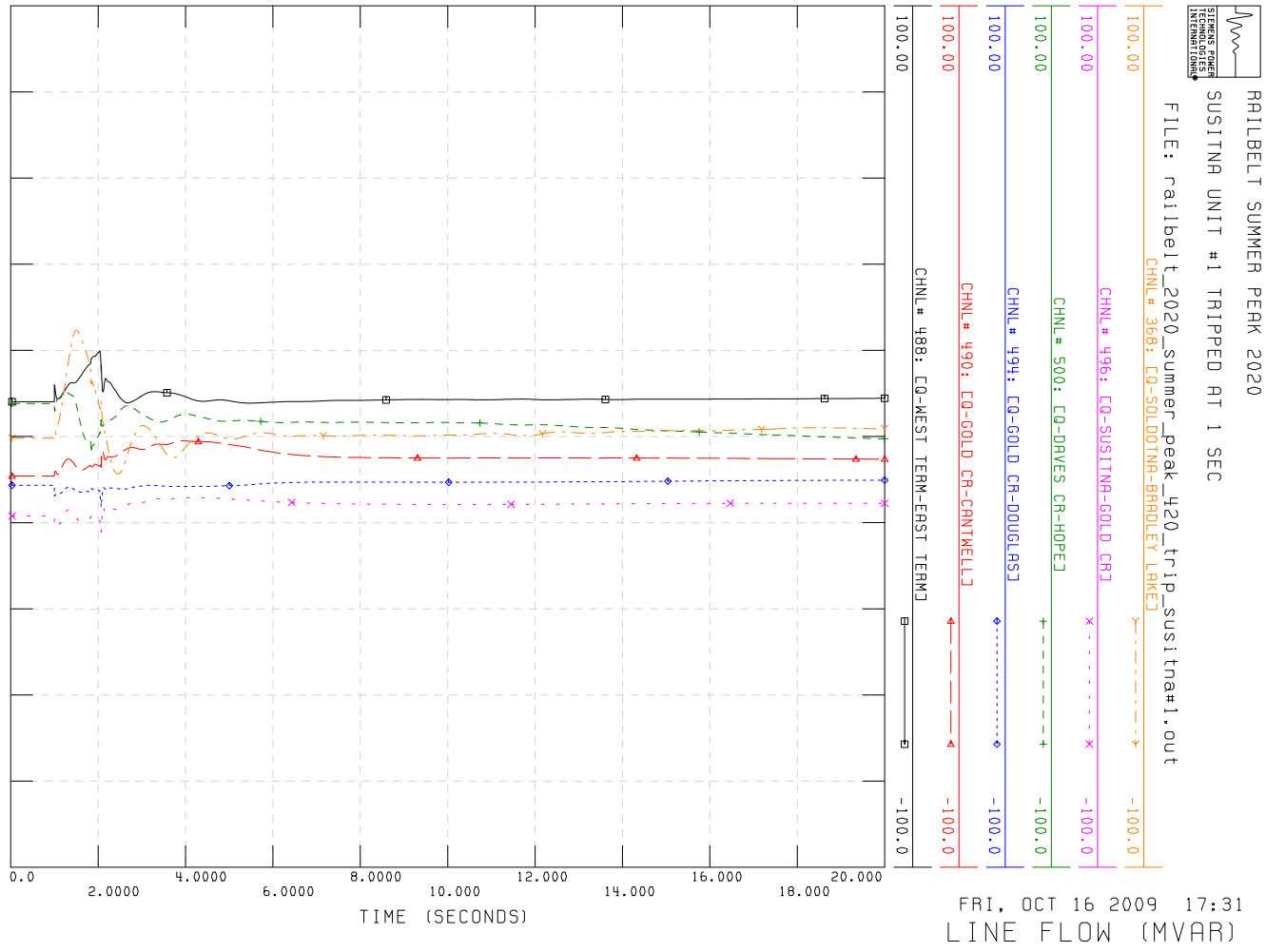
RAILBELT SUMMER PEAK 2020
SUSITNA UNIT #1 TRIPPED AT 1 SEC
FILE: railbelt_2020_summer_peak_420_trip_susitna#1.out
CHNL# 368: CQ-SOLDOTNA-BRADLEY LAKE
CHNL# 496: CQ-SUSITNA-GOLD CR
CHNL# 500: CQ-DAVES CR-HOPE
CHNL# 494: CQ-GOLD CR-DOUGLAS
CHNL# 490: CQ-GOLD CR-CANTWELL
CHNL# 488: CQ-WEST TERM-EAST TERM
100.00
-100.0
TIME (SECONDS)
0.0
2.0000
4.0000
6.0000
8.0000
10.000
12.000
14.000
16.000
18.000
20.000
FRI, OCT 16 2009 17:31
LINE FLOW (MVAR)

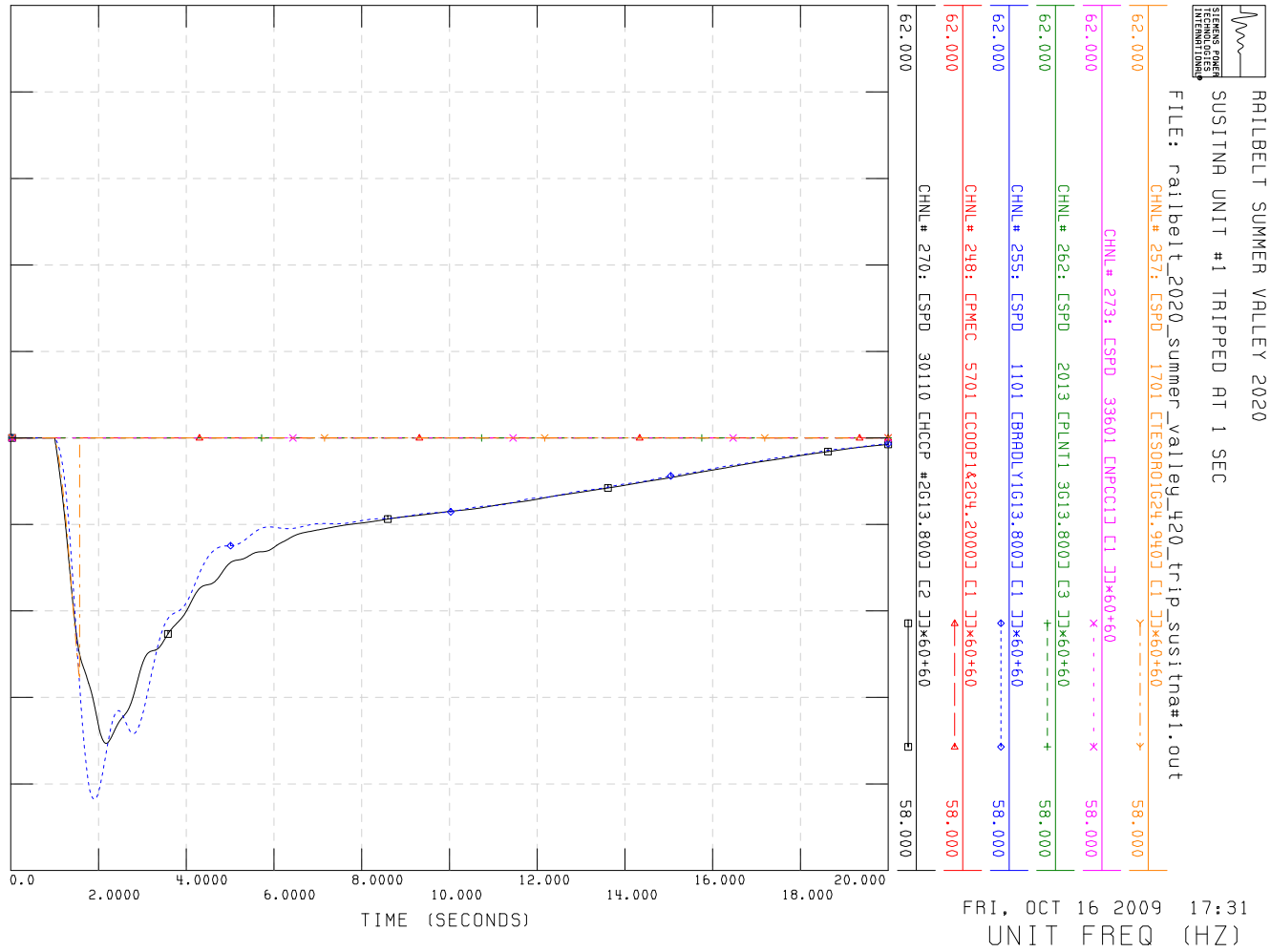
RAILBELT SUMMER VALLEY 2020
SUSITNA UNIT #1 TRIPPED AT 1 SEC
FILE: railbelt_2020_summer_valley_420_trip_susitna#1.out
CHNL# 257: CSPD 1701 CTESORO1G24.9400 C1 JJ×60+60
CHNL# 273: CSPD 33601 CNPCC1J C1 JJ×60+60
CHNL# 262: CSPD 2013 CPLNT1 3G13.800J C3 JJ×60+60
CHNL# 255: CSPD 1101 CBRADLY1G13.800J C1 JJ×60+60
CHNL# 248: CPMEC 5701 CCOOP1&2G4.2000J C1 JJ×60+60
CHNL# 270: CSPD 30110 CHCCP #2G13.800J C2 JJ×60+60
62.000
58.000
0.0
2.0000
4.0000
6.0000
8.0000
10.000
12.000
14.000
16.000
18.000
20.000
TIME (SECONDS)
FRI, OCT 16 2009 17:31
UNIT FREQ (HZ)

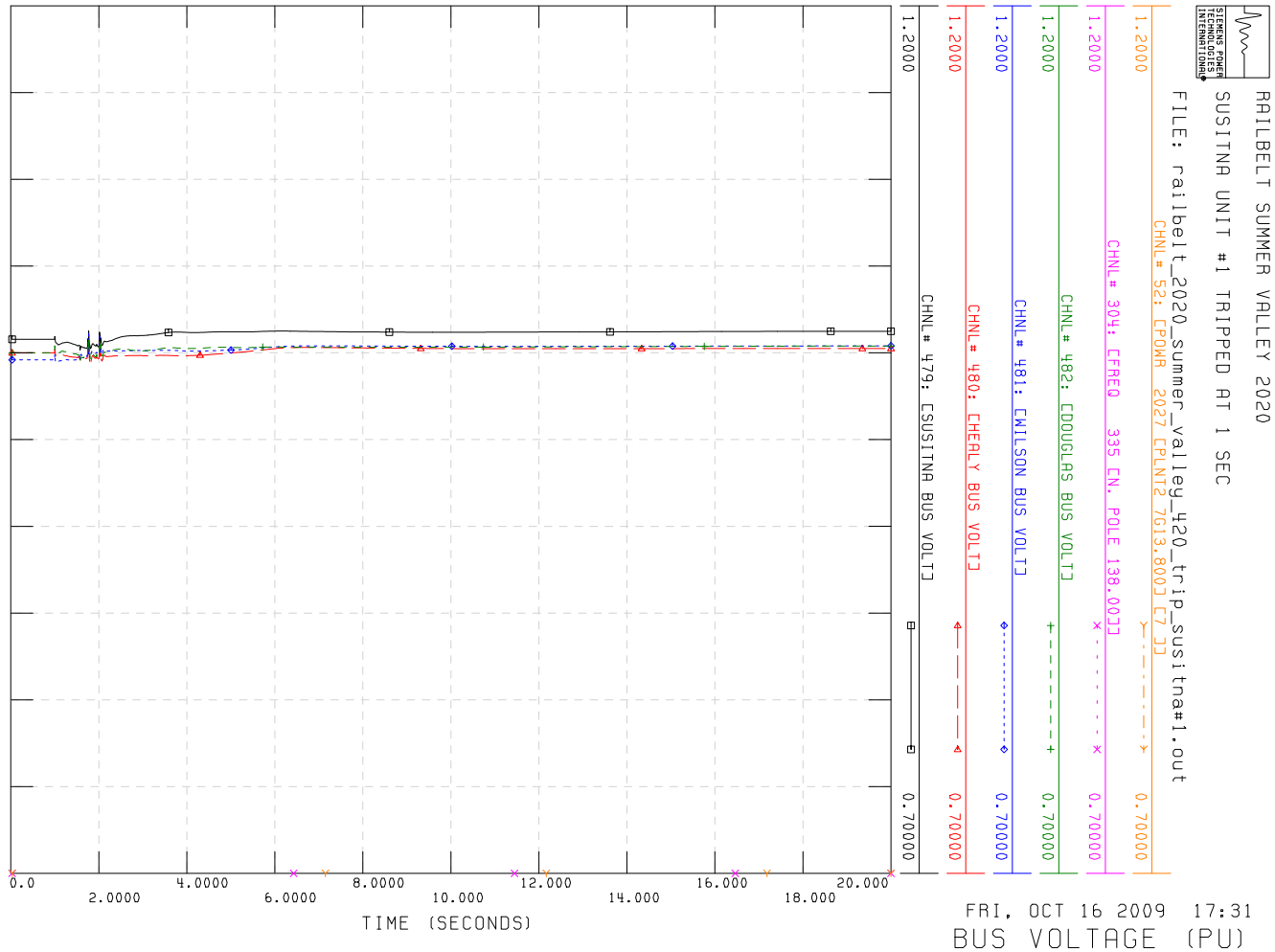
RAILBELT SUMMER VALLEY 2020
SUSITNA UNIT #1 TRIPPED AT 1 SEC
FILE: railbelt_2020_summer_valley_420_trip_susitna#1.out
CHNL# 52: CPOWR 2027 CPLNT2 7613.800J C7 JJ
CHNL# 304: CFREQ 335 CN. POLE 138.00JJ
CHNL# 482: CDOUGLAS BUS VOLTJ
CHNL# 481: CWILSON BUS VOLTJ
CHNL# 480: CHEALY BUS VOLTJ
CHNL# 479: CSUSITNA BUS VOLTJ
1.2000
0.70000
0.0
2.0000
4.0000
6.0000
8.0000
10.000
12.000
14.000
16.000
18.000
20.000
TIME (SECONDS)
FRI, OCT 16 2009 17:31
BUS VOLTAGE (PU)

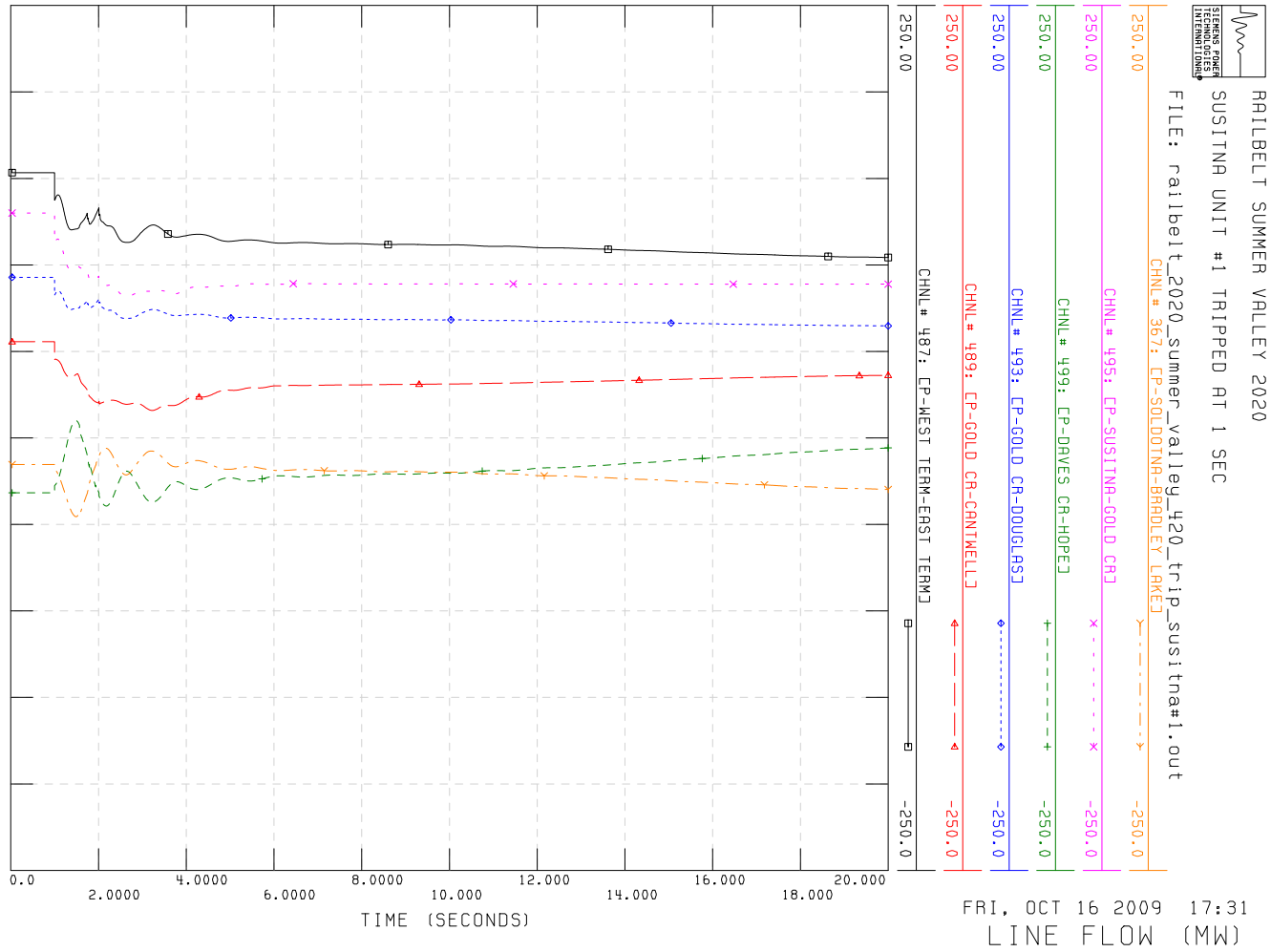
RAILBELT SUMMER VALLEY 2020
SUSITNA UNIT #1 TRIPPED AT 1 SEC
FILE: railbelt_2020_summer_valley_420_trip_susitna#1.out
CHNL# 367: CP-SOLDOTNA-BRADLEY LAKE]
CHNL# 495: CP-SUSITNA-GOLD CR]
CHNL# 499: CP-DAVES CR-HOPE]
CHNL# 493: CP-GOLD CR-DOUGLAS]
CHNL# 489: CP-GOLD CR-CANTWELL]
250.00
-250.0
CHNL# 487: CP-WEST TERM-EAST TERM]
0.0
2.0000
4.0000
6.0000
8.0000
10.000
12.000
14.000
16.000
18.000
20.000
TIME (SECONDS)
FRI, OCT 16 2009 17:31
LINE FLOW (MW)

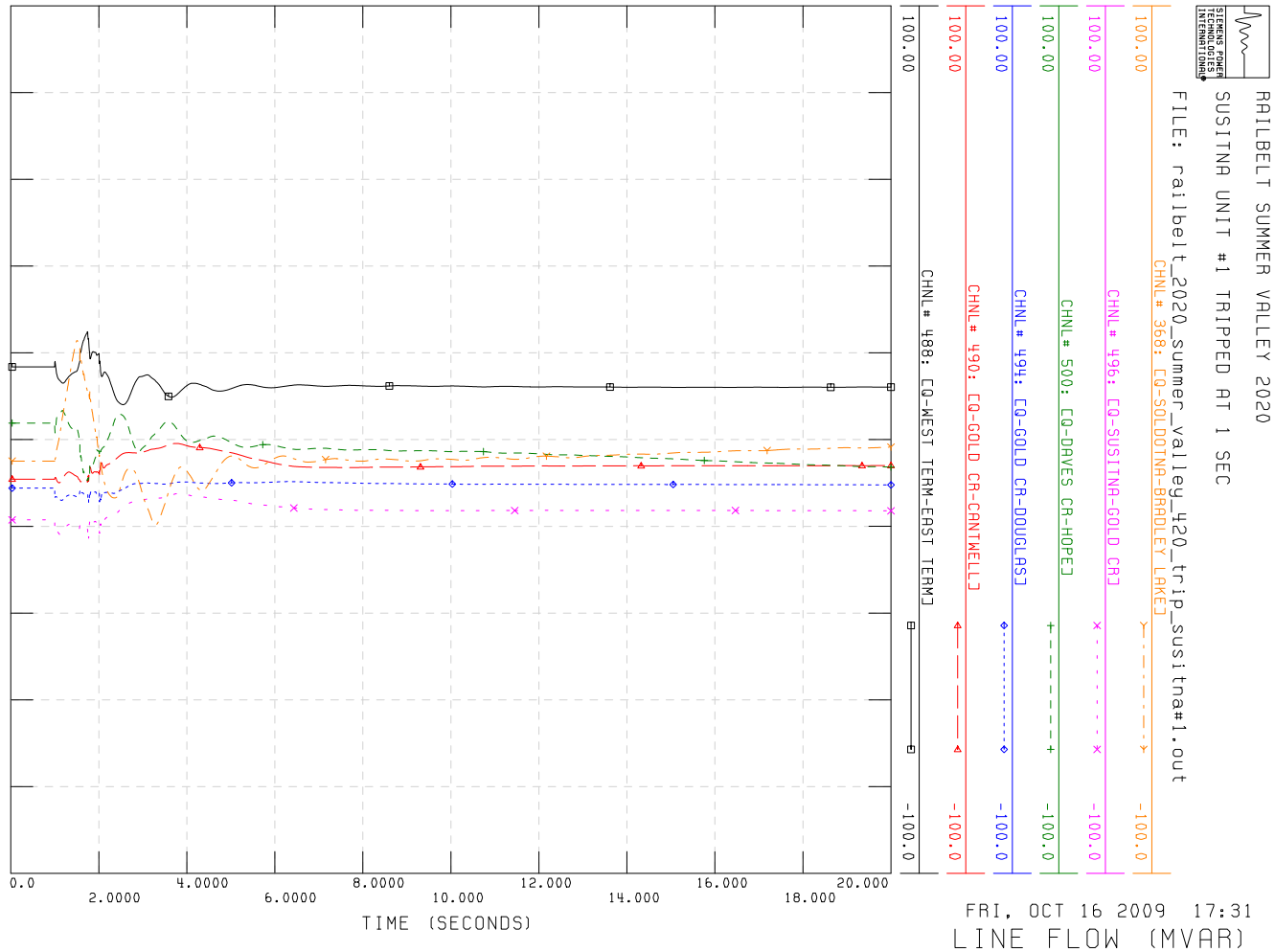
RAILBELT SUMMER VALLEY 2020
SUSITNA UNIT #1 TRIPPED AT 1 SEC
FILE: railbelt_2020_summer_valley_420_trip_susitna#1.out
CHNL# 368: CQ-SOLDOTNA-BRADLEY LAKE]
CHNL# 496: CQ-SUSITNA-GOLD CR]
CHNL# 500: CQ-DAVES CR-HOPE]
CHNL# 494: CQ-GOLD CR-DOUGLAS]
CHNL# 490: CQ-GOLD CR-CANTWELL]
100.00
-100.0
CHNL# 488: CQ-WEST TERM-EAST TERM]
0.0
2.0000
4.0000
6.0000
8.0000
10.000
12.000
14.000
16.000
18.000
20.000
TIME (SECONDS)
FRI, OCT 16 2009 17:31
LINE FLOW (MVAR)

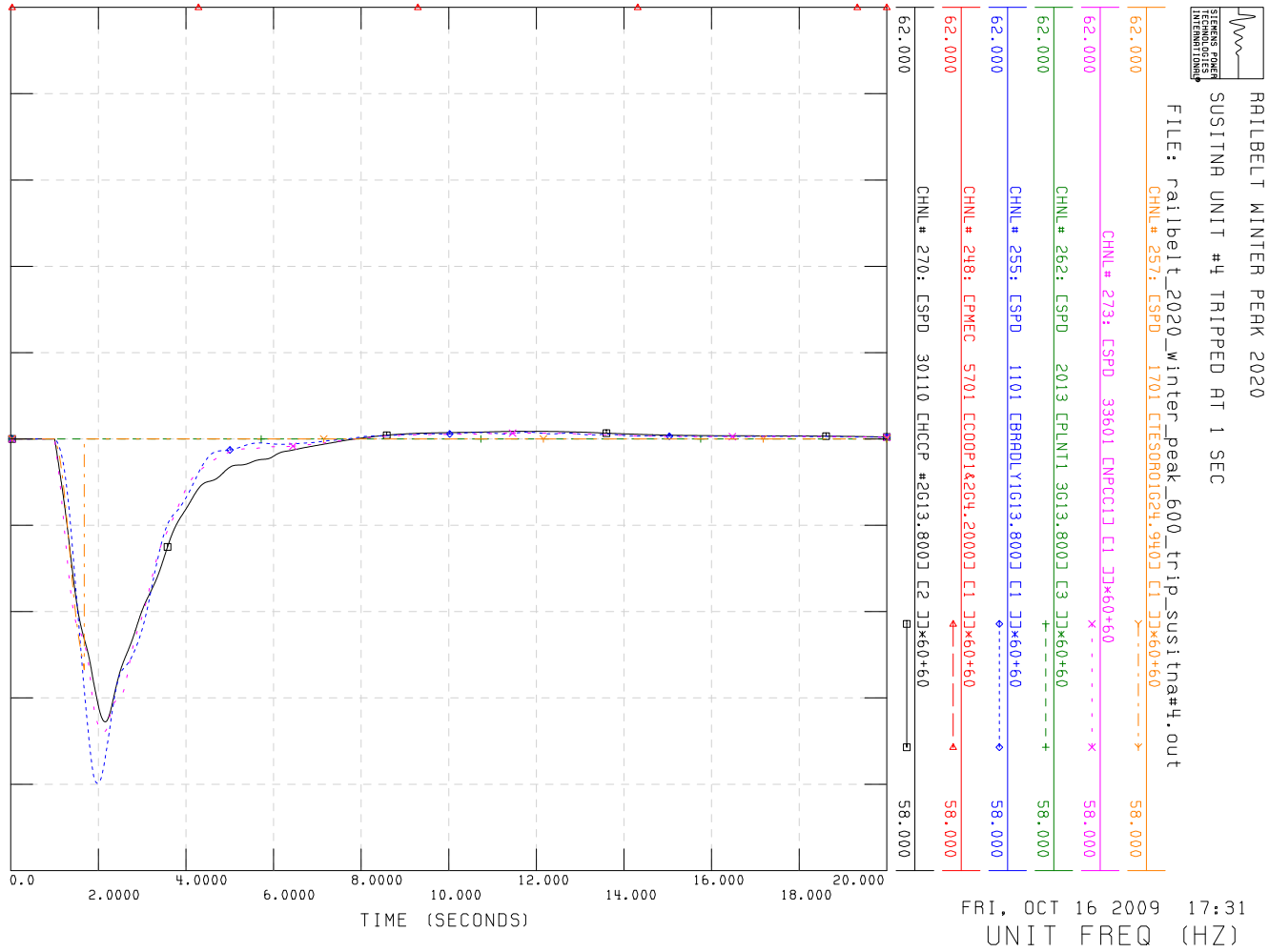
RAILBELT WINTER PEAK 2020
SUSITNA UNIT #4 TRIPPED AT 1 SEC
FILE: railbelt_2020_winter_peak_600_trip_susitna#4.out
CHNL# 257: CSPD 1701 CTESORO1G24.9400 C1 JJ×60+60
CHNL# 273: CSPD 33601 CNPCC1J C1 JJ×60+60
CHNL# 262: CSPD 2013 CPLNT1 3G13.800J C3 JJ×60+60
CHNL# 255: CSPD 1101 CBRADLY1G13.800J C1 JJ×60+60
CHNL# 248: CPMEC 5701 CCOOPI&G4.2000J C1 JJ×60+60
CHNL# 270: CSPD 30110 CHCCP #2G13.800J C2 JJ×60+60
62.000
58.000
0.0
2.0000
4.0000
6.0000
8.0000
10.000
12.000
14.000
16.000
18.000
20.000
TIME (SECONDS)
FRI, OCT 16 2009 17:31
UNIT FREQ (HZ)

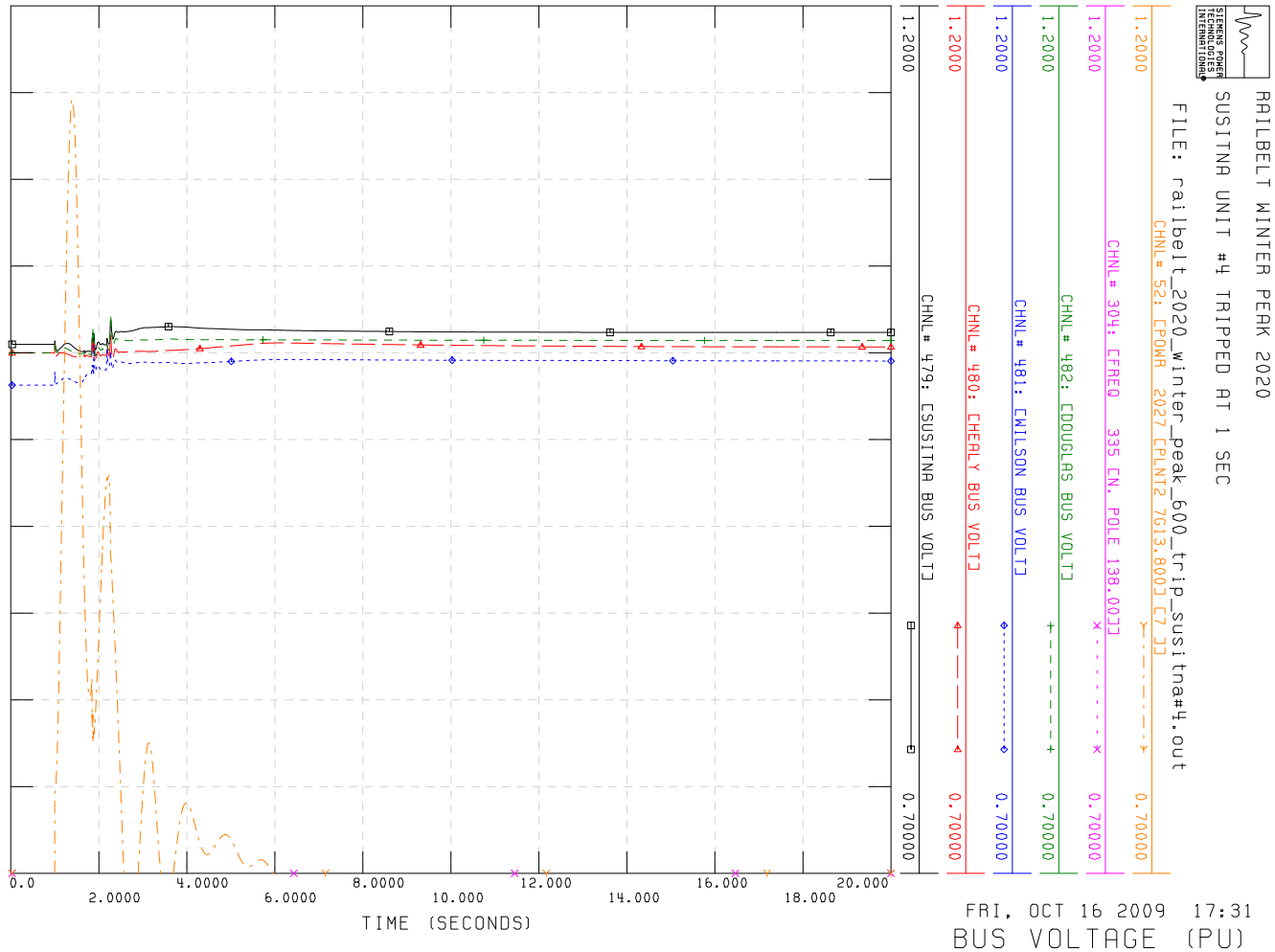
RAILBELT WINTER PEAK 2020
SUSITNA UNIT #4 TRIPPED AT 1 SEC
FILE: railbelt_2020_winter_peak_600_trip_susitna#4.out
CHNL# 52: CPOWR 2027 CPLNT2 7G13.800J C7 JJ
CHNL# 304: CFREQ 335 CN. POLE 138.00JJ
CHNL# 482: CDOUGLAS BUS VOLTJ
CHNL# 481: CWILSON BUS VOLTJ
CHNL# 480: CHEALY BUS VOLTJ
CHNL# 479: CSUSITNA BUS VOLTJ
1.2000
0.70000
0.0
2.0000
4.0000
6.0000
8.0000
10.000
12.000
14.000
16.000
18.000
20.000
TIME (SECONDS)
FRI, OCT 16 2009 17:31
BUS VOLTAGE (PU)

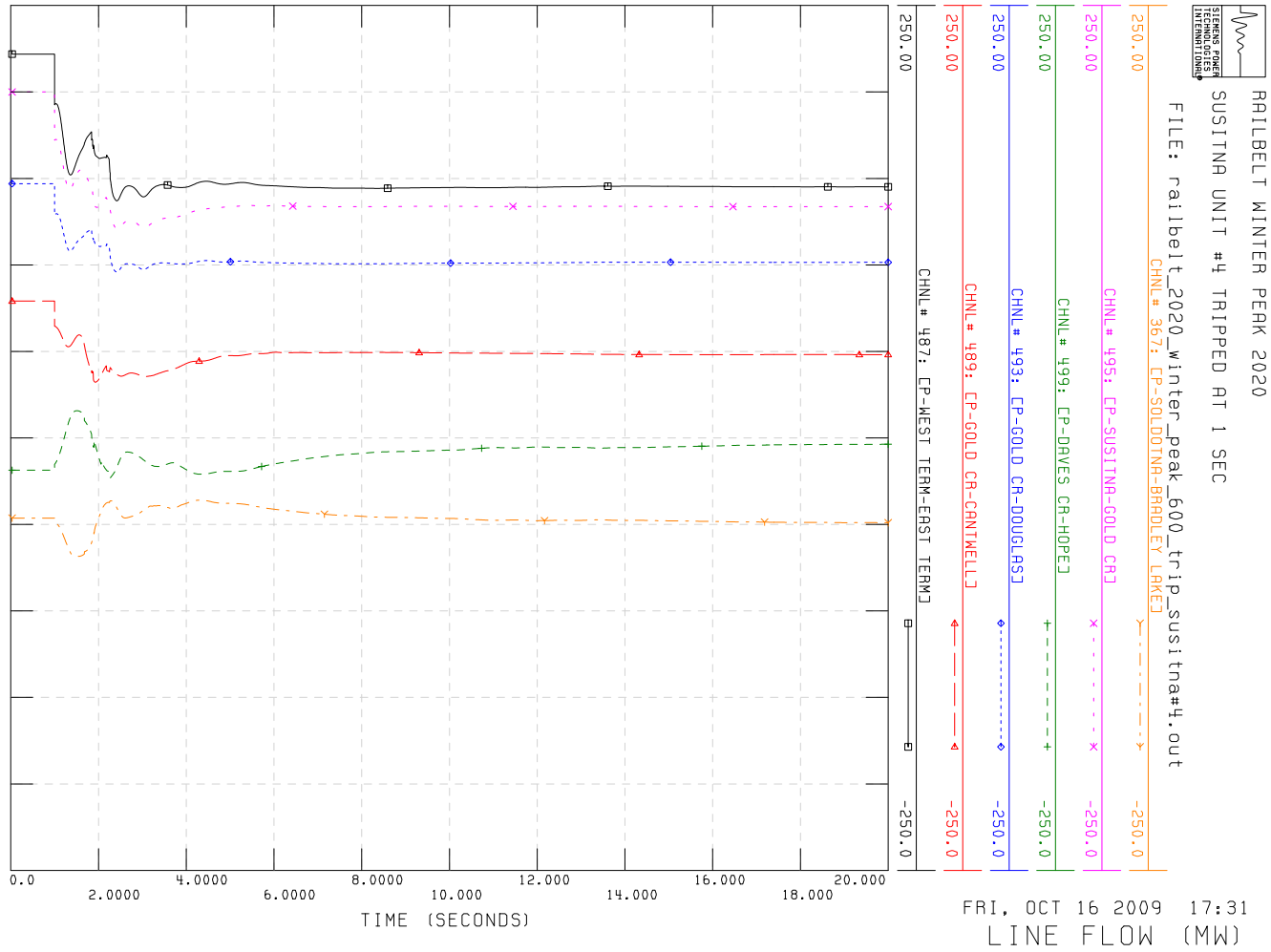
RAILBELT WINTER PEAK 2020
SUSITNA UNIT #4 TRIPPED AT 1 SEC
FILE: railbelt_2020_winter_peak_600_trip_susitna#4.out
CHNL# 367: CP-SOLDOTNA-BRADLEY LAKE
CHNL# 495: CP-SUSITNA-GOLD CR
CHNL# 499: CP-DAVES CR-HOPE
CHNL# 493: CP-GOLD CR-DOUGLAS
CHNL# 489: CP-GOLD CR-CANTWELL
CHNL# 487: CP-WEST TERM-EAST TERM
250.00
-250.0
TIME (SECONDS)
0.0
2.0000
4.0000
6.0000
8.0000
10.000
12.000
14.000
16.000
18.000
20.000
FRI, OCT 16 2009 17:31
LINE FLOW (MW)

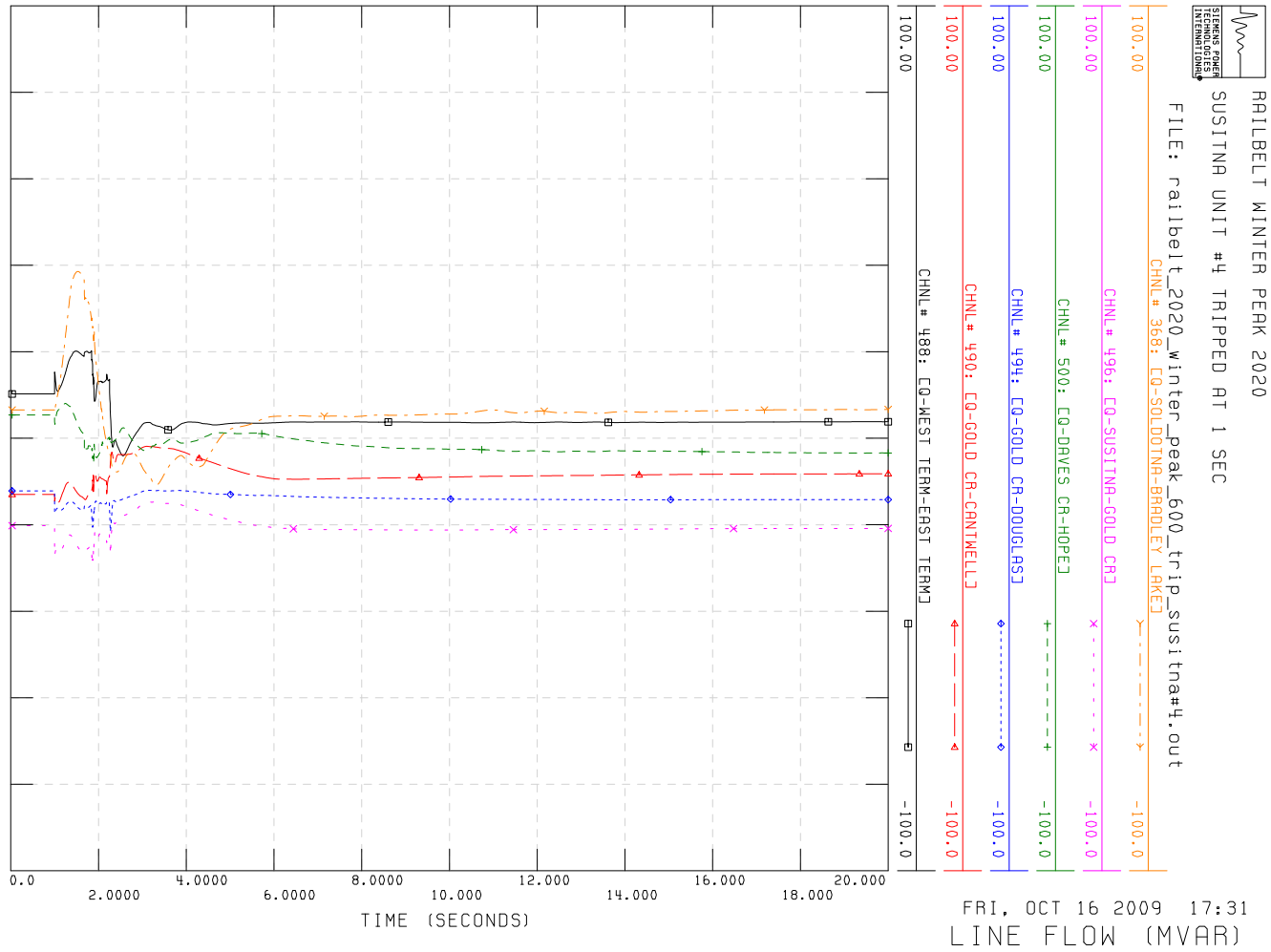
RAILBELT WINTER PEAK 2020
SUSITNA UNIT #4 TRIPPED AT 1 SEC
FILE: railbelt_2020_winter_peak_600_trip_susitna#4.out
CHNL# 368: CQ-SOLDOTNA-BRADLEY LAKE
CHNL# 496: CQ-SUSITNA-GOLD CR
CHNL# 500: CQ-DAVES CR-HOPE
CHNL# 494: CQ-GOLD CR-DOUGLAS
CHNL# 490: CQ-GOLD CR-CANTWELL
CHNL# 488: CQ-WEST TERM-EAST TERM
100.00
-100.0
TIME (SECONDS)
0.0
2.0000
4.0000
6.0000
8.0000
10.000
12.000
14.000
16.000
18.000
20.000
FRI, OCT 16 2009 17:31
LINE FLOW (MVAR)

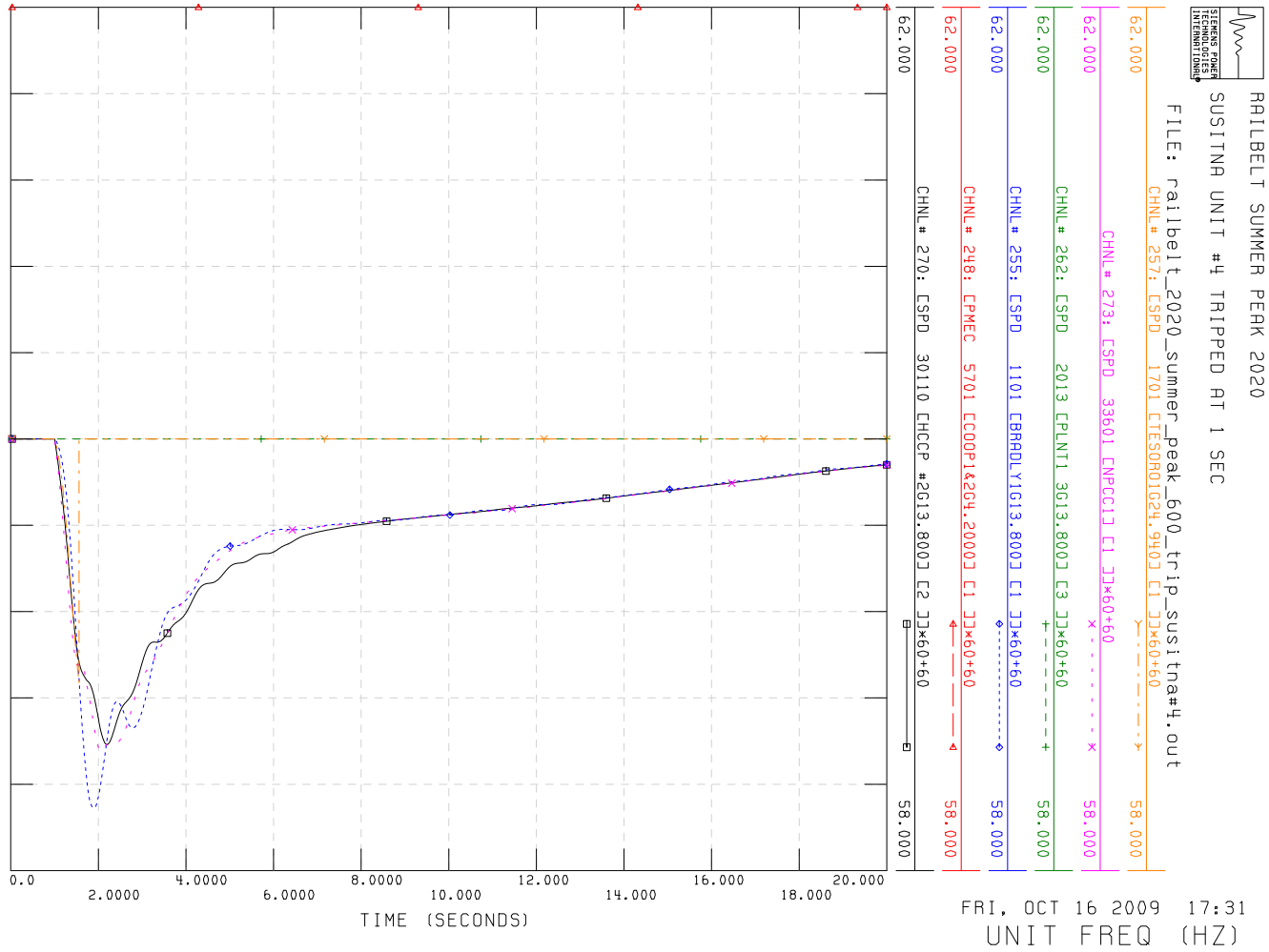
RAILBELT SUMMER PEAK 2020
SUSITNA UNIT #4 TRIPPED AT 1 SEC
FILE: railbelt_2020_summer_peak_600_trip_susitna#4.out
CHNL# 257: CSPD 1701 CTESORO1G24.9400 C1 JJ×60+60
CHNL# 273: CSPD 33601 CNPCC1J C1 JJ×60+60
CHNL# 262: CSPD 2013 CPLNT1 3G13.800J C3 JJ×60+60
CHNL# 255: CSPD 1101 CBRADLY1G13.800J C1 JJ×60+60
CHNL# 248: CPMEC 5701 CCOOP1&2G4.2000J C1 JJ×60+60
CHNL# 270: CSPD 30110 CHCCP #2G13.800J C2 JJ×60+60
62.000
58.000
0.0
2.0000
4.0000
6.0000
8.0000
10.000
12.000
14.000
16.000
18.000
20.000
TIME (SECONDS)
FRI, OCT 16 2009 17:31
UNIT FREQ (HZ)

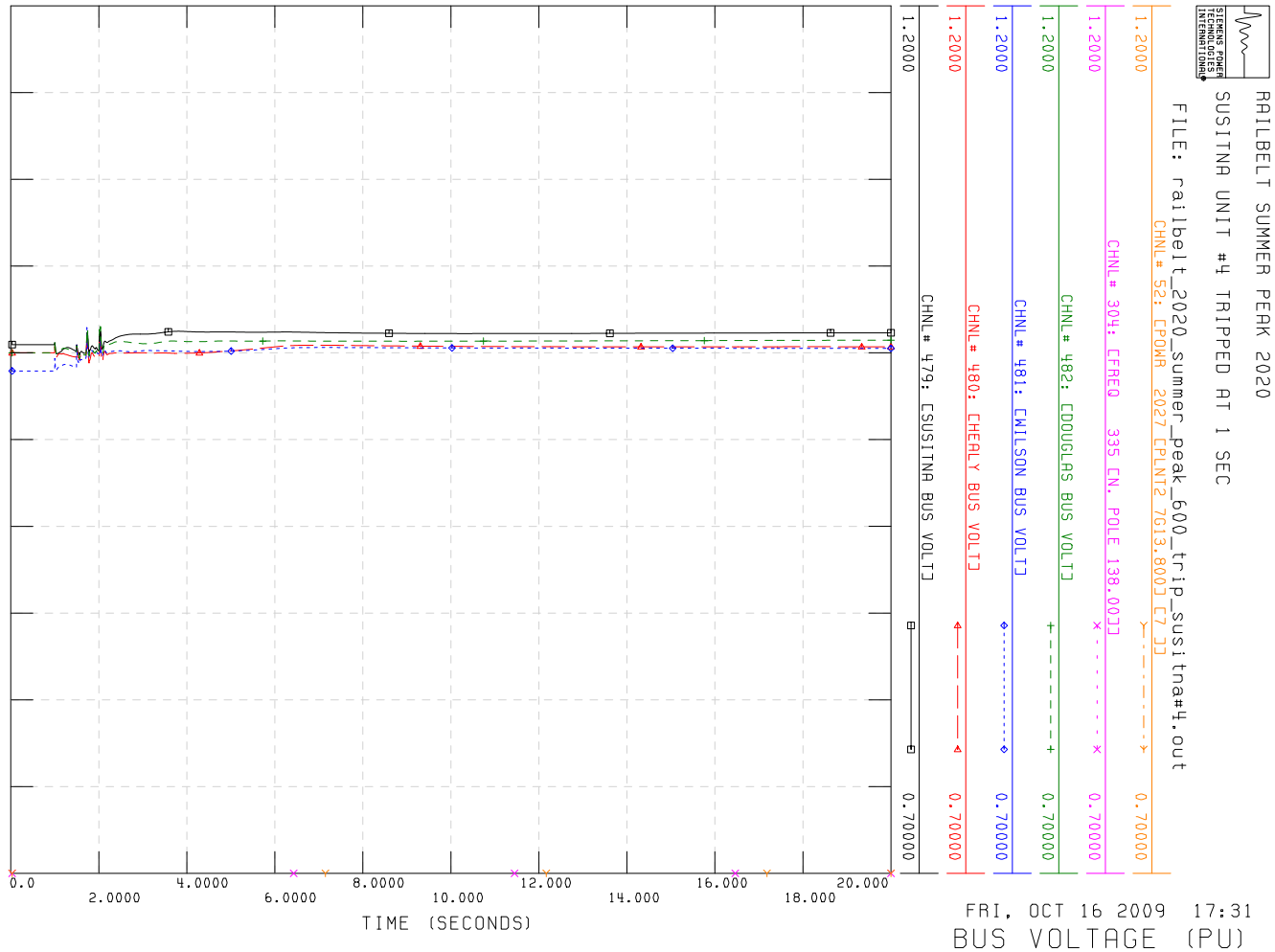
RAILBELT SUMMER PEAK 2020
SUSITNA UNIT #4 TRIPPED AT 1 SEC
FILE: railbelt_2020_summer_peak_600_trip_susitna#4.out
CHNL# 52: CPOWR 2027 CPLNT2 7G13.800J C7 JJ
CHNL# 304: CFREQ 335 CN. POLE 138.00JJ
CHNL# 482: CDOUGLAS BUS VOLTJ
CHNL# 481: CWILSON BUS VOLTJ
CHNL# 480: CHEALY BUS VOLTJ
CHNL# 479: CSUSITNA BUS VOLTJ
1.2000
0.70000
0.0
2.0000
4.0000
6.0000
8.0000
10.000
12.000
14.000
16.000
18.000
20.000
TIME (SECONDS)
FRI, OCT 16 2009 17:31
BUS VOLTAGE (PU)

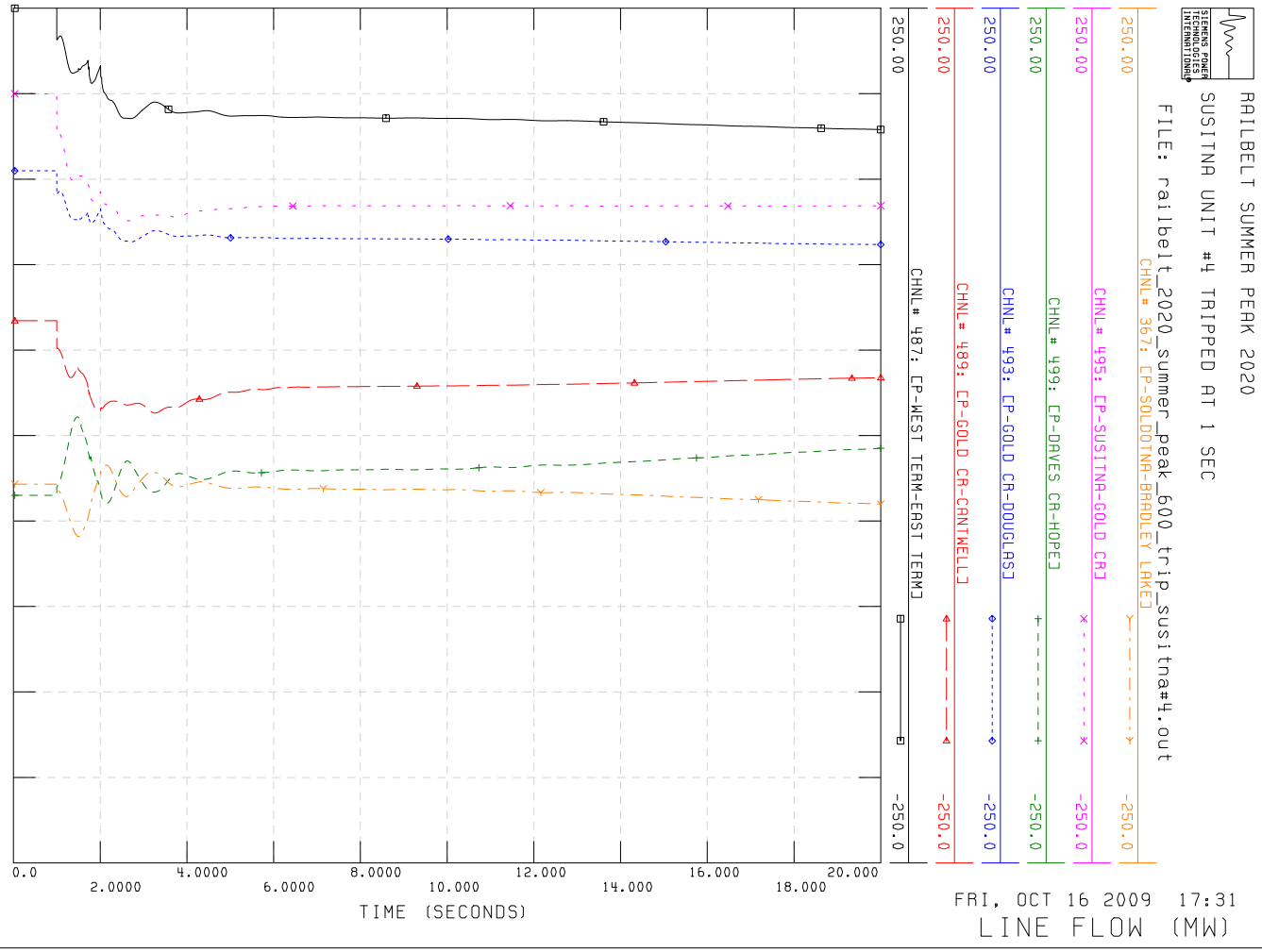
RAILBELT SUMMER PEAK 2020
SUSITNA UNIT #4 TRIPPED AT 1 SEC
FILE: railbelt_2020_summer_peak_600_trip_susitna#4.out
CHNL# 367: EP-SOLDOTNA-BRADLEY LAKE
CHNL# 495: EP-SUSITNA-GOLD CR
CHNL# 499: EP-DAVES CR-HOPE
CHNL# 493: EP-GOLD CR-DOUGLAS
CHNL# 489: EP-GOLD CR-CANTWELL
CHNL# 487: EP-WEST TERM-EAST TERM
250.00
-250.0
TIME (SECONDS)
0.0
2.0000
4.0000
6.0000
8.0000
10.000
12.000
14.000
16.000
18.000
20.000
FRI, OCT 16 2009 17:31
LINE FLOW (MW)

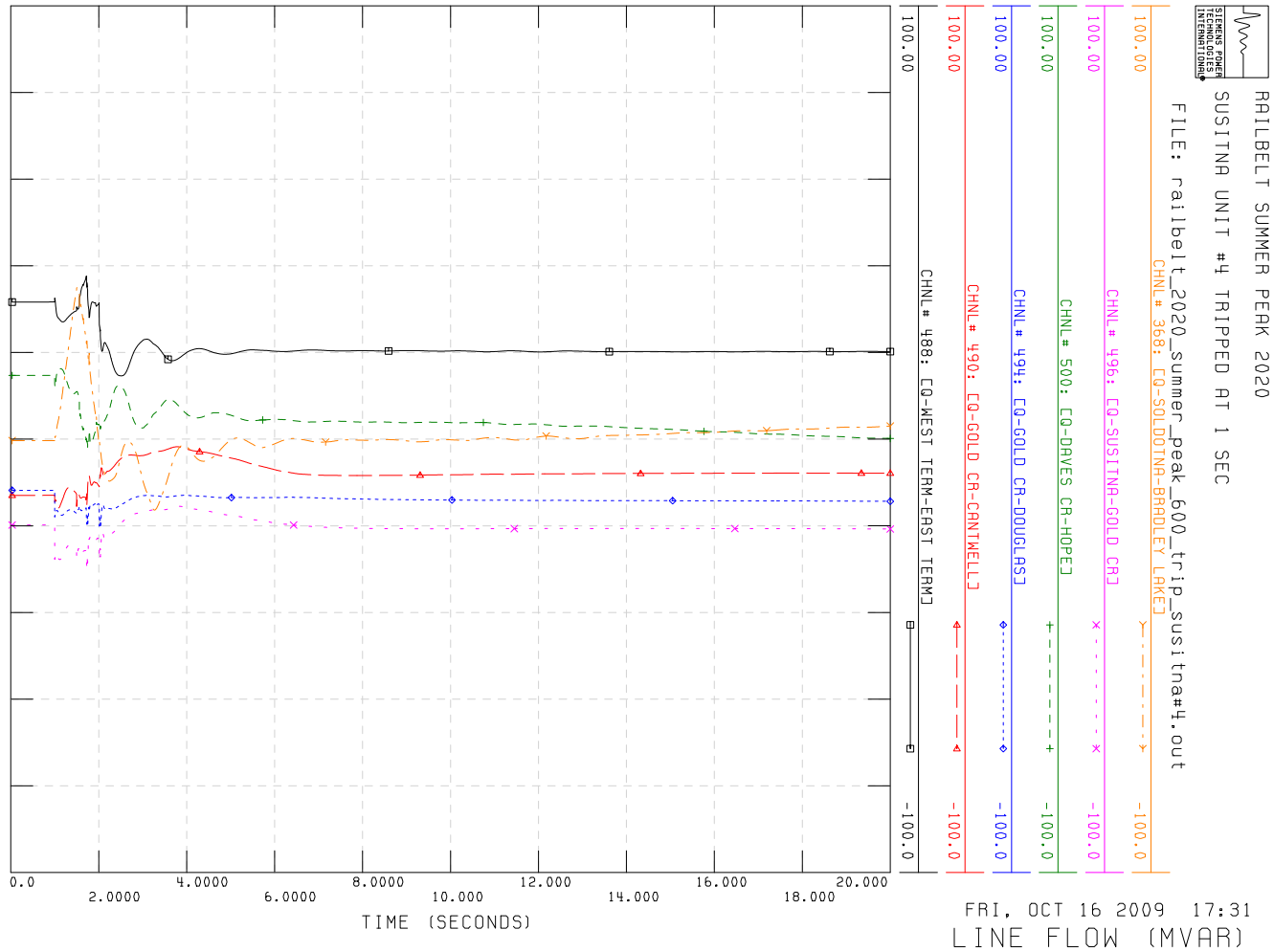
RAILBELT SUMMER PEAK 2020
SUSITNA UNIT #4 TRIPPED AT 1 SEC
FILE: railbelt_2020_summer_peak_600_trip_susitna#4.out
CHNL# 368: CQ-SOLDOTNA-BRADLEY LAKE
CHNL# 496: CQ-SUSITNA-GOLD CR
CHNL# 500: CQ-DAVES CR-HOPE
CHNL# 494: CQ-GOLD CR-DOUGLAS
CHNL# 490: CQ-GOLD CR-CANTWELL
CHNL# 488: CQ-WEST TERM-EAST TERM
100.00
-100.0
TIME (SECONDS)
0.0
2.0000
4.0000
6.0000
8.0000
10.000
12.000
14.000
16.000
18.000
20.000
FRI, OCT 16 2009 17:31
LINE FLOW (MVAR)

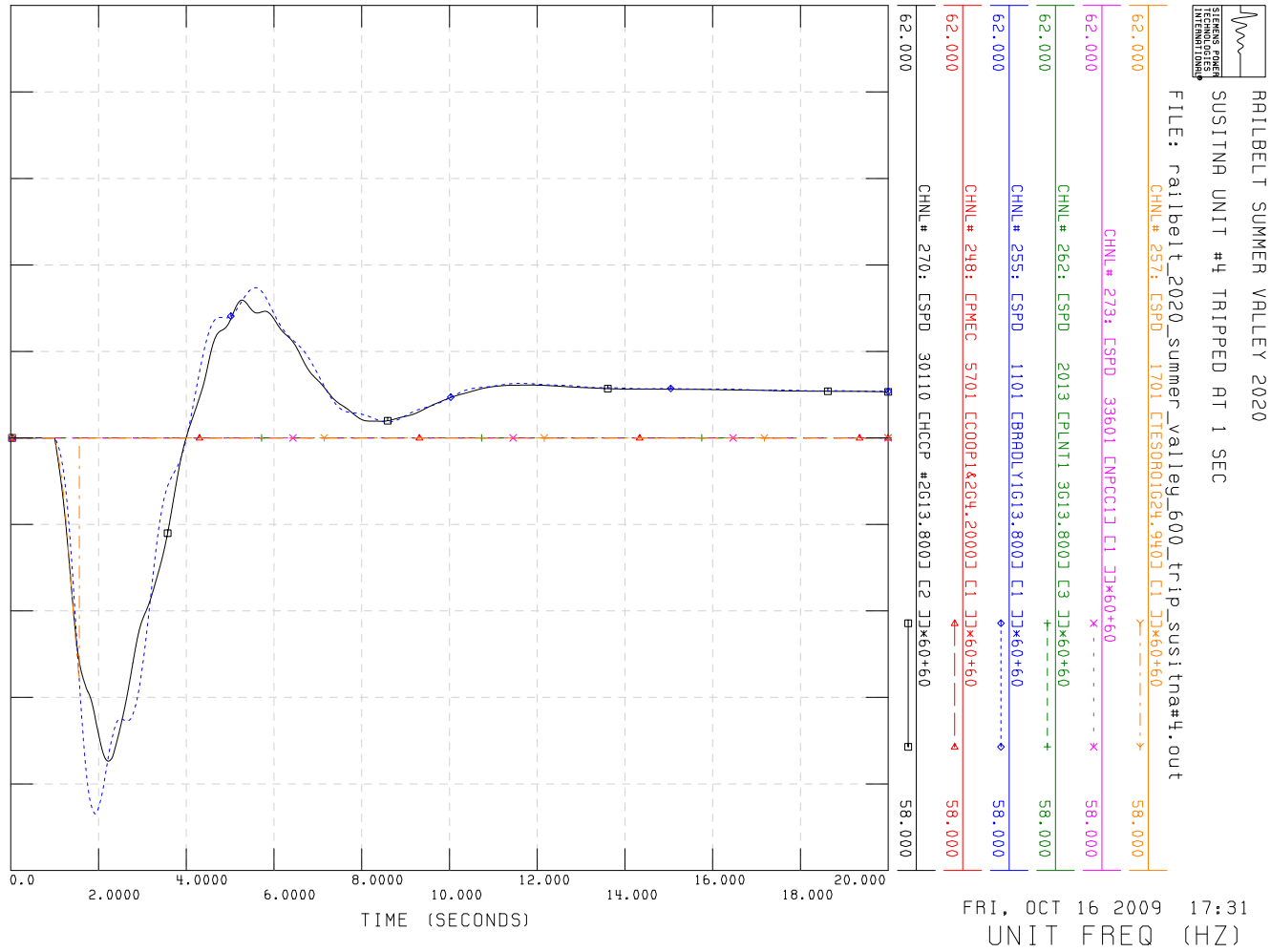
RAILBELT SUMMER VALLEY 2020
SUSITNA UNIT #4 TRIPPED AT 1 SEC
FILE: railbelt_2020_summer_valley_600_trip_susitna#4.out
CHNL# 257: CSPD 1701 CTESORO1G24.9kVJ C1 JJ×60+60
CHNL# 273: CSPD 33601 CNPCC1J C1 JJ×60+60
CHNL# 262: CSPD 2013 CPLNT1 3G13.800J C3 JJ×60+60
CHNL# 255: CSPD 1101 CBRADLY1G13.800J C1 JJ×60+60
CHNL# 248: CPMEC 5701 CCOOP1&2G4.2000J C1 JJ×60+60
CHNL# 270: CSPD 30110 CHCCP #2G13.800J C2 JJ×60+60
62.000
58.000
0.0
2.0000
4.0000
6.0000
8.0000
10.000
12.000
14.000
16.000
18.000
20.000
TIME (SECONDS)
FRI, OCT 16 2009 17:31
UNIT FREQ (HZ)

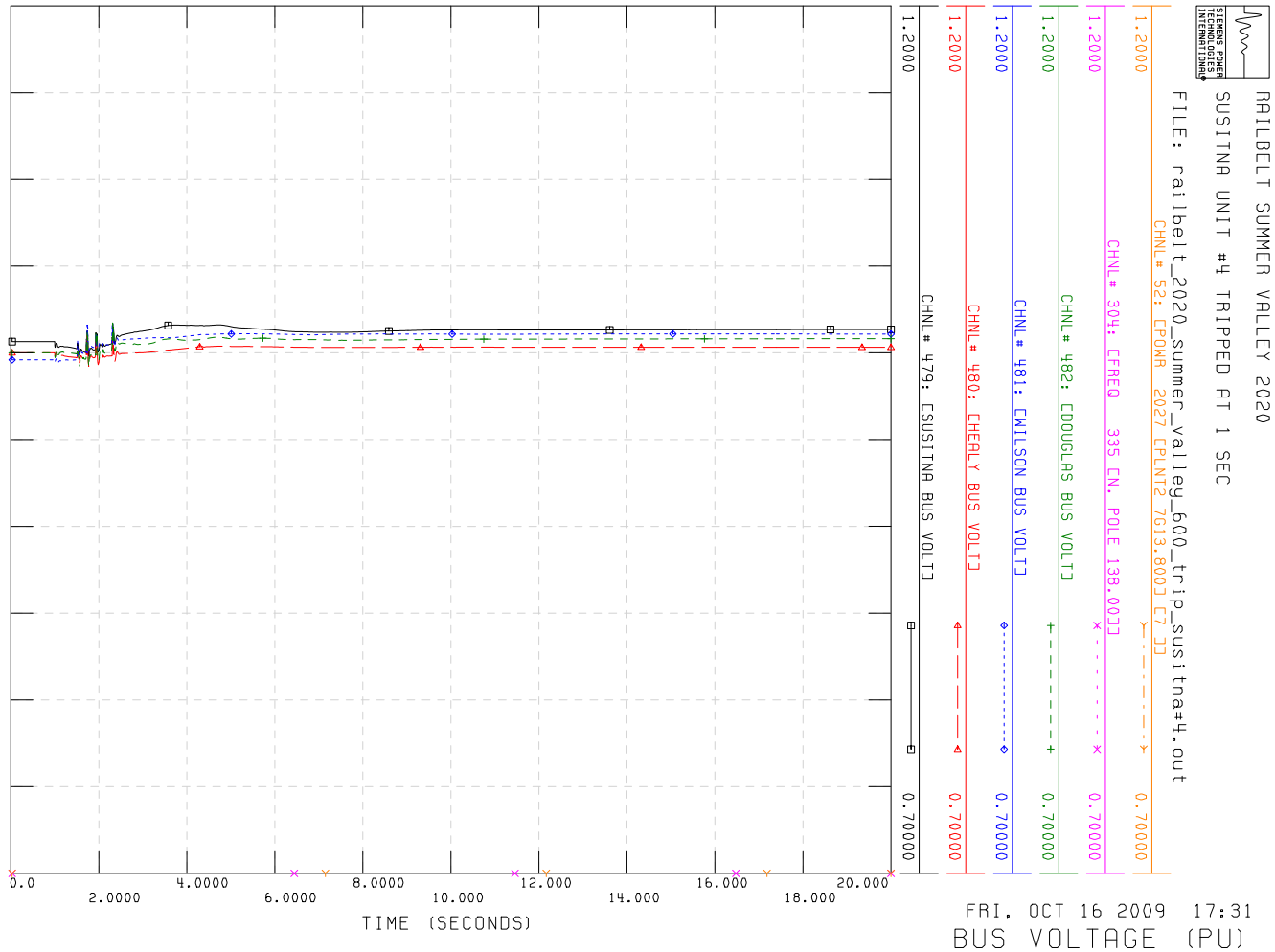
RAILBELT SUMMER VALLEY 2020
SUSITNA UNIT #4 TRIPPED AT 1 SEC
FILE: railbelt_2020_summer_valley_600_trip_susitna#4.out
CHNL# 52: CPOWR 2027 CPLNT2 7G13.800J C7 JJ
CHNL# 304: CFREQ 335 CN. POLE 138.00JJ
CHNL# 482: CDOUGLAS BUS VOLTJ
CHNL# 481: CWILSON BUS VOLTJ
CHNL# 480: CHEALY BUS VOLTJ
CHNL# 479: CSUSITNA BUS VOLTJ
1.2000
0.70000
0.0
2.0000
4.0000
6.0000
8.0000
10.000
12.000
14.000
16.000
18.000
20.000
TIME (SECONDS)
FRI, OCT 16 2009 17:31
BUS VOLTAGE (PU)

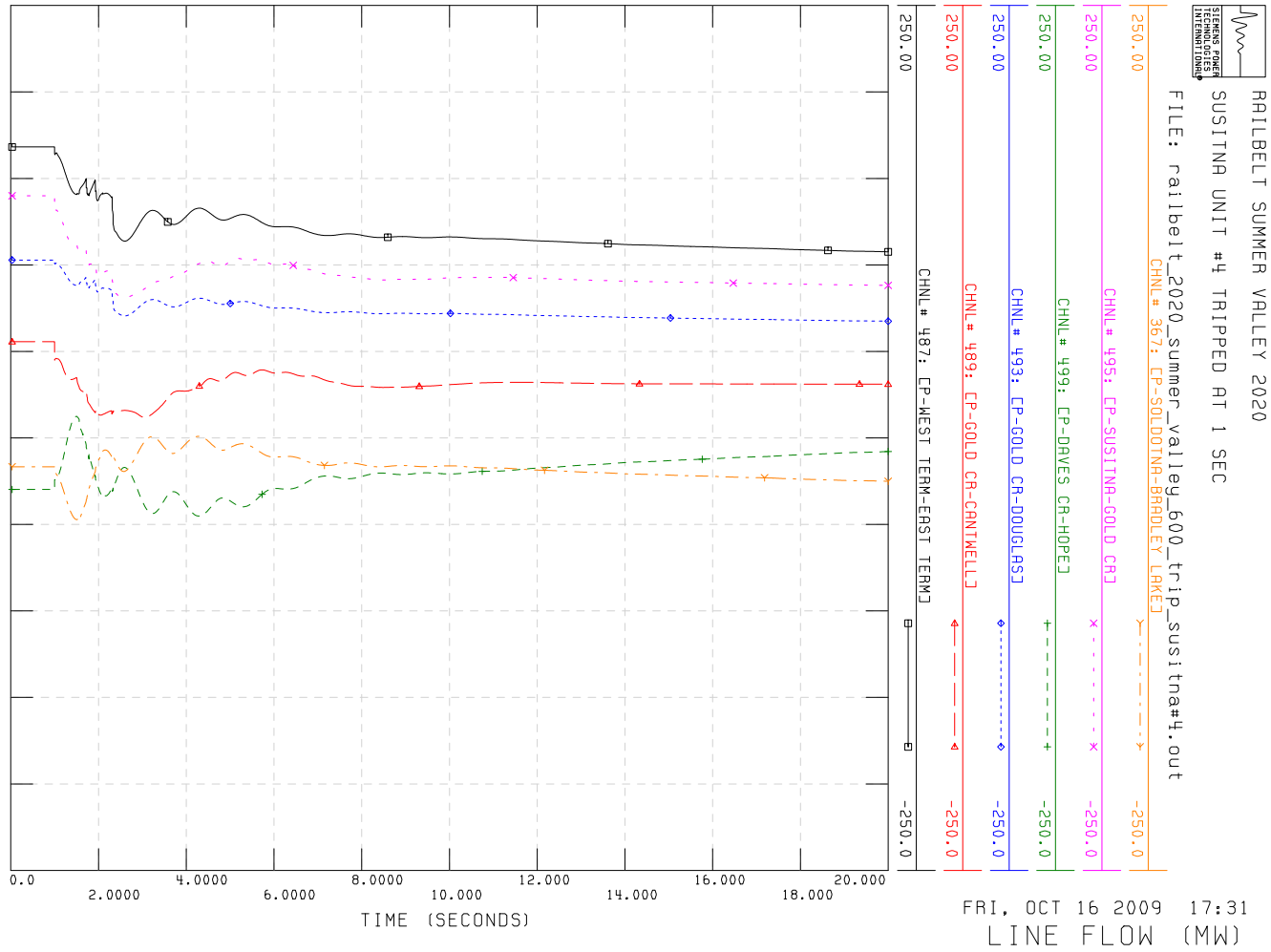
RAILBELT SUMMER VALLEY 2020
SUSITNA UNIT #4 TRIPPED AT 1 SEC
FILE: railbelt_2020_summer_valley_600_trip_susitna#4.out
CHNL# 367: EP-SOLDOTNA-BRADLEY LAKE
CHNL# 495: EP-SUSITNA-GOLD CRK
CHNL# 499: EP-DAVES CR-HOPE
CHNL# 493: EP-GOLD CR-DOUGLAS
CHNL# 489: EP-GOLD CR-CANTWELL
CHNL# 487: EP-WEST TERM-EAST TERM
250.00
-250.0
TIME (SECONDS)
FRI, OCT 16 2009 17:31
LINE FLOW (MW)

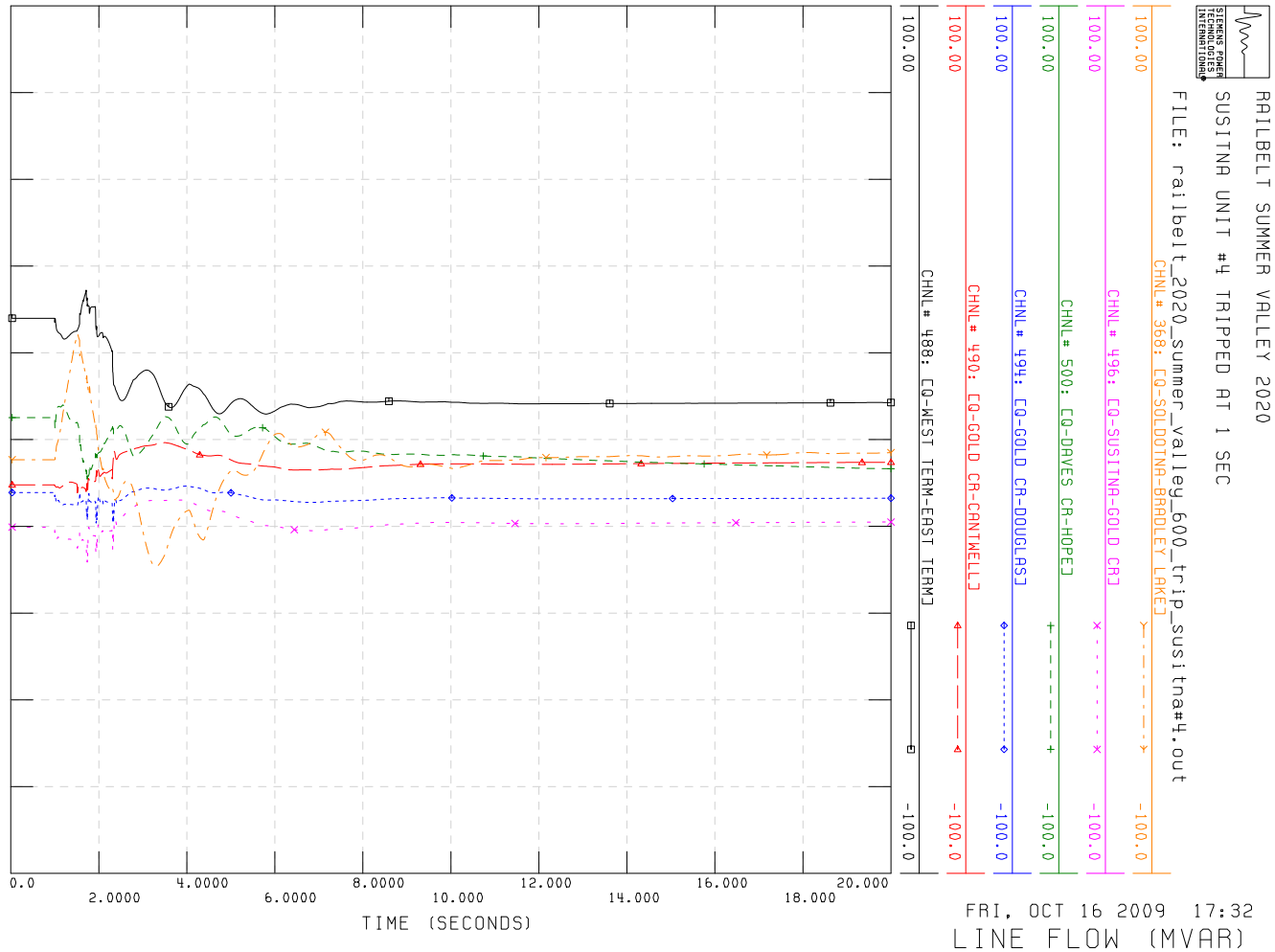
RAILBELT SUMMER VALLEY 2020
SUSITNA UNIT #4 TRIPPED AT 1 SEC
FILE: railbelt_2020_summer_valley_600_trip_susitna#4.out
CHNL# 368: EQ-SOLDOTNA-BRADLEY LAKE
CHNL# 496: EQ-SUSITNA-GOLD CRK
CHNL# 500: EQ-DAVES CR-HOPE
CHNL# 494: EQ-GOLD CR-DOUGLAS
CHNL# 490: EQ-GOLD CR-CANTWELL
CHNL# 488: EQ-WEST TERM-EAST TERM
100.00
-100.0
TIME (SECONDS)
FRI, OCT 16 2009 17:32
LINE FLOW (MVAR)

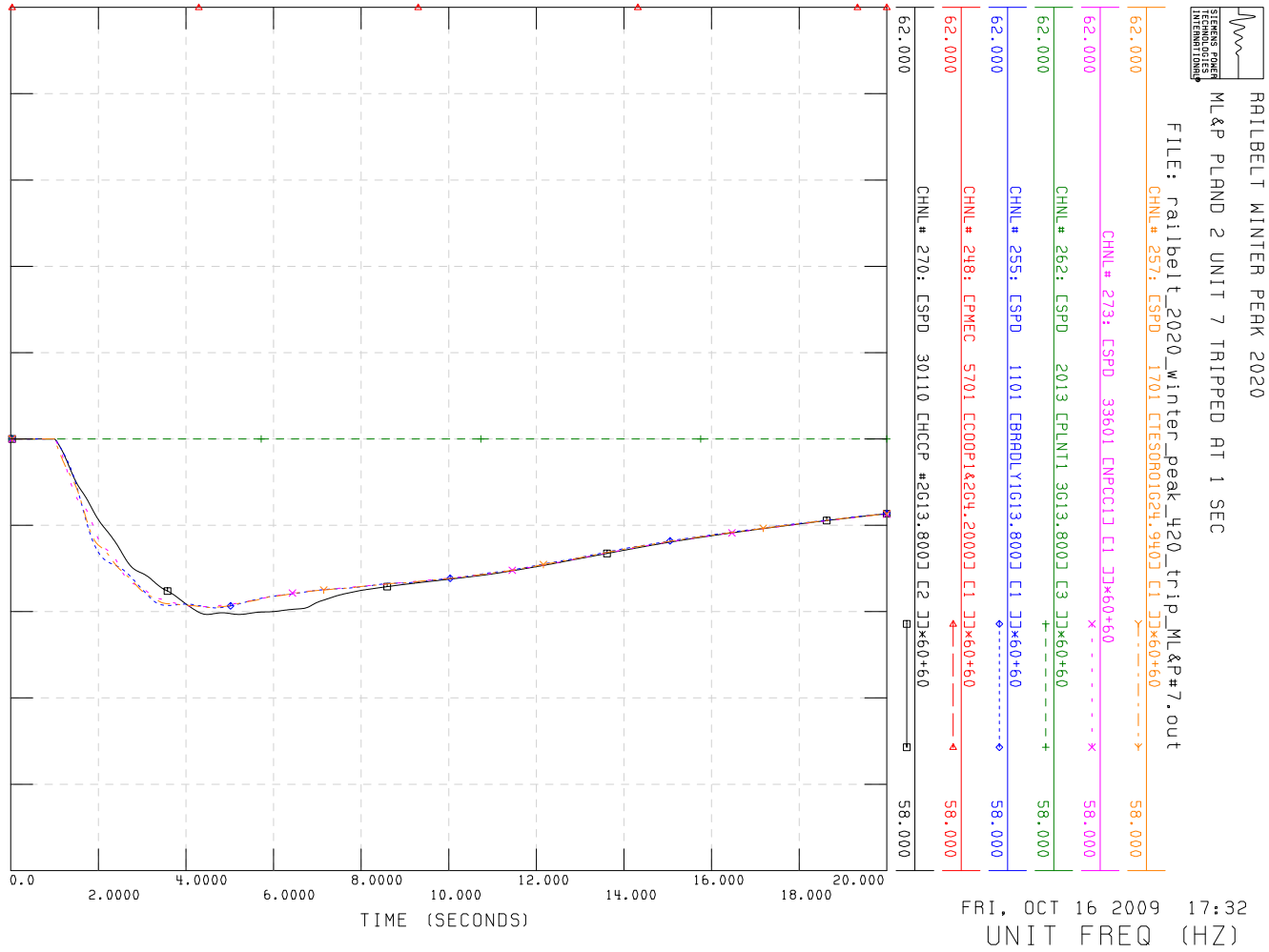
RAILBELT WINTER PEAK 2020
ML&P PLAND 2 UNIT 7 TRIPPED AT 1 SEC
FILE: railbelt_2020_winter_peak_420_trip_ML&P#7.out
CHNL# 257: CSPD 1701 CTESORO1G24.9400 C1 JJ×60+60
CHNL# 273: CSPD 33601 CNPCC1J C1 JJ×60+60
CHNL# 262: CSPD 2013 CPLNT1 3G13.800J C3 JJ×60+60
CHNL# 255: CSPD 1101 CBRADLY1G13.800J C1 JJ×60+60
CHNL# 248: CPMEC 5701 CCOOP1&2G4.2000J C1 JJ×60+60
CHNL# 270: CSPD 30110 CHCCP #2G13.800J C2 JJ×60+60
62.000
58.000
0.0
2.0000
4.0000
6.0000
8.0000
10.000
12.000
14.000
16.000
18.000
20.000
TIME (SECONDS)
FRI, OCT 16 2009 17:32
UNIT FREQ (HZ)

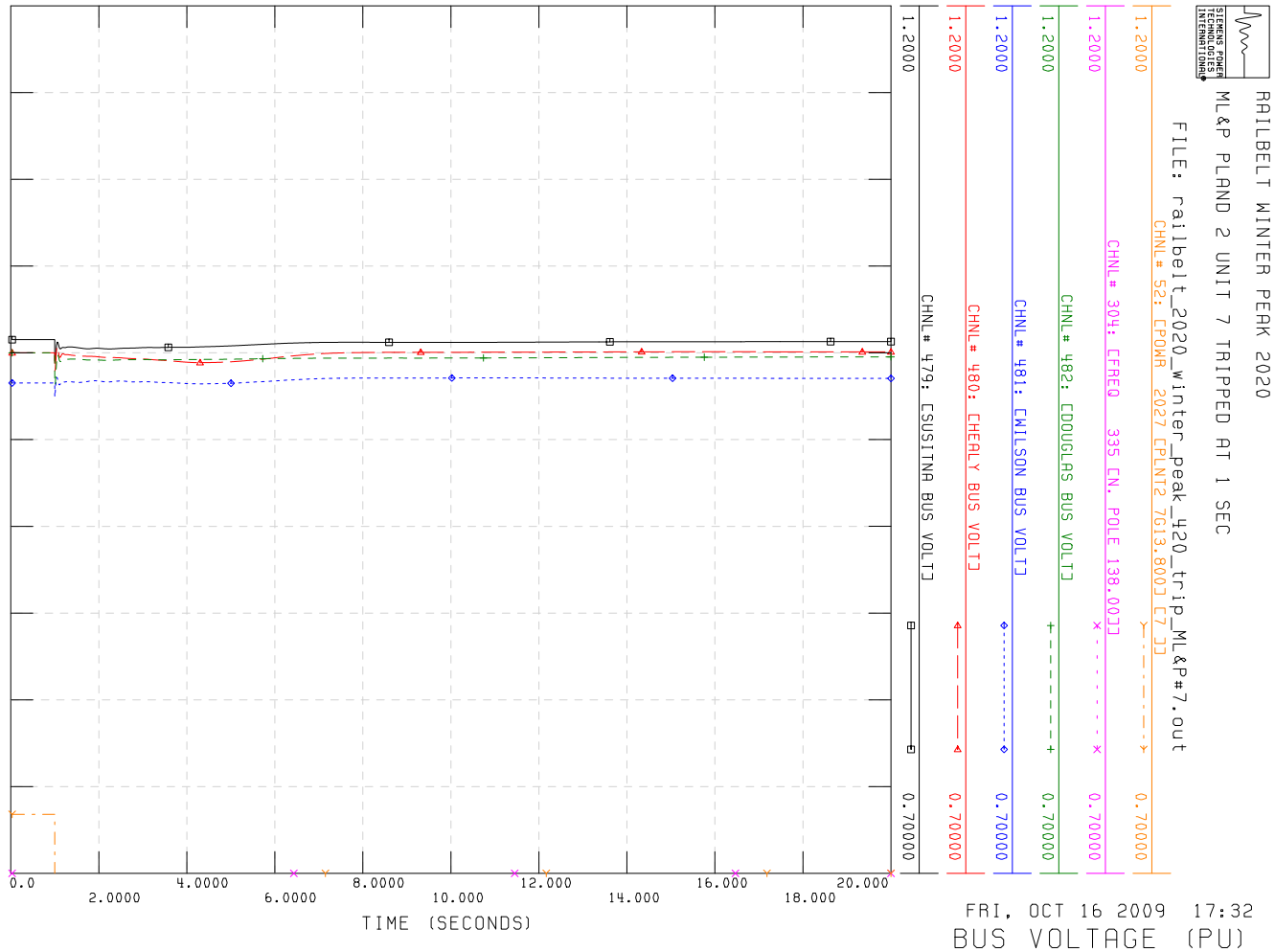
RAILBELT WINTER PEAK 2020
ML&P PLAND 2 UNIT 7 TRIPPED AT 1 SEC
FILE: railbelt_2020_winter_peak_420_trip_ML&P#7.out
CHNL# 52: CPOWR 2027 CPLNT2 7G13.800J C7 JJ
CHNL# 304: CFREQ 335 CN. POLE 138.00JJ
CHNL# 482: CDOUGLAS BUS VOLTJ
CHNL# 481: CWILSON BUS VOLTJ
CHNL# 460: CHEALY BUS VOLTJ
CHNL# 479: CSUSITNA BUS VOLTJ
1.2000
0.70000
0.0
2.0000
4.0000
6.0000
8.0000
10.000
12.000
14.000
16.000
18.000
20.000
TIME (SECONDS)
FRI, OCT 16 2009 17:32
BUS VOLTAGE (PU)

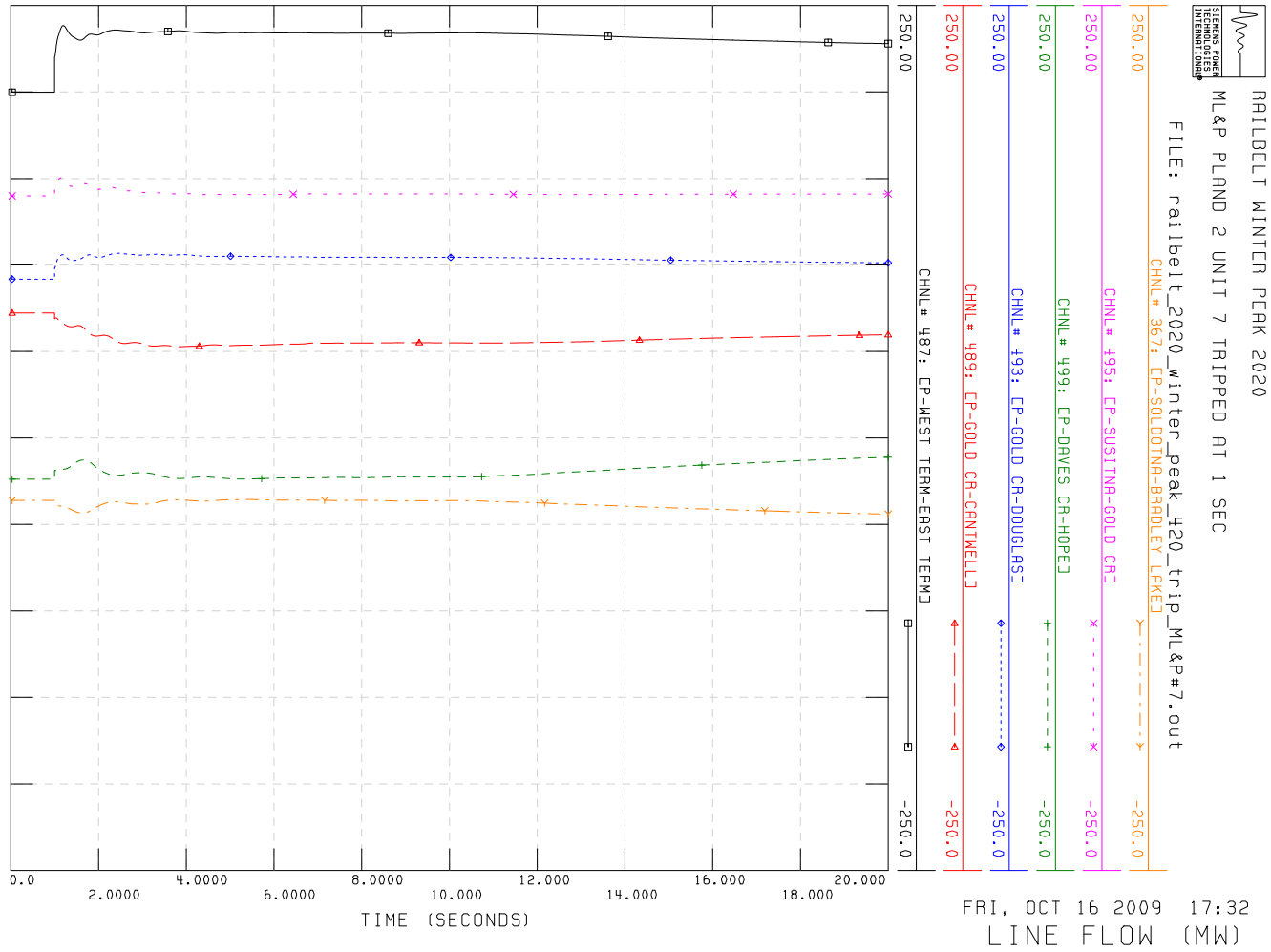
RAILBELT WINTER PEAK 2020
ML&P PLAND 2 UNIT 7 TRIPPED AT 1 SEC
FILE: railbelt_2020_winter_peak_420_trip_ML&P#7.out
CHNL# 367: CP-SOLDOTNA-BRADLEY LAKE
CHNL# 495: CP-SUSITNA-GOLD CR3
CHNL# 499: CP-DAVES CR-HOPE3
CHNL# 493: CP-GOLD CR-DOUGLAS3
CHNL# 489: CP-GOLD CR-CANTWELL3
CHNL# 487: CP-WEST TERM-EAST TERM3
250.00
-250.0
0.0
2.0000
4.0000
6.0000
8.0000
10.000
12.000
14.000
16.000
18.000
20.000
TIME (SECONDS)
FRI, OCT 16 2009 17:32
LINE FLOW (MW)

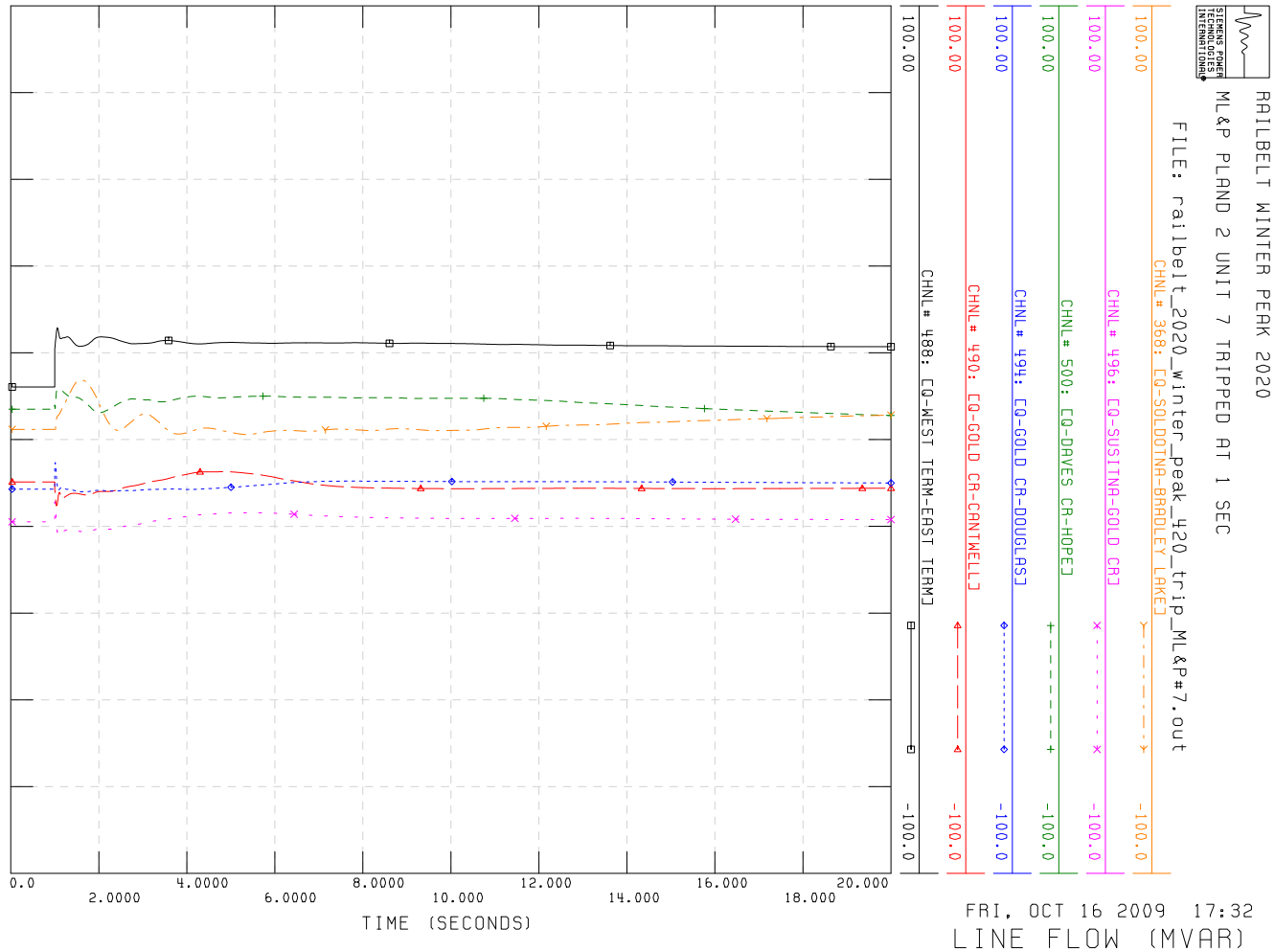
RAILBELT WINTER PEAK 2020
ML&P PLAND 2 UNIT 7 TRIPPED AT 1 SEC
FILE: railbelt_2020_winter_peak_420_trip_ML&P#7.out
CHNL# 368: CQ-SOLDOTNA-BRADLEY LAKE3
CHNL# 496: CQ-SUSITNA-GOLD CR3
CHNL# 500: CQ-DAVES CR-HOPE3
CHNL# 494: CQ-GOLD CR-DOUGLAS3
CHNL# 490: CQ-GOLD CR-CANTWELL3
CHNL# 488: CQ-WEST TERM-EAST TERM3
100.00
-100.0
0.0
2.0000
4.0000
6.0000
8.0000
10.000
12.000
14.000
16.000
18.000
20.000
TIME (SECONDS)
FRI, OCT 16 2009 17:32
LINE FLOW (MVAR)

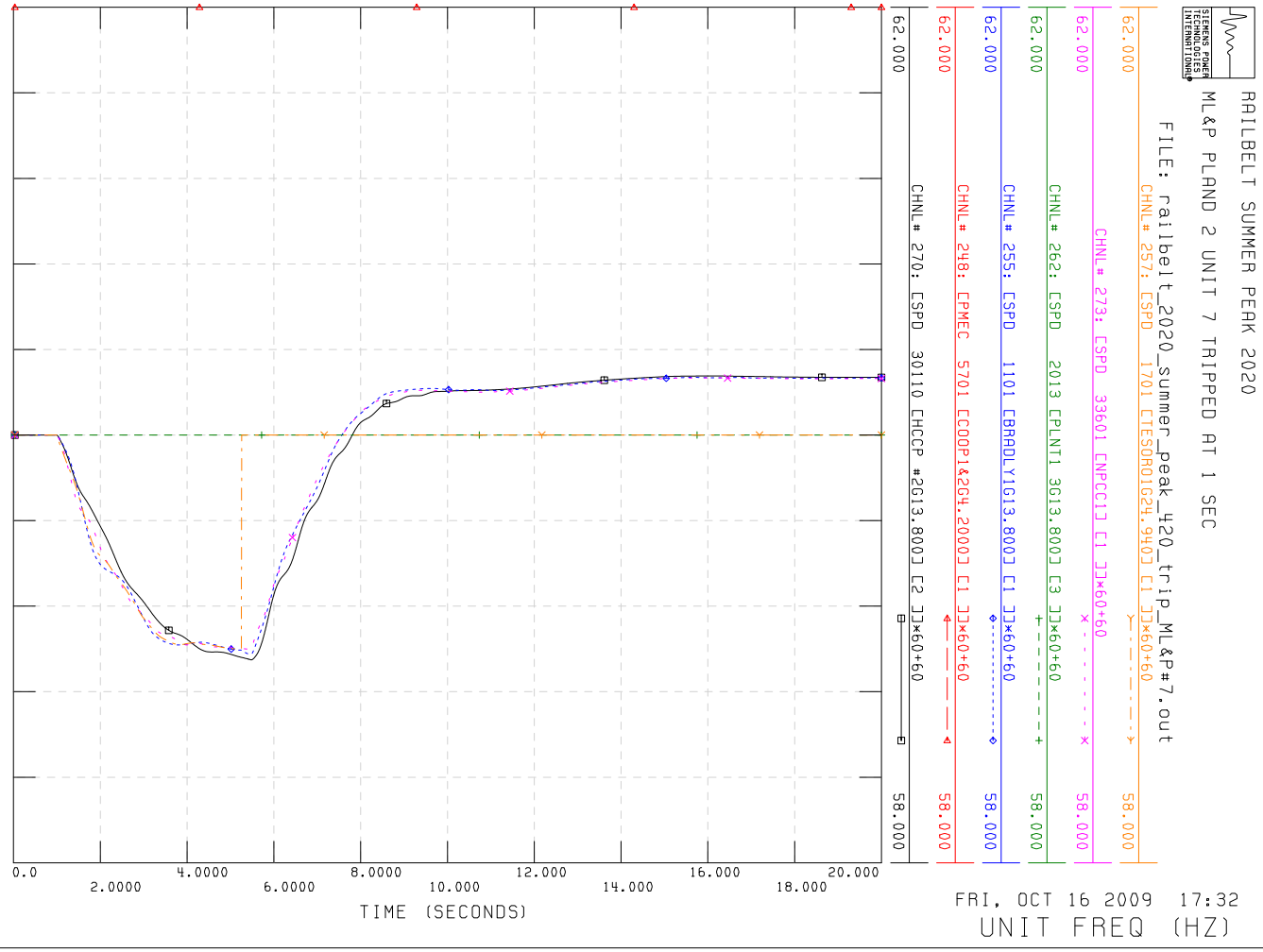
RAILBELT SUMMER PEAK 2020
ML&P PLAND 2 UNIT 7 TRIPPED AT 1 SEC
FILE: railbelt_2020_summer_peak_420_trip_ML&P#7.out
CHNL# 257: CSPD 1701 CTESOR0162 4.9400 C1 JJ×60+60
CHNL# 273: CSPD 33601 CNPCC1J C1 JJ×60+60
CHNL# 262: CSPD 2013 CPLNT1 3G13.8000 C3 JJ×60+60
CHNL# 255: CSPD 1101 CBRADLY1G13.8000 C1 JJ×60+60
CHNL# 248: CPMEC 5701 CCOOP1&2G4.2000 C1 JJ×60+60
CHNL# 270: CSPD 30110 CHCCP #2G13.8000 C2 JJ×60+60
62.000
58.000
0.0
2.0000
4.0000
6.0000
8.0000
10.000
12.000
14.000
16.000
18.000
20.000
TIME (SECONDS)
FRI, OCT 16 2009 17:32
UNIT FREQ (HZ)

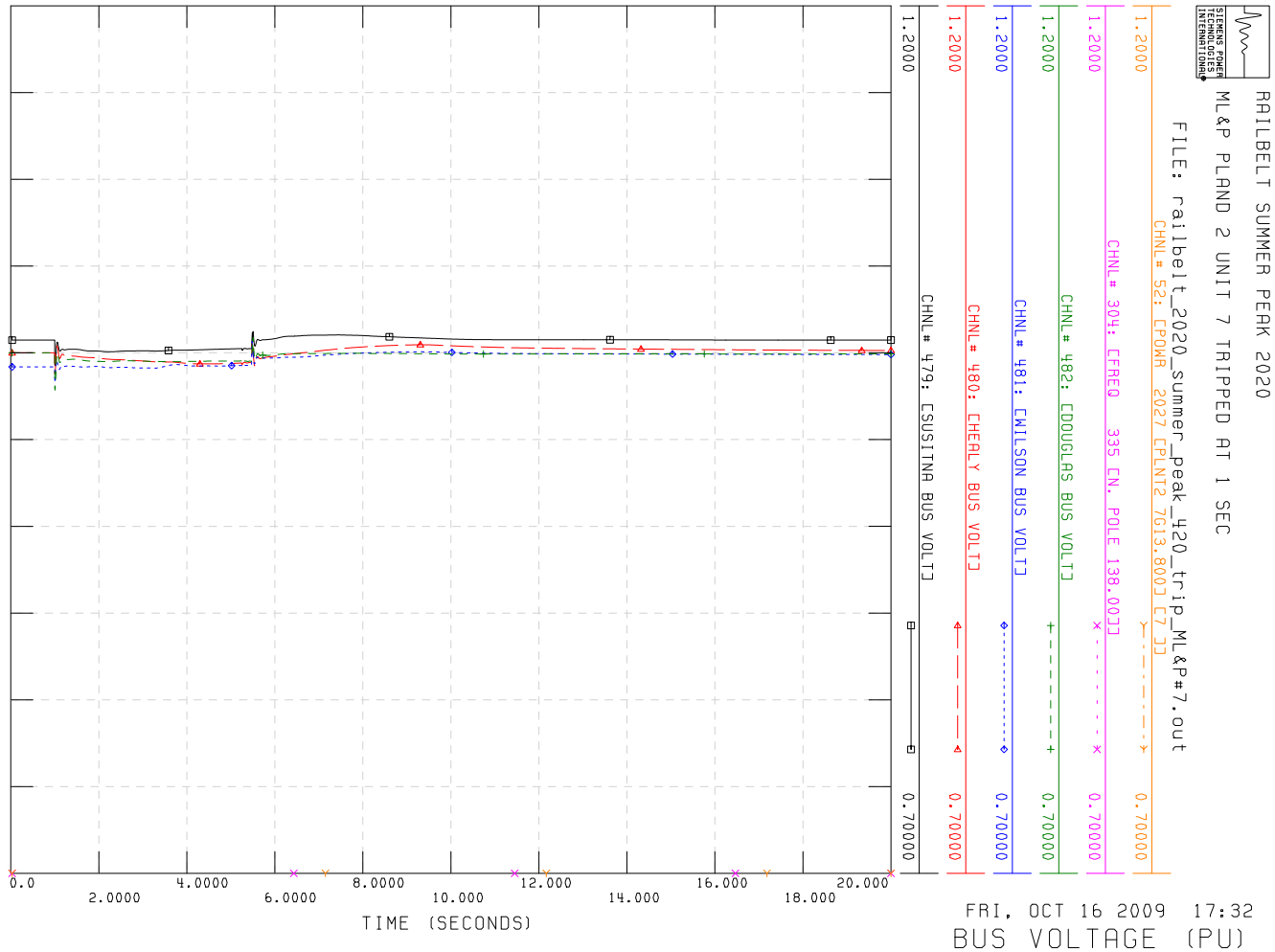
RAILBELT SUMMER PEAK 2020
ML&P PLAND 2 UNIT 7 TRIPPED AT 1 SEC
FILE: railbelt_2020_summer_peak_420_trip_ML&P#7.out
CHNL# 52: CPOWR 2027 CPLNT2 7G13.8003 C7 JJ
CHNL# 304: CFREQ 335 CN. POLE 138.003
CHNL# 482: CDOUGLAS BUS VOLTJ
CHNL# 481: CWILSON BUS VOLTJ
CHNL# 480: CHEALY BUS VOLTJ
CHNL# 479: CSUSITNA BUS VOLTJ
1.2000
0.70000
0.0
2.0000
4.0000
6.0000
8.0000
10.000
12.000
14.000
16.000
18.000
20.000
TIME (SECONDS)
FRI, OCT 16 2009 17:32
BUS VOLTAGE (PU)

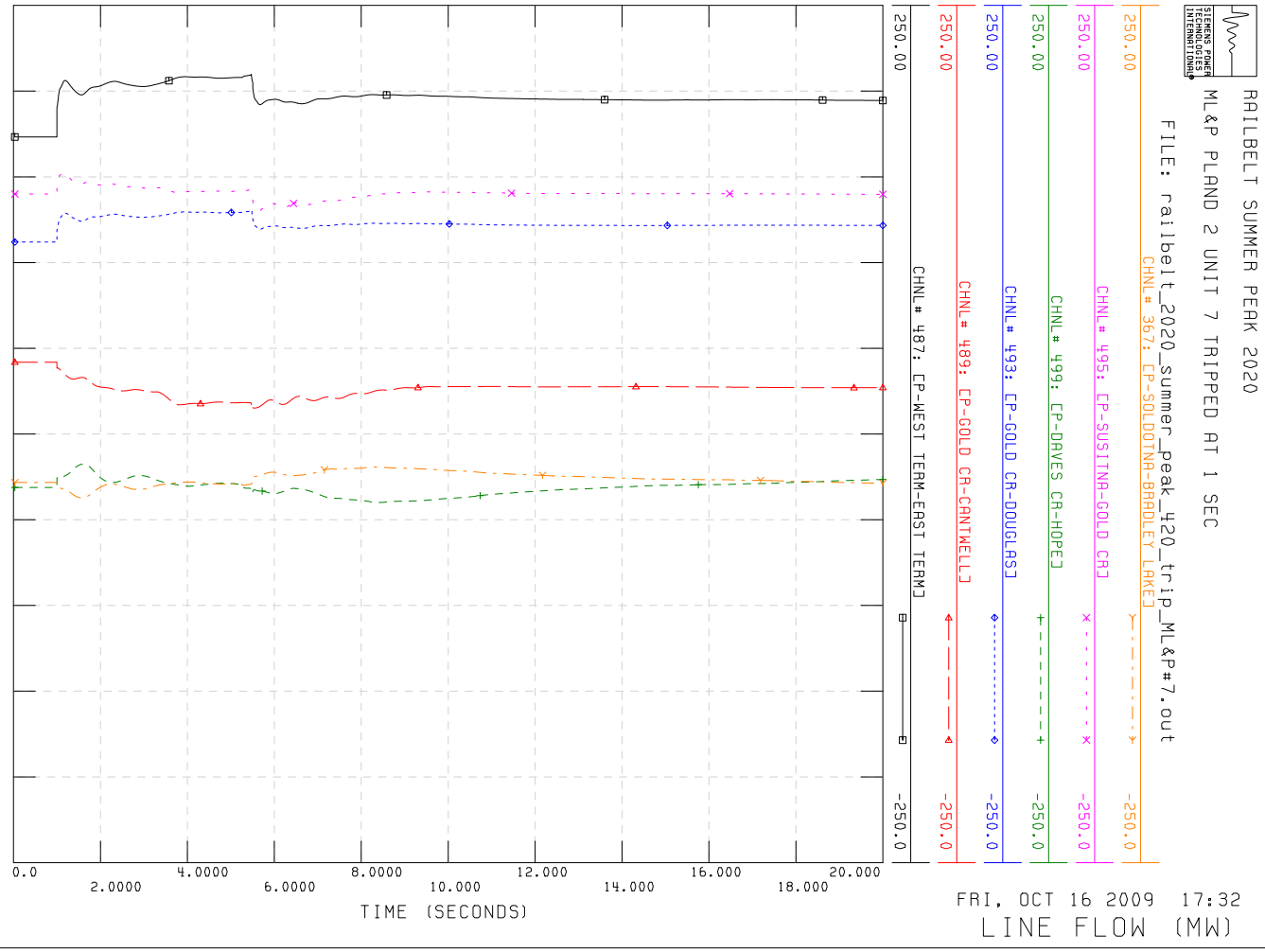
RAILBELT SUMMER PEAK 2020
ML&P PLAND 2 UNIT 7 TRIPPED AT 1 SEC
FILE: railbelt_2020_summer_peak_420_trip_ML&P#7.out
CHNL# 367: CP-SOLDOTNA-BRADLEY LAKE]
CHNL# 495: CP-SUSITNA-GOLD CR]
CHNL# 499: CP-DAVES CR-HOPE]
CHNL# 493: CP-GOLD CR-DOUGLAS]
CHNL# 489: CP-GOLD CR-CANTWELL]
CHNL# 487: CP-WEST TERM-EAST TERM]
250.00
-250.0
TIME (SECONDS)
0.0
2.0000
4.0000
6.0000
8.0000
10.000
12.000
14.000
16.000
18.000
20.000
FRI, OCT 16 2009 17:32
LINE FLOW (MW)

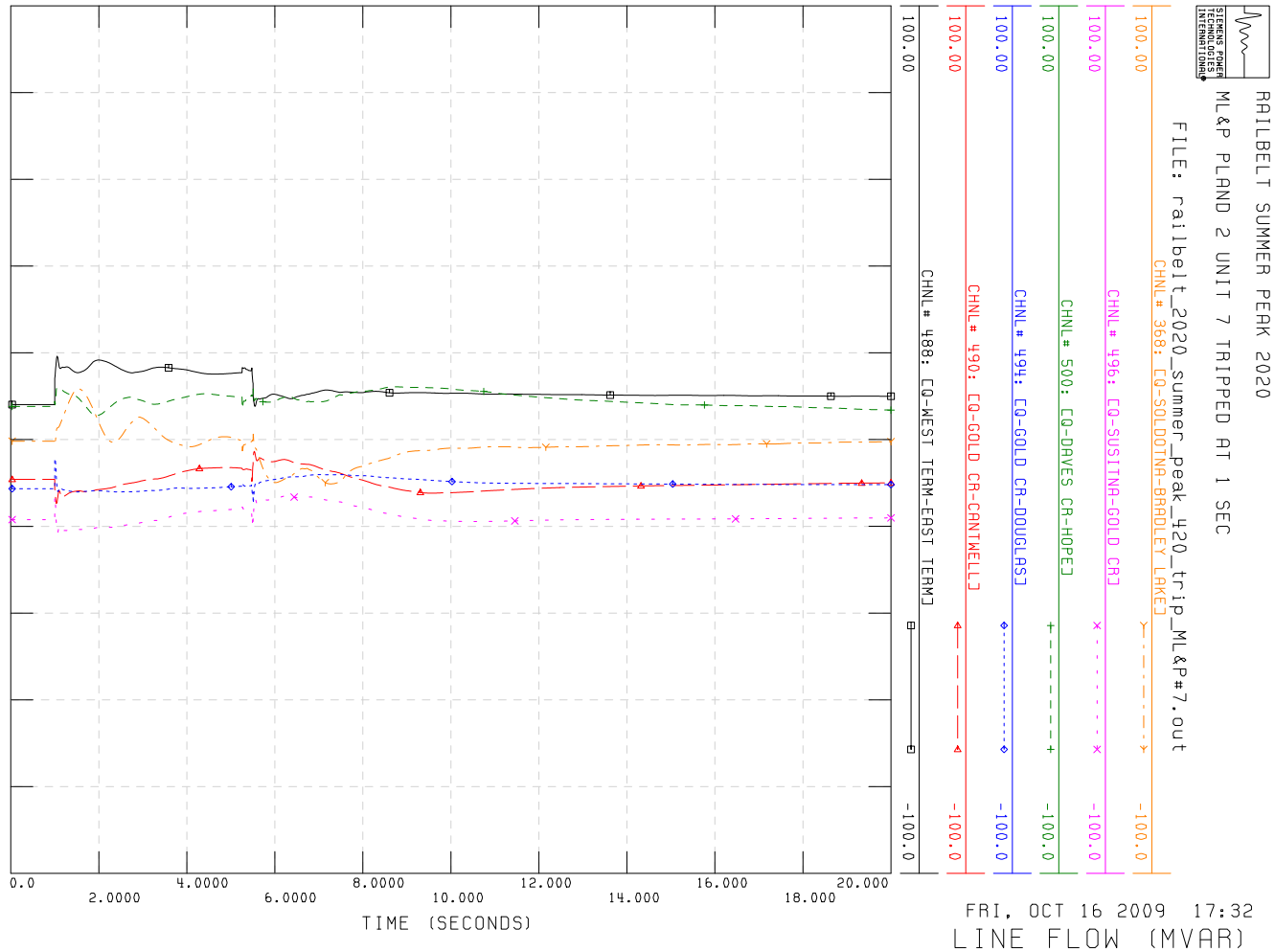
RAILBELT SUMMER PEAK 2020
ML&P PLAND 2 UNIT 7 TRIPPED AT 1 SEC
FILE: railbelt_2020_summer_peak_420_trip_ML&P#7.out
CHNL# 368: CQ-SOLDOTNA-BRADLEY LAKE]
CHNL# 496: CQ-SUSITNA-GOLD CR]
CHNL# 500: CQ-DAVES CR-HOPE]
CHNL# 494: CQ-GOLD CR-DOUGLAS]
CHNL# 490: CQ-GOLD CR-CANTWELL]
CHNL# 488: CQ-WEST TERM-EAST TERM]
100.00
-100.0
TIME (SECONDS)
0.0
2.0000
4.0000
6.0000
8.0000
10.000
12.000
14.000
16.000
18.000
20.000
FRI, OCT 16 2009 17:32
LINE FLOW (MVAR)

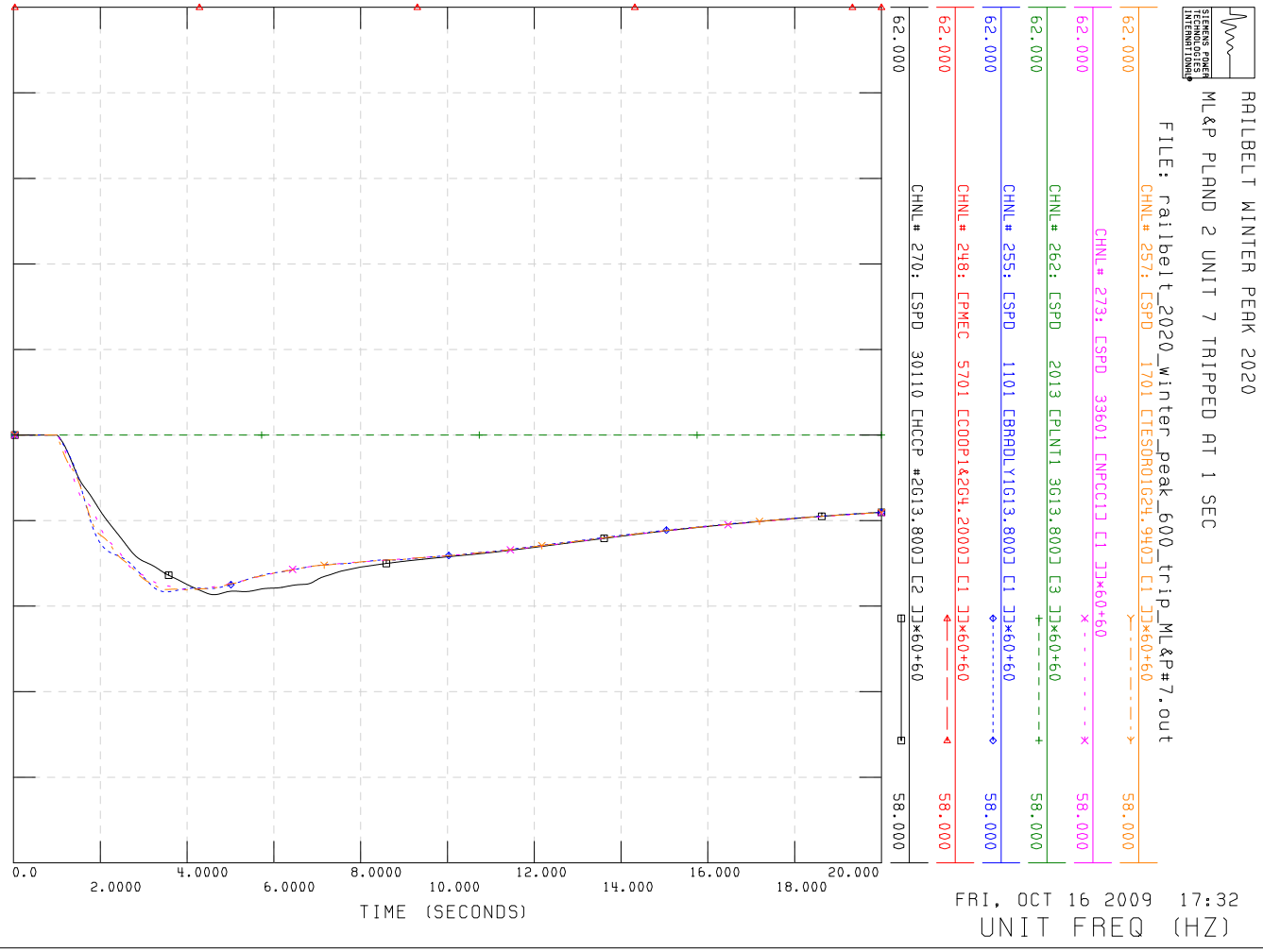
RAILBELT WINTER PEAK 2020
ML&P PLAND 2 UNIT 7 TRIPPED AT 1 SEC
FILE: railbelt_2020_winter_peak_600_trip_ML&P#7.out
CHNL# 257: CSPD 1701 CTESORO1G24.9400 C1 JJ×60+60
CHNL# 273: CSPD 33601 CNPCC1J C1 JJ×60+60
CHNL# 262: CSPD 2013 CPLNT1 3G13.800J C3 JJ×60+60
CHNL# 255: CSPD 1101 CBRADLY1G13.800J C1 JJ×60+60
CHNL# 248: CPMEC 5701 CCOOP1&2G4.2000J C1 JJ×60+60
62.000
58.000
CHNL# 270: CSPD 30110 CHCCP #2G13.800J C2 JJ×60+60
0.0
2.0000
4.0000
6.0000
8.0000
10.000
12.000
14.000
16.000
18.000
20.000
TIME (SECONDS)
FRI, OCT 16 2009 17:32
UNIT FREQ (HZ)

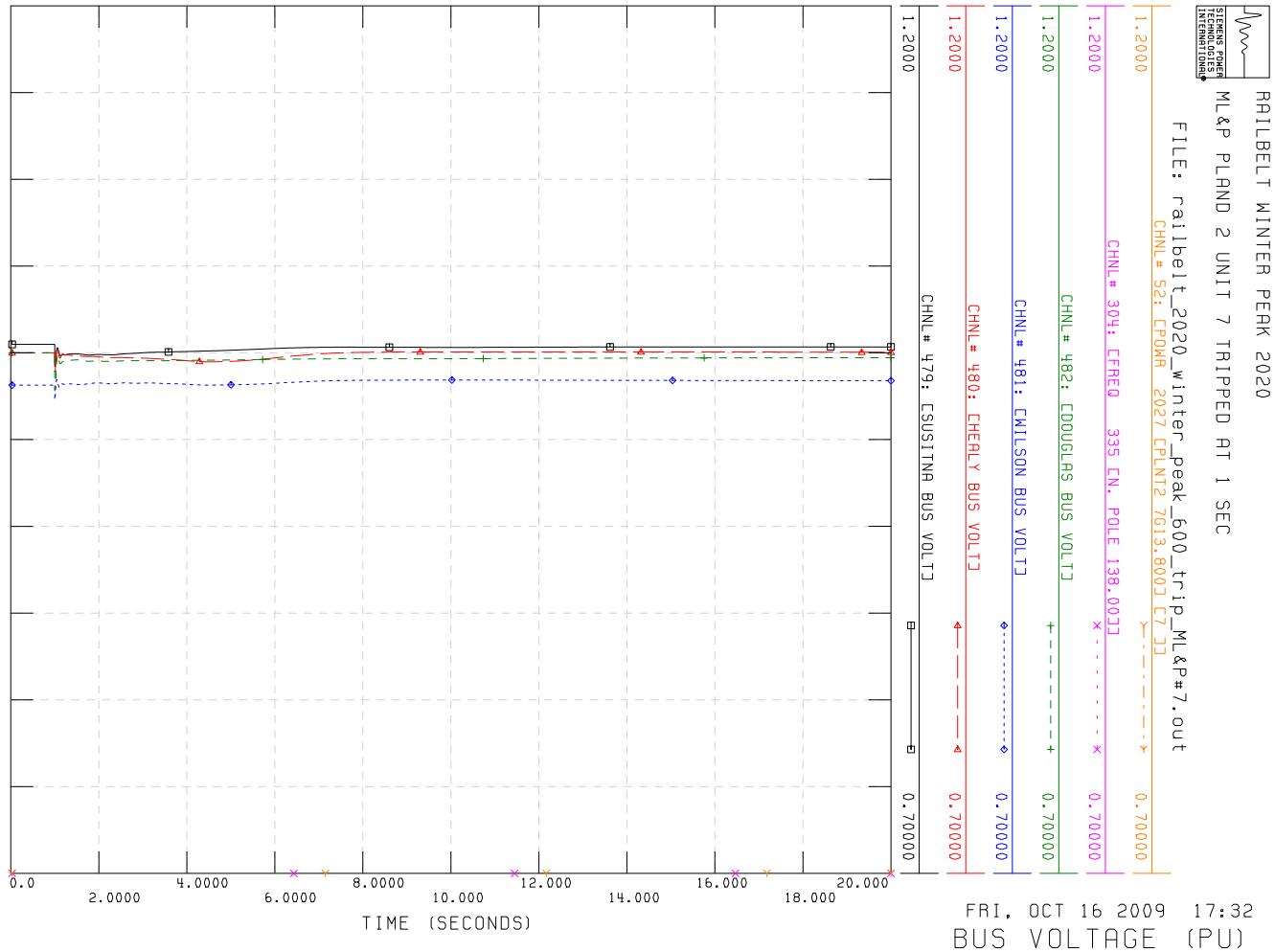
RAILBELT WINTER PEAK 2020
ML&P PLAND 2 UNIT 7 TRIPPED AT 1 SEC
FILE: railbelt_2020_winter_peak_600_trip_ML&P#7.out
CHNL# 52: CPOWR 2027 CPLNT2 7G13.800J C7 JJ
CHNL# 304: CFREQ 335 CN. POLE 138.00JJ
CHNL# 482: CDOUGLAS BUS VOLTJ
CHNL# 481: CWILSON BUS VOLTJ
CHNL# 480: CHEALY BUS VOLTJ
1.2000
0.70000
CHNL# 479: CSUSITNA BUS VOLTJ
0.0
2.0000
4.0000
6.0000
8.0000
10.000
12.000
14.000
16.000
18.000
20.000
TIME (SECONDS)
FRI, OCT 16 2009 17:32
BUS VOLTAGE (PU)

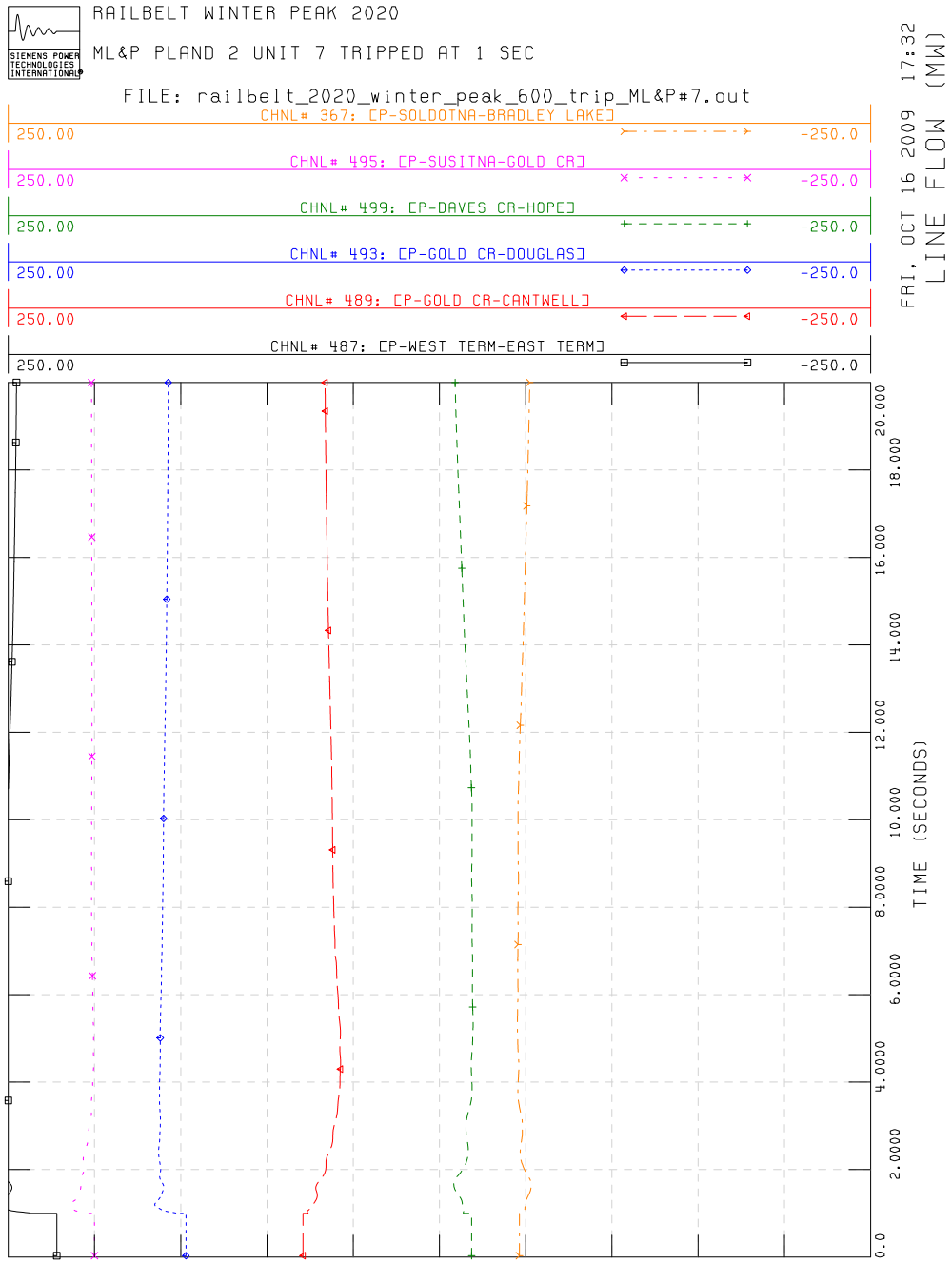
RAILBELT WINTER PEAK 2020
ML&P PLAND 2 UNIT 7 TRIPPED AT 1 SEC
FILE: railbelt_2020_winter_peak_600_trip_ML&P#7.out
CHNL# 367: CP-SOLDOTNA-BRADLEY LAKE]
250.00
-250.0
CHNL# 495: CP-SUSITNA-GOLD CR]
250.00
-250.0
CHNL# 499: CP-DAVES CR-HOPE]
250.00
-250.0
CHNL# 493: CP-GOLD CR-DOUGLAS]
250.00
-250.0
CHNL# 489: CP-GOLD CR-CANTWELL]
250.00
-250.0
CHNL# 487: CP-WEST TERM-EAST TERM]
250.00
-250.0
0.0
2.0000
4.0000
6.0000
8.0000
10.000
12.000
14.000
16.000
18.000
20.000
TIME (SECONDS)
FRI, OCT 16 2009 17:32
LINE FLOW (MW)

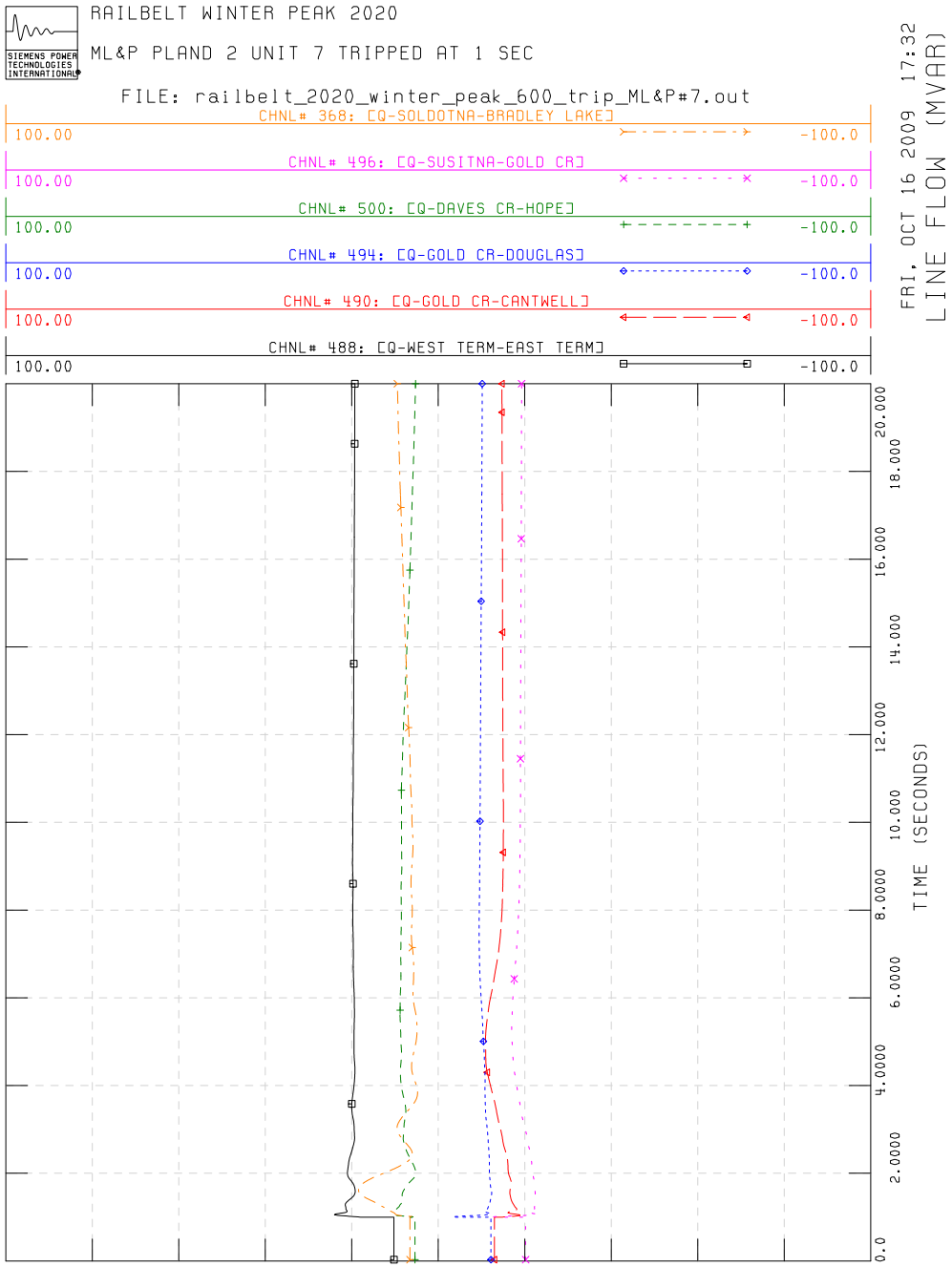
RAILBELT WINTER PEAK 2020
ML&P PLAND 2 UNIT 7 TRIPPED AT 1 SEC
FILE: railbelt_2020_winter_peak_600_trip_ML&P#7.out
CHNL# 368: CQ-SOLDOTNA-BRADLEY LAKE]
100.00
-100.0
CHNL# 496: CQ-SUSITNA-GOLD CR]
100.00
-100.0
CHNL# 500: CQ-DAVES CR-HOPE]
100.00
-100.0
CHNL# 494: CQ-GOLD CR-DOUGLAS]
100.00
-100.0
CHNL# 490: CQ-GOLD CR-CANTWELL]
100.00
-100.0
CHNL# 488: CQ-WEST TERM-EAST TERM]
100.00
-100.0
0.0
2.0000
4.0000
6.0000
8.0000
10.000
12.000
14.000
16.000
18.000
20.000
TIME (SECONDS)
FRI, OCT 16 2009 17:32
LINE FLOW (MVAR)

RAILBELT WINTER PEAK 2020

BRADLEY LAKE UNIT #1 TRIPPED AT 1 SEC

FILE: railbelt_2020_winter_peak_420_trip_bradley#1.out

FRI, OCT 16 2009 17:32

UNIT FREQ (HZ)

CHNL# 257: [SPD 1701 [TESOR01G24.940] [1]]×60+60

62.000 58.000

CHNL# 273: [SPD 33601 [NPCC1] [1]]×60+60

62.000 58.000

CHNL# 262: [SPD 2013 [PLNT1 3G13.800] [3]]×60+60

62.000 58.000

CHNL# 255: [SPD 1101 [BRADLY1G13.800] [1]]×60+60

62.000 58.000

CHNL# 248: [PMEC 5701 [COOP1&2G4.2000] [1]]×60+60

62.000 58.000

CHNL# 270: [SPD 30110 [HCCP #2G13.800] [2]]×60+60

62.000 58.000

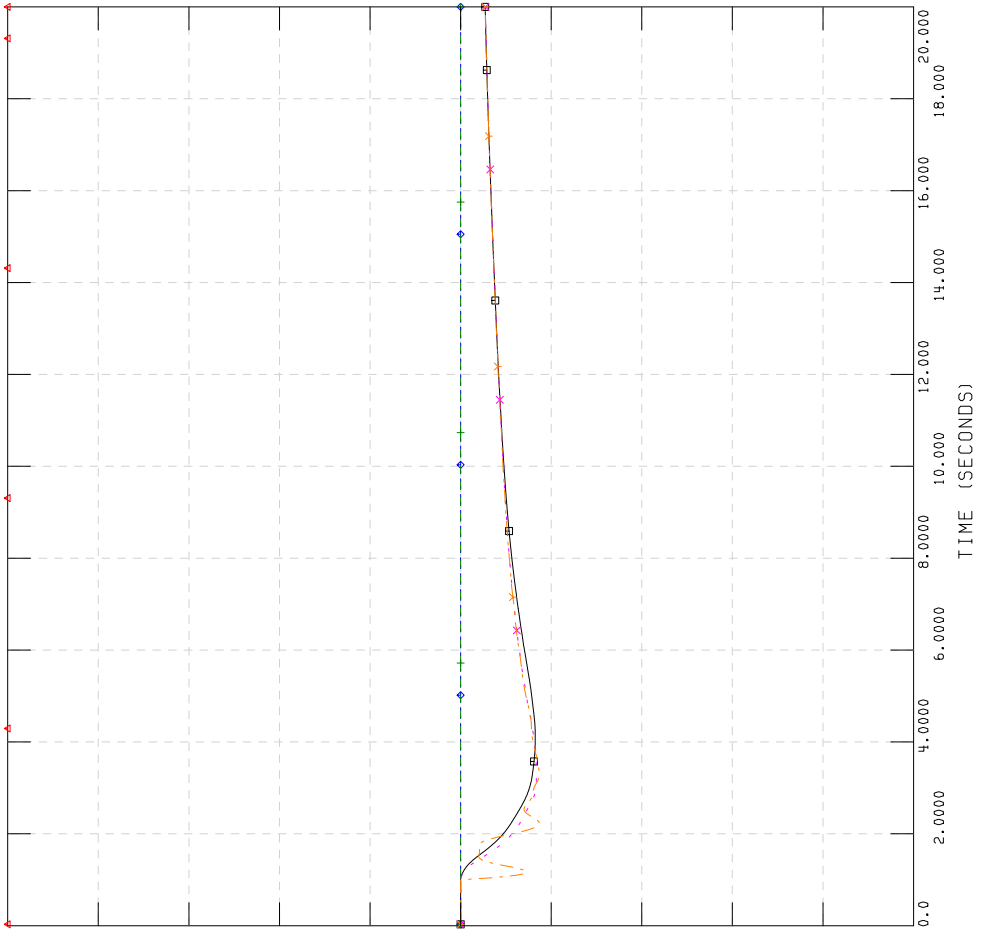

RAILBELT WINTER PEAK 2020

BRADLEY LAKE UNIT #1 TRIPPED AT 1 SEC

FILE: railbelt_2020_winter_peak_420_trip_bradley#1.out

FRI, OCT 16 2009 17:32

BUS VOLTAGE (PU)

CHNL# 52: [POWR 2027 [PLNT2 7G13.800] [7]]

1.2000 0.70000

CHNL# 304: [FREQ 335 [N. POLE 138.00]]

1.2000 0.70000

CHNL# 482: [DOUGLAS BUS VOLT]

1.2000 0.70000

CHNL# 481: [WILSON BUS VOLT]

1.2000 0.70000

CHNL# 480: [HEALY BUS VOLT]

1.2000 0.70000

CHNL# 479: [SUSITNA BUS VOLT]

1.2000 0.70000

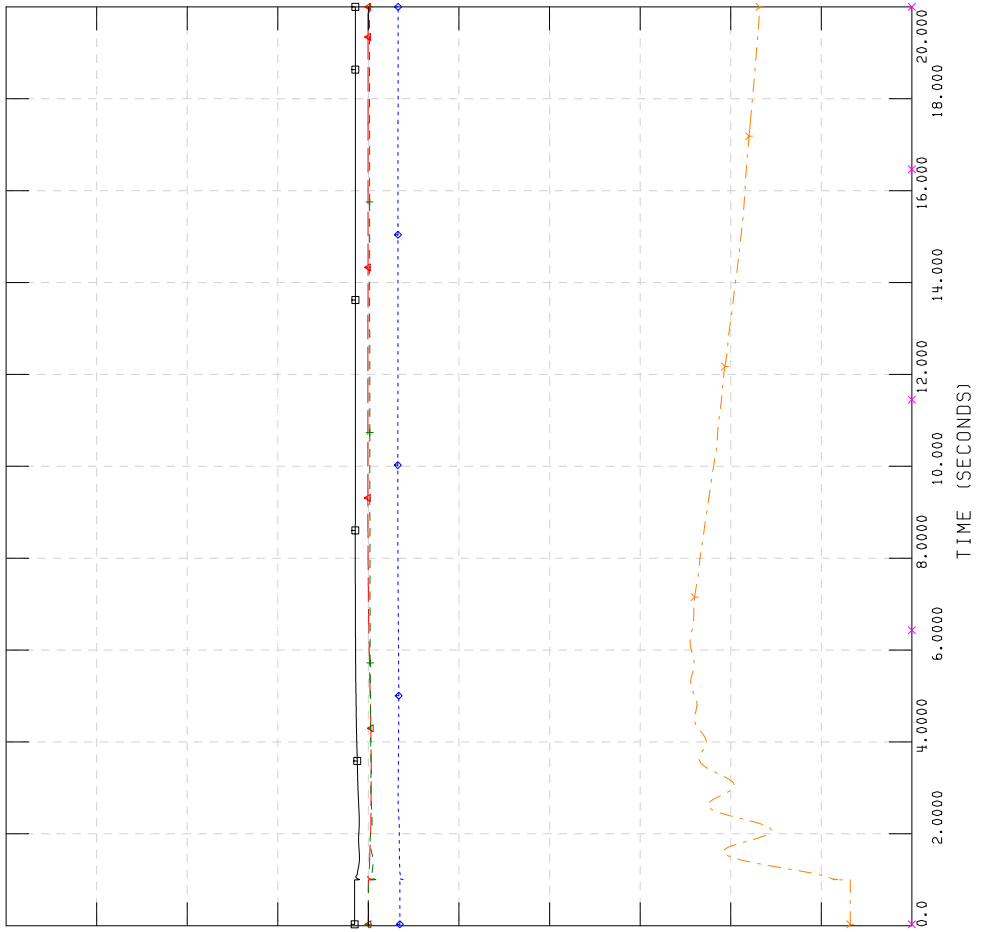

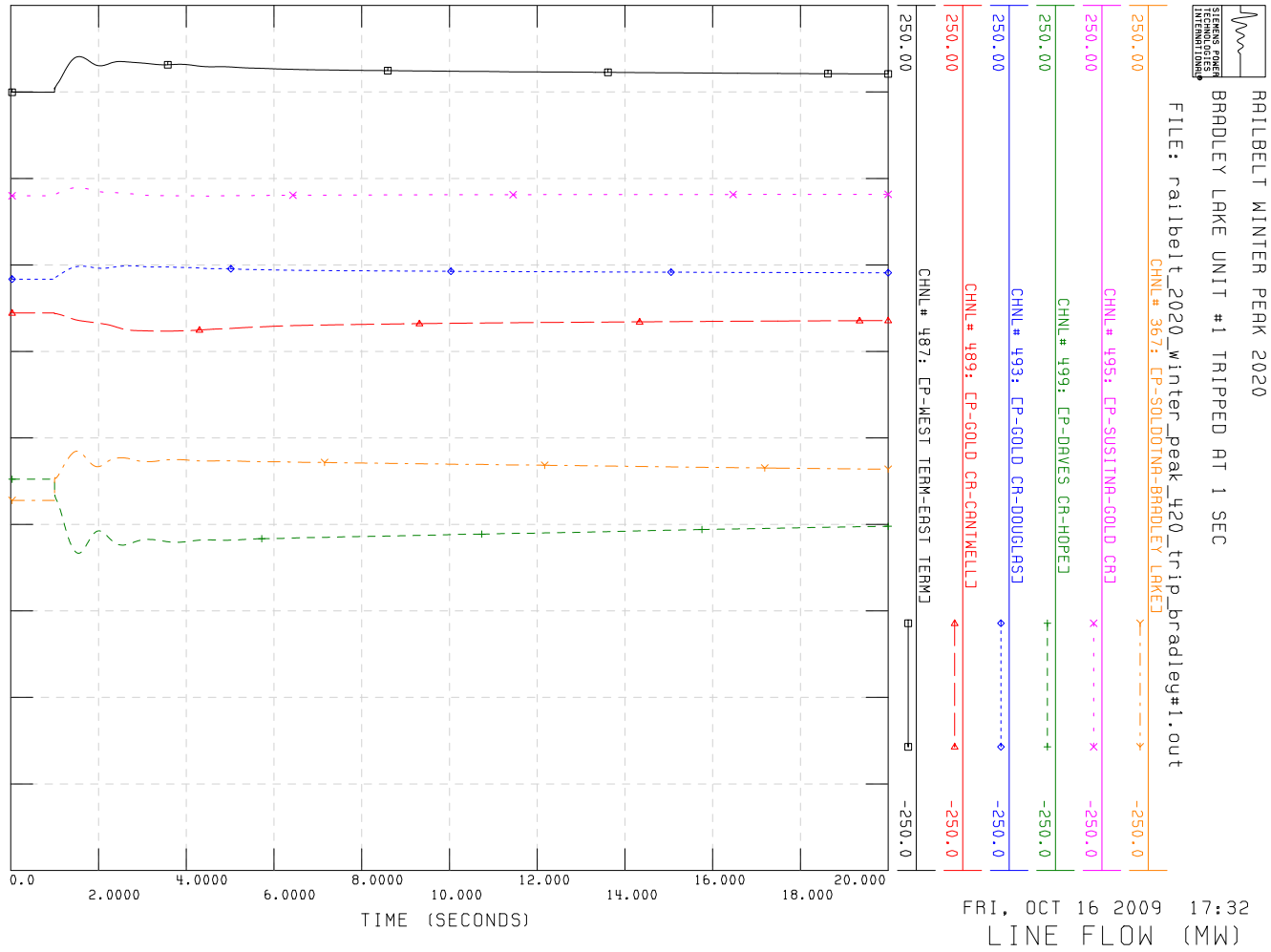
RAILBELT WINTER PEAK 2020
BRADLEY LAKE UNIT #1 TRIPPED AT 1 SEC
FILE: railbelt_2020_winter_peak_420_trip_bradley#1.out
CHNL# 367: EP-SOLDOTNA-BRADLEY LAKE]
CHNL# 495: EP-SUSITNA-GOLD CR]
CHNL# 499: EP-DAVES CR-HOPE]
CHNL# 493: EP-GOLD CR-DOUGLAS]
CHNL# 489: EP-GOLD CR-CANTWELL]
CHNL# 487: EP-WEST TERM-EAST TERM]
250.00
-250.0
0.0
2.0000
4.0000
6.0000
8.0000
10.000
12.000
14.000
16.000
18.000
20.000
TIME (SECONDS)
FRI, OCT 16 2009 17:32
LINE FLOW (MW)

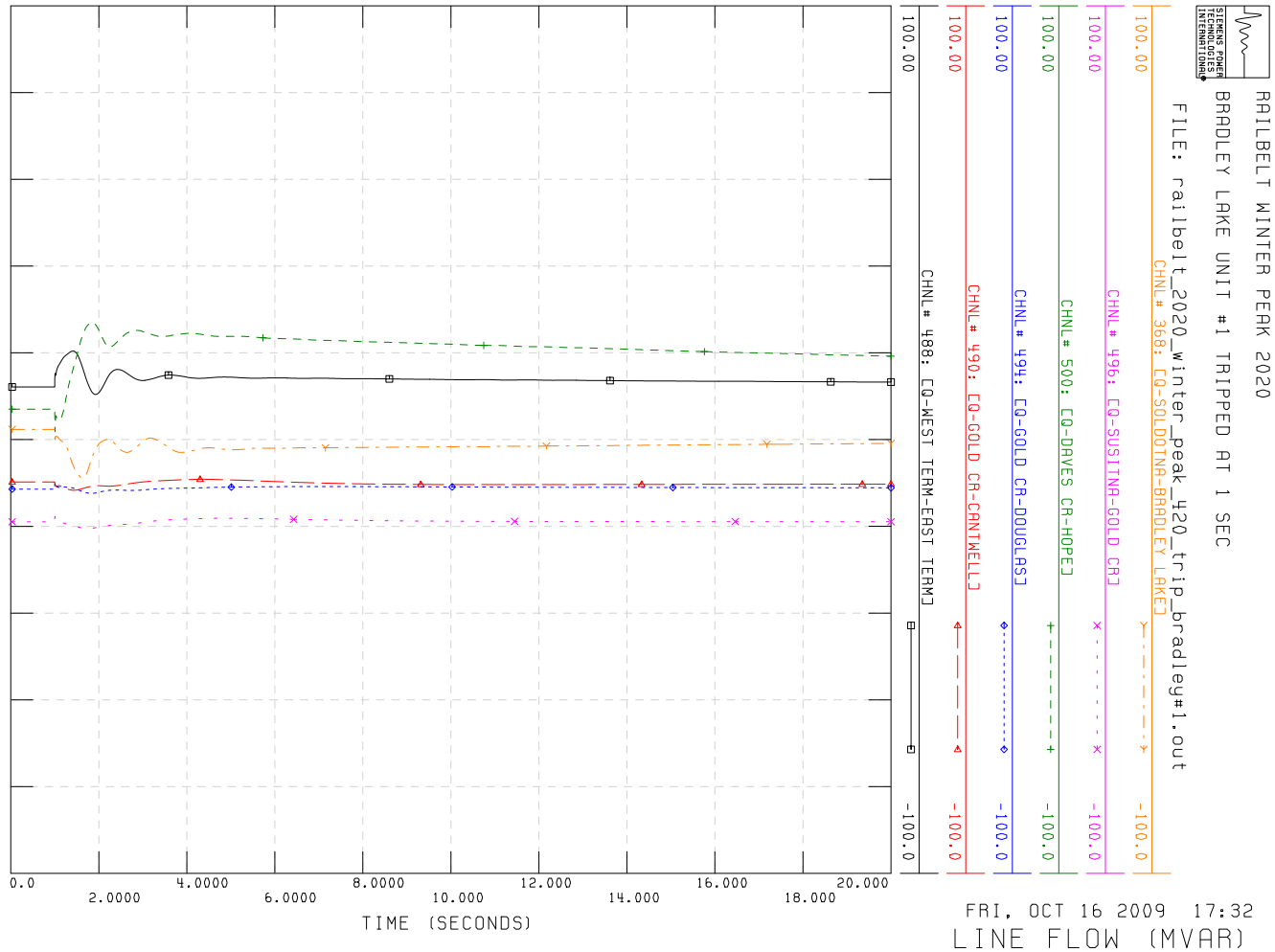
RAILBELT WINTER PEAK 2020
BRADLEY LAKE UNIT #1 TRIPPED AT 1 SEC
FILE: railbelt_2020_winter_peak_420_trip_bradley#1.out
CHNL# 368: CQ-SOLDOTNA-BRADLEY LAKE]
CHNL# 496: CQ-SUSITNA-GOLD CR]
CHNL# 500: CQ-DAVES CR-HOPE]
CHNL# 494: CQ-GOLD CR-DOUGLAS]
CHNL# 490: CQ-GOLD CR-CANTWELL]
CHNL# 488: CQ-WEST TERM-EAST TERM]
100.00
-100.0
0.0
2.0000
4.0000
6.0000
8.0000
10.000
12.000
14.000
16.000
18.000
20.000
TIME (SECONDS)
FRI, OCT 16 2009 17:32
LINE FLOW (MVAR)

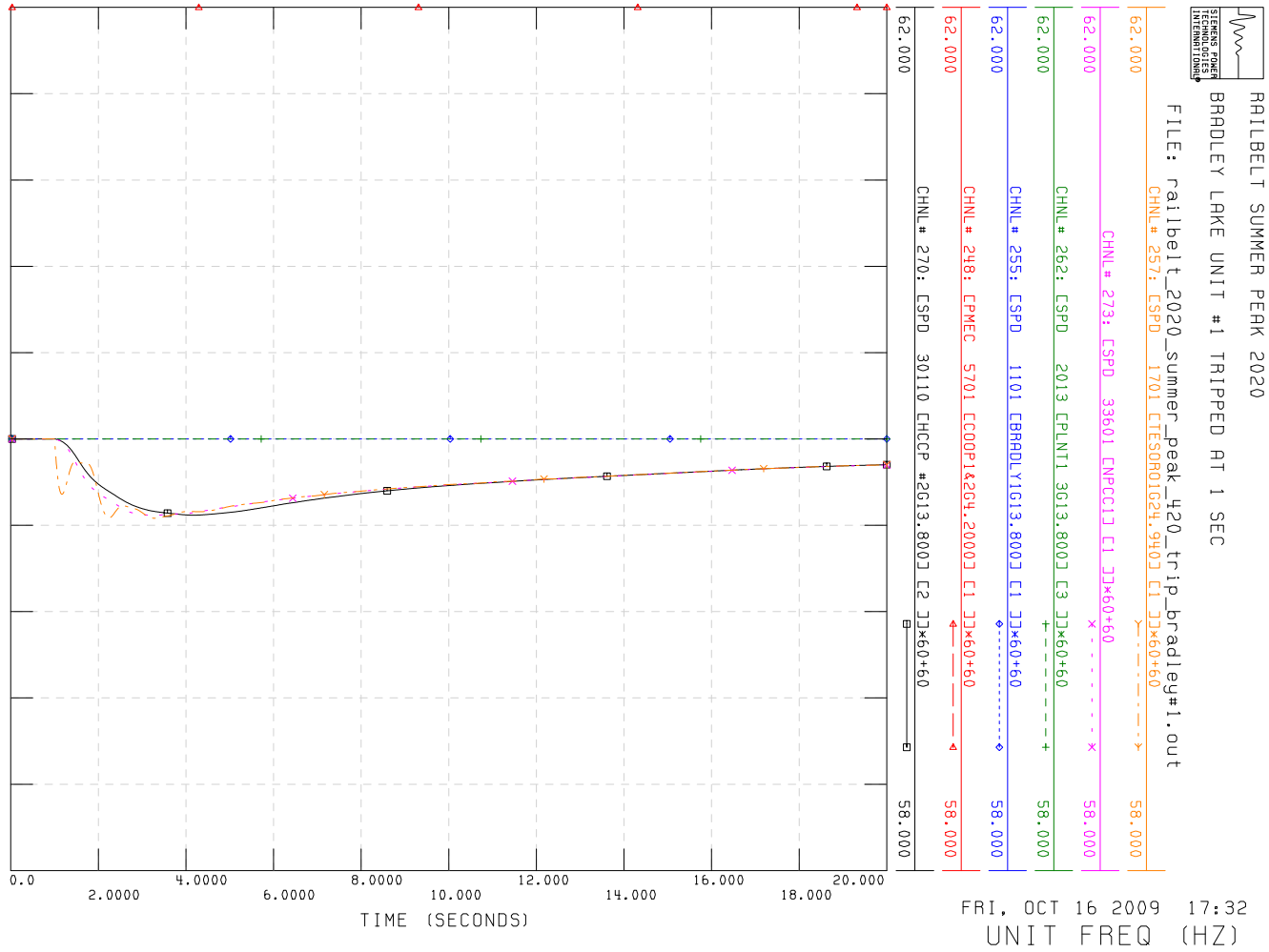
RAILBELT SUMMER PEAK 2020
BRADLEY LAKE UNIT #1 TRIPPED AT 1 SEC
FILE: railbelt_2020_summer_peak_420_trip_bradley#1.out
CHNL# 257: CSPD 1701 CTESORO1G24.9400 C1 JJ×60+60
CHNL# 273: CSPD 33601 CNPCC1J C1 JJ×60+60
CHNL# 262: CSPD 2013 CPLNT1 3G13.8000 C3 JJ×60+60
CHNL# 255: CSPD 1101 CBRADLY1G13.8000 C1 JJ×60+60
CHNL# 248: CPMEC 5701 CCOOP1&2G4.2000 C1 JJ×60+60
CHNL# 270: CSPD 30110 CHCCP #2G13.8000 C2 JJ×60+60
62.000
58.000
0.0
2.0000
4.0000
6.0000
8.0000
10.000
12.000
14.000
16.000
18.000
20.000
TIME (SECONDS)
FRI, OCT 16 2009 17:32
UNIT FREQ (HZ)

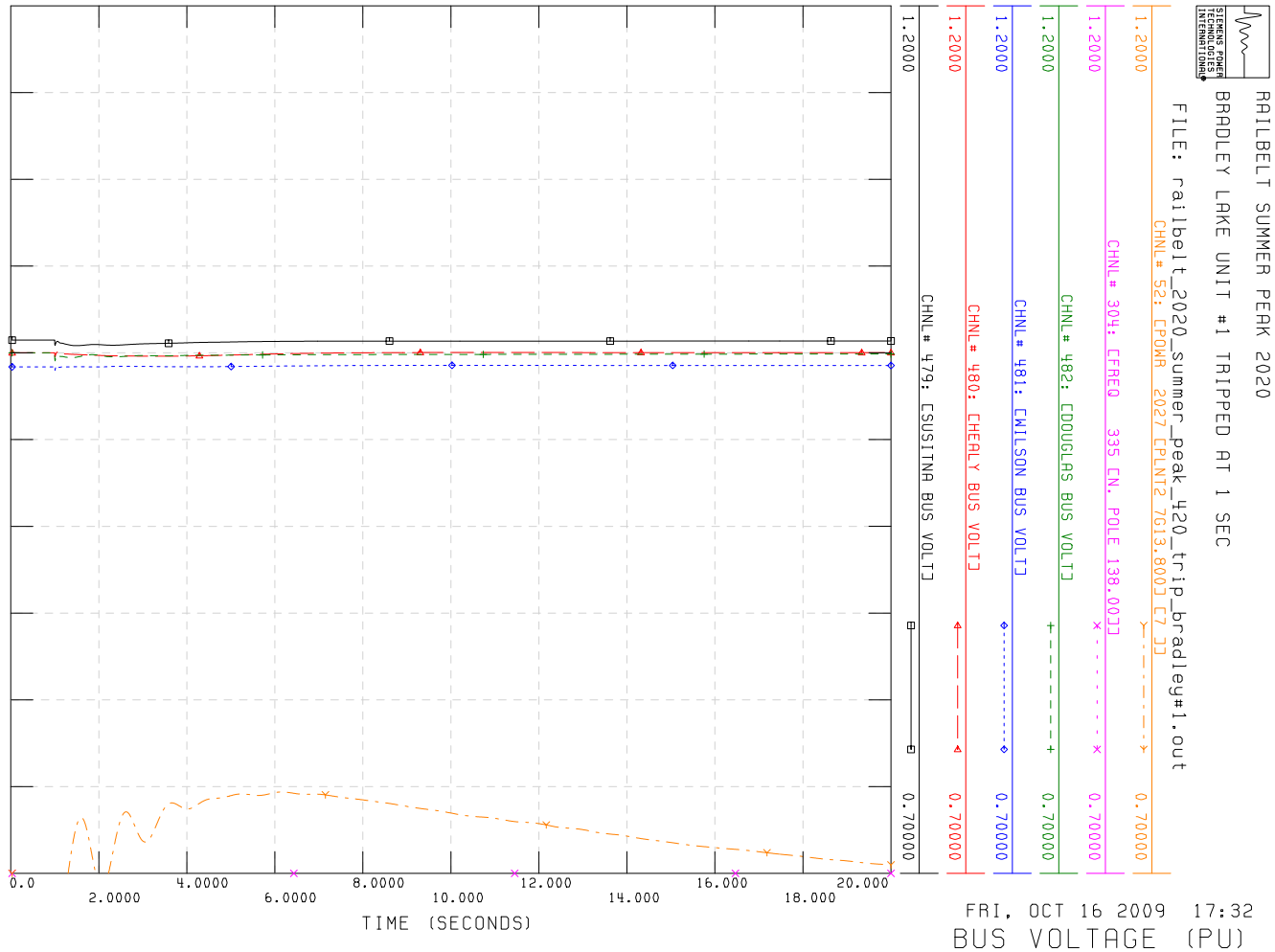
RAILBELT SUMMER PEAK 2020
BRADLEY LAKE UNIT #1 TRIPPED AT 1 SEC
FILE: railbelt_2020_summer_peak_420_trip_bradley#1.out
CHNL# 52: CPOWR 2027 CPLNT2 7613.8003 C7 JJ
CHNL# 304: CFREQ 335 CN. POLE 138.003J
CHNL# 482: CDOUGLAS BUS VOLTJ
CHNL# 481: CWILSON BUS VOLTJ
CHNL# 480: CHEALY BUS VOLTJ
CHNL# 479: CSUSITNA BUS VOLTJ
1.2000
0.70000
0.0
2.0000
4.0000
6.0000
8.0000
10.000
12.000
14.000
16.000
18.000
20.000
TIME (SECONDS)
FRI, OCT 16 2009 17:32
BUS VOLTAGE (PU)

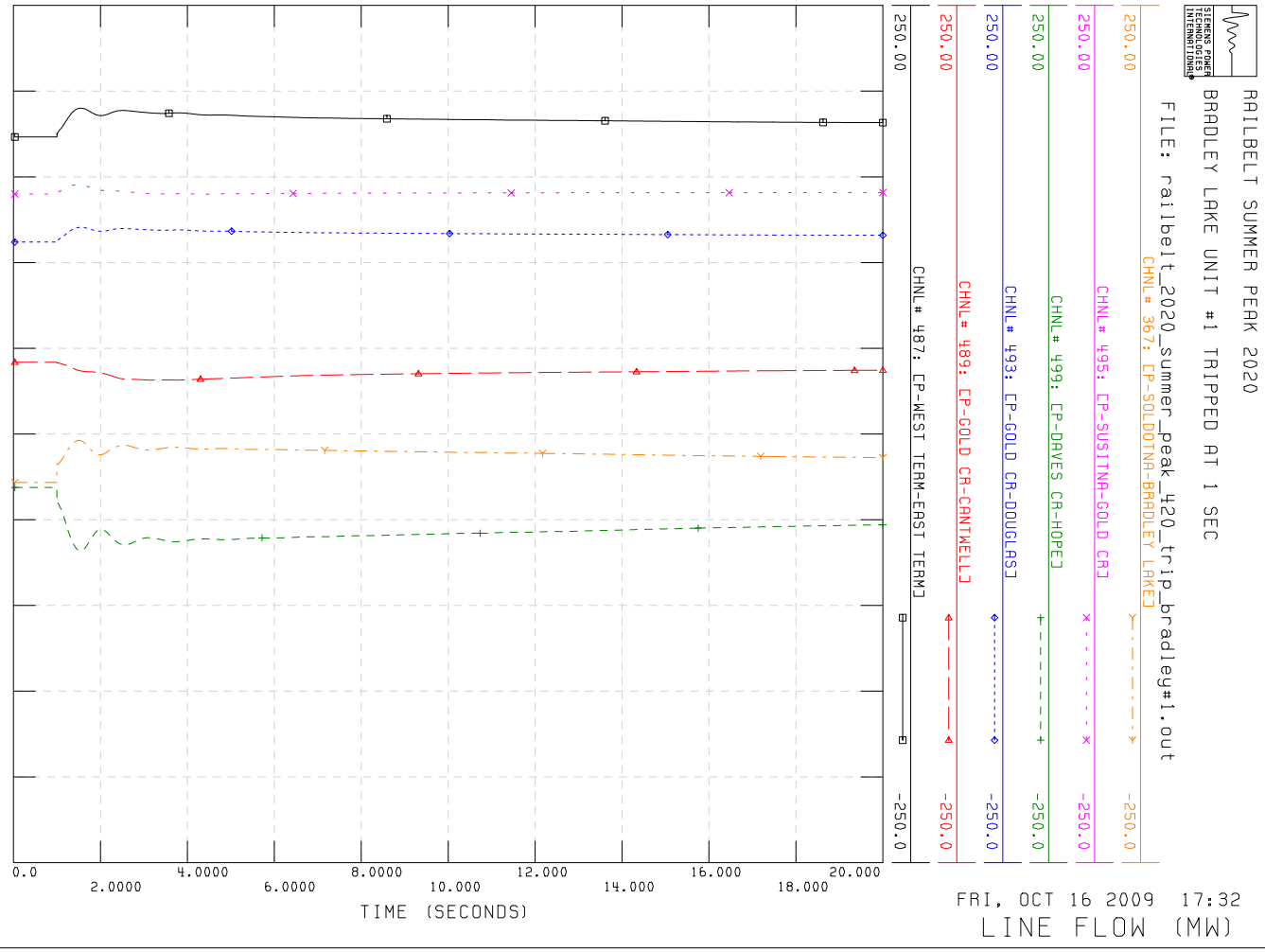
RAILBELT SUMMER PEAK 2020
BRADLEY LAKE UNIT #1 TRIPPED AT 1 SEC
FILE: railbelt_2020_summer_peak_420_trip_bradley#1.out
CHNL# 367: CP-SOLDOTNA-BRADLEY LAKE]
CHNL# 495: CP-SUSITNA-GOLD CR]
CHNL# 499: CP-DAVES CR-HOPE]
CHNL# 493: CP-GOLD CR-DOUGLAS]
CHNL# 489: CP-GOLD CR-CANTWELL]
CHNL# 487: CP-WEST TERM-EAST TERM]
250.00
-250.0
0.0
2.0000
4.0000
6.0000
8.0000
10.000
12.000
14.000
16.000
18.000
20.000
TIME (SECONDS)
FRI, OCT 16 2009 17:32
LINE FLOW (MW)

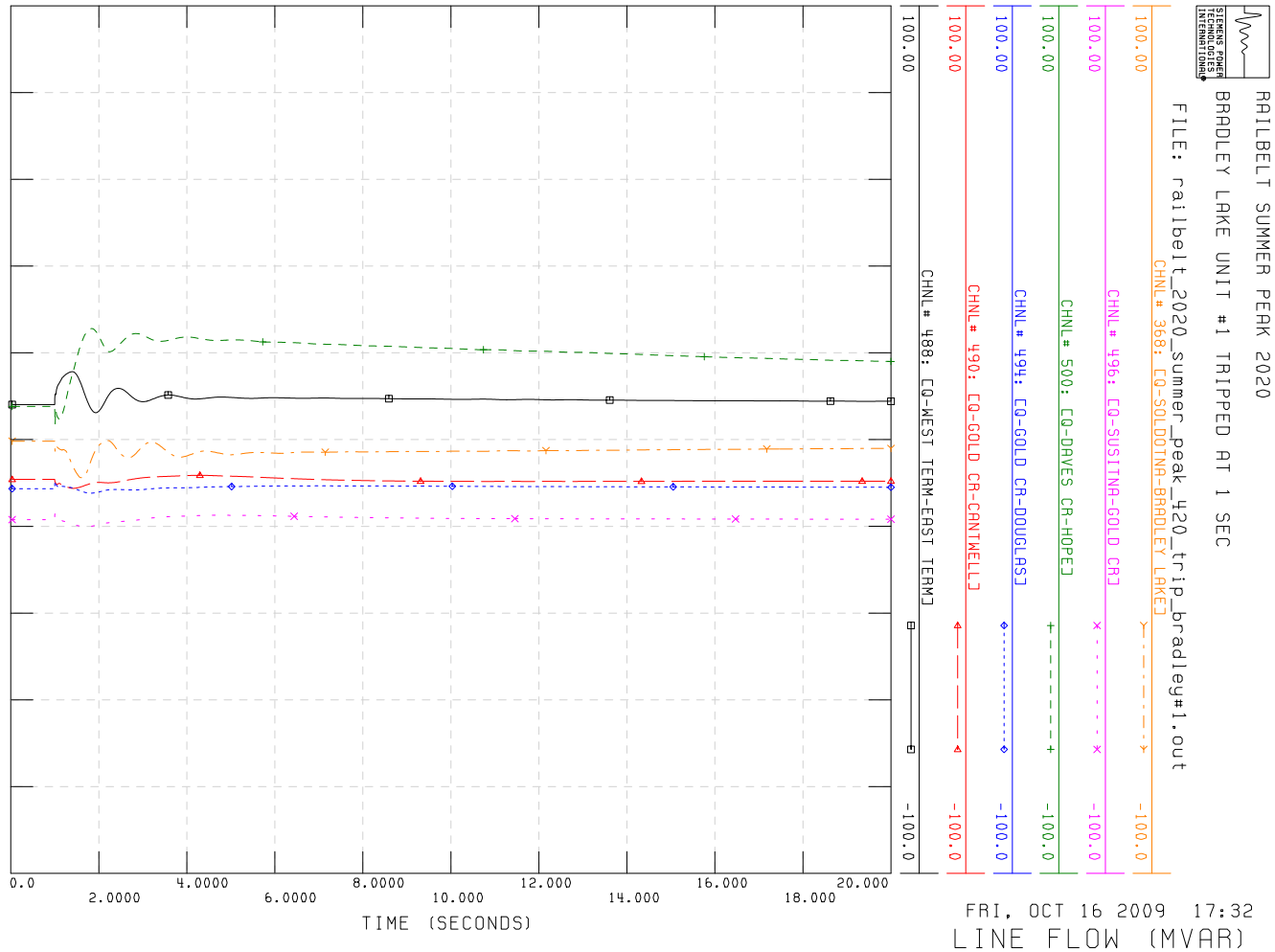
RAILBELT SUMMER PEAK 2020
BRADLEY LAKE UNIT #1 TRIPPED AT 1 SEC
FILE: railbelt_2020_summer_peak_420_trip_bradley#1.out
CHNL# 368: CQ-SOLDOTNA-BRADLEY LAKE]
CHNL# 496: CQ-SUSITNA-GOLD CR]
CHNL# 500: CQ-DAVES CR-HOPE]
CHNL# 494: CQ-GOLD CR-DOUGLAS]
CHNL# 490: CQ-GOLD CR-CANTWELL]
CHNL# 488: CQ-WEST TERM-EAST TERM]
100.00
-100.0
0.0
2.0000
4.0000
6.0000
8.0000
10.000
12.000
14.000
16.000
18.000
20.000
TIME (SECONDS)
FRI, OCT 16 2009 17:32
LINE FLOW (MVAR)

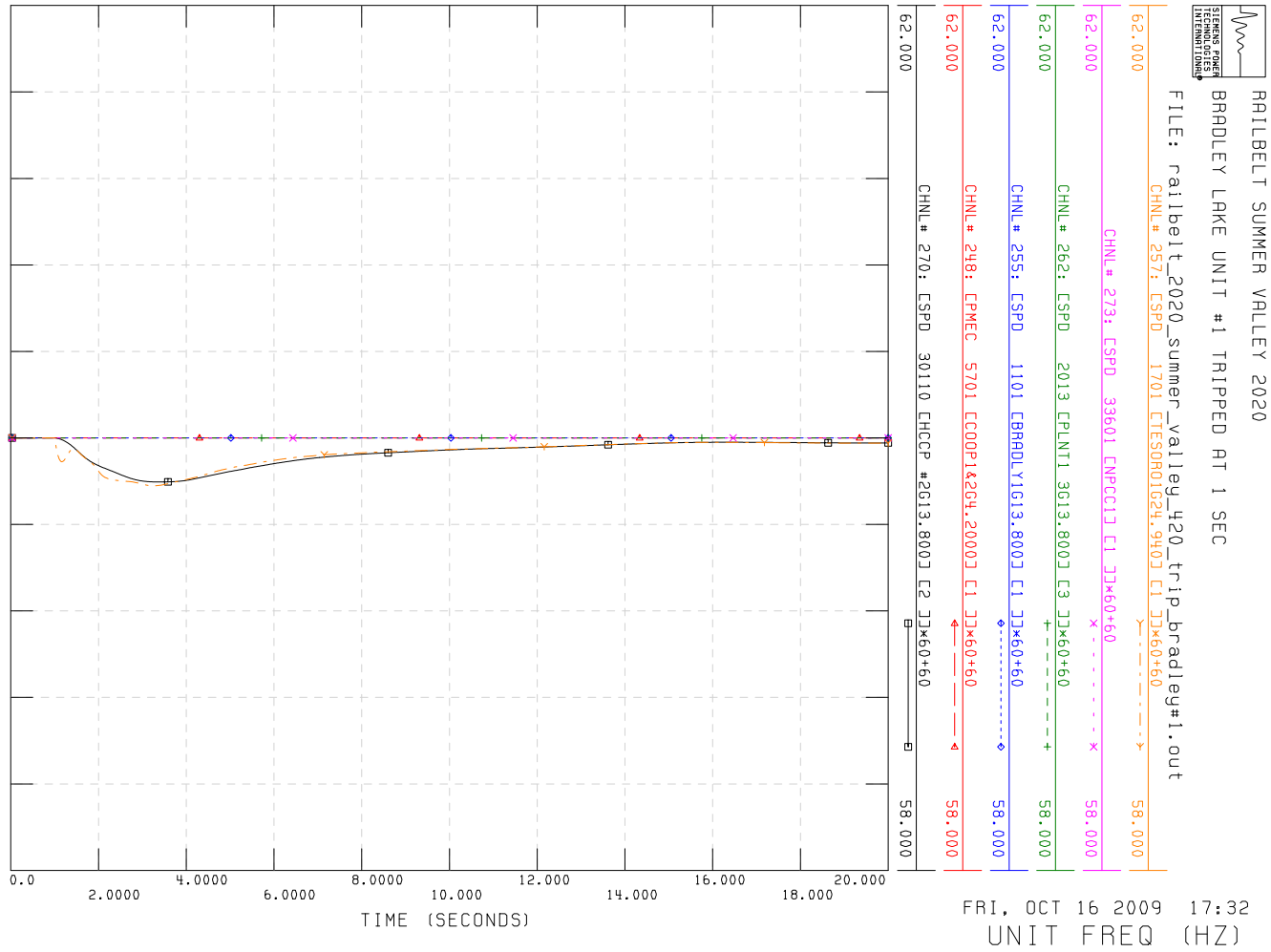
RAILBELT SUMMER VALLEY 2020
BRADLEY LAKE UNIT #1 TRIPPED AT 1 SEC
FILE: railbelt_2020_summer_valley_420_trip_bradley#1.out
CHNL# 257: CSPD 1701 CTESORO1G24.9kOJ C1 JJ×60+60
CHNL# 273: CSPD 33601 CNPCC1J C1 JJ×60+60
CHNL# 262: CSPD 2013 CPLNT1 3G13.80OJ C3 JJ×60+60
CHNL# 255: CSPD 1101 CBRADLY1G13.80OJ C1 JJ×60+60
CHNL# 248: CPMEC 5701 CCOOP1&2G4.20OOJ C1 JJ×60+60
CHNL# 270: CSPD 30110 CHCCP #2G13.80OJ C2 JJ×60+60
62.000
58.000
0.0
2.0000
4.0000
6.0000
8.0000
10.000
12.000
14.000
16.000
18.000
20.000
TIME (SECONDS)
FRI, OCT 16 2009 17:32
UNIT FREQ (HZ)

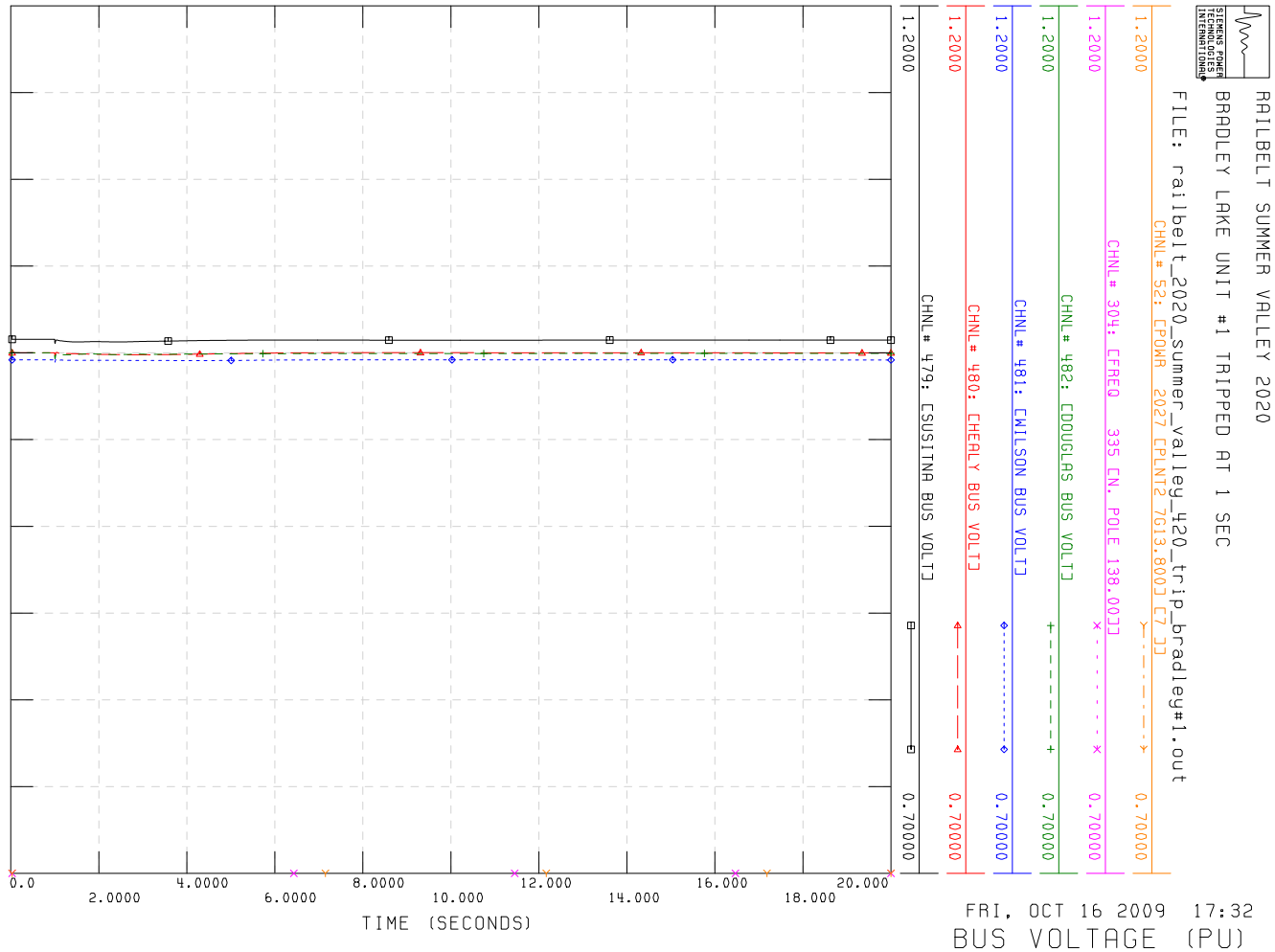
RAILBELT SUMMER VALLEY 2020
BRADLEY LAKE UNIT #1 TRIPPED AT 1 SEC
FILE: railbelt_2020_summer_valley_420_trip_bradley#1.out
CHNL# 52: CPOWR 2027 CPLNT2 7G13.80OJ C7 JJ
CHNL# 304: CFREQ 335 CN. POLE 138.00JJ
CHNL# 482: CDOUGLAS BUS VOLTJ
CHNL# 481: CWILSON BUS VOLTJ
CHNL# 480: CHEALY BUS VOLTJ
CHNL# 479: CSUSITNA BUS VOLTJ
1.2000
0.70000
0.0
2.0000
4.0000
6.0000
8.0000
10.000
12.000
14.000
16.000
18.000
20.000
TIME (SECONDS)
FRI, OCT 16 2009 17:32
BUS VOLTAGE (PU)

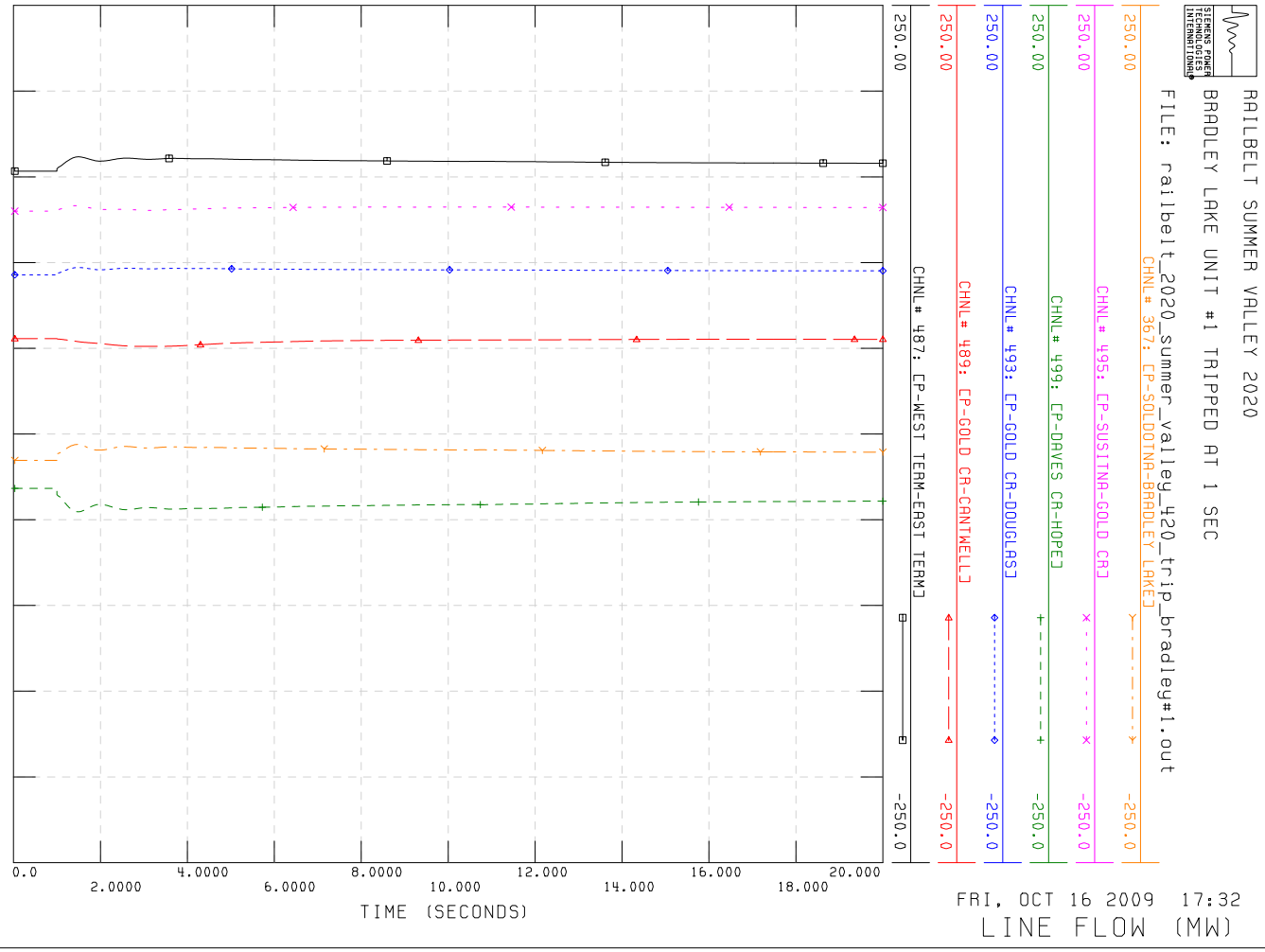
RAILBELT SUMMER VALLEY 2020
BRADLEY LAKE UNIT #1 TRIPPED AT 1 SEC
FILE: railbelt_2020_summer_valley_420_trip_bradley#1.out
CHNL# 367: CP-SOLDOTNA-BRADLEY LAKE]
CHNL# 495: CP-SUSITNA-GOLD CR]
CHNL# 499: CP-DAVES CR-HOPE]
CHNL# 493: CP-GOLD CR-DOUGLAS]
CHNL# 489: CP-GOLD CR-CANTWELL]
250.00
-250.0
CHNL# 487: CP-WEST TERM-EAST TERM]
TIME (SECONDS)
0.0
2.0000
4.0000
6.0000
8.0000
10.000
12.000
14.000
16.000
18.000
20.000
FRI, OCT 16 2009 17:32
LINE FLOW (MW)

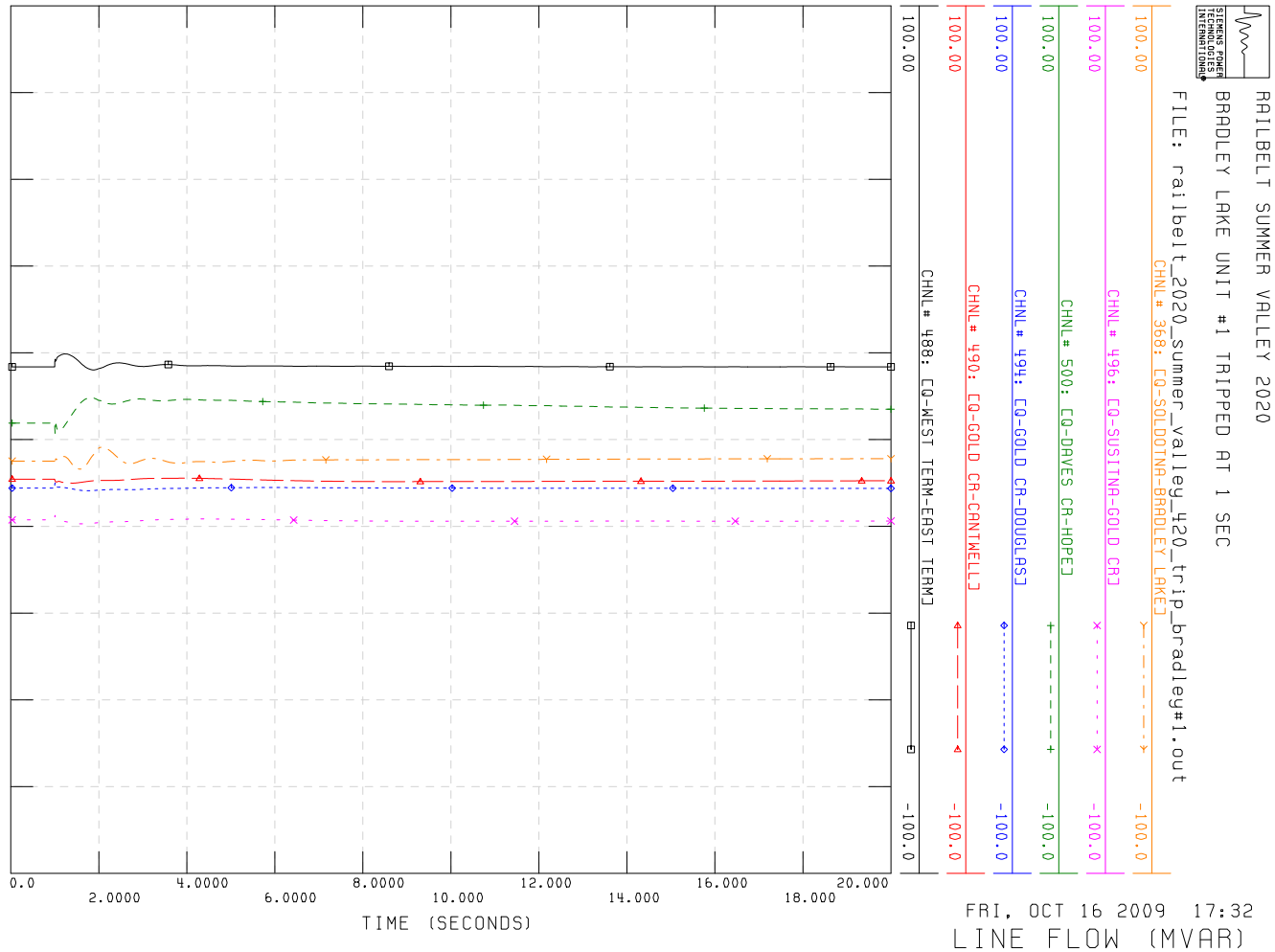
RAILBELT SUMMER VALLEY 2020
BRADLEY LAKE UNIT #1 TRIPPED AT 1 SEC
FILE: railbelt_2020_summer_valley_420_trip_bradley#1.out
CHNL# 368: CQ-SOLDOTNA-BRADLEY LAKE]
CHNL# 496: CQ-SUSITNA-GOLD CR]
CHNL# 500: CQ-DAVES CR-HOPE]
CHNL# 494: CQ-GOLD CR-DOUGLAS]
CHNL# 490: CQ-GOLD CR-CANTWELL]
100.00
-100.0
CHNL# 488: CQ-WEST TERM-EAST TERM]
TIME (SECONDS)
0.0
2.0000
4.0000
6.0000
8.0000
10.000
12.000
14.000
16.000
18.000
20.000
FRI, OCT 16 2009 17:32
LINE FLOW (MVAR)

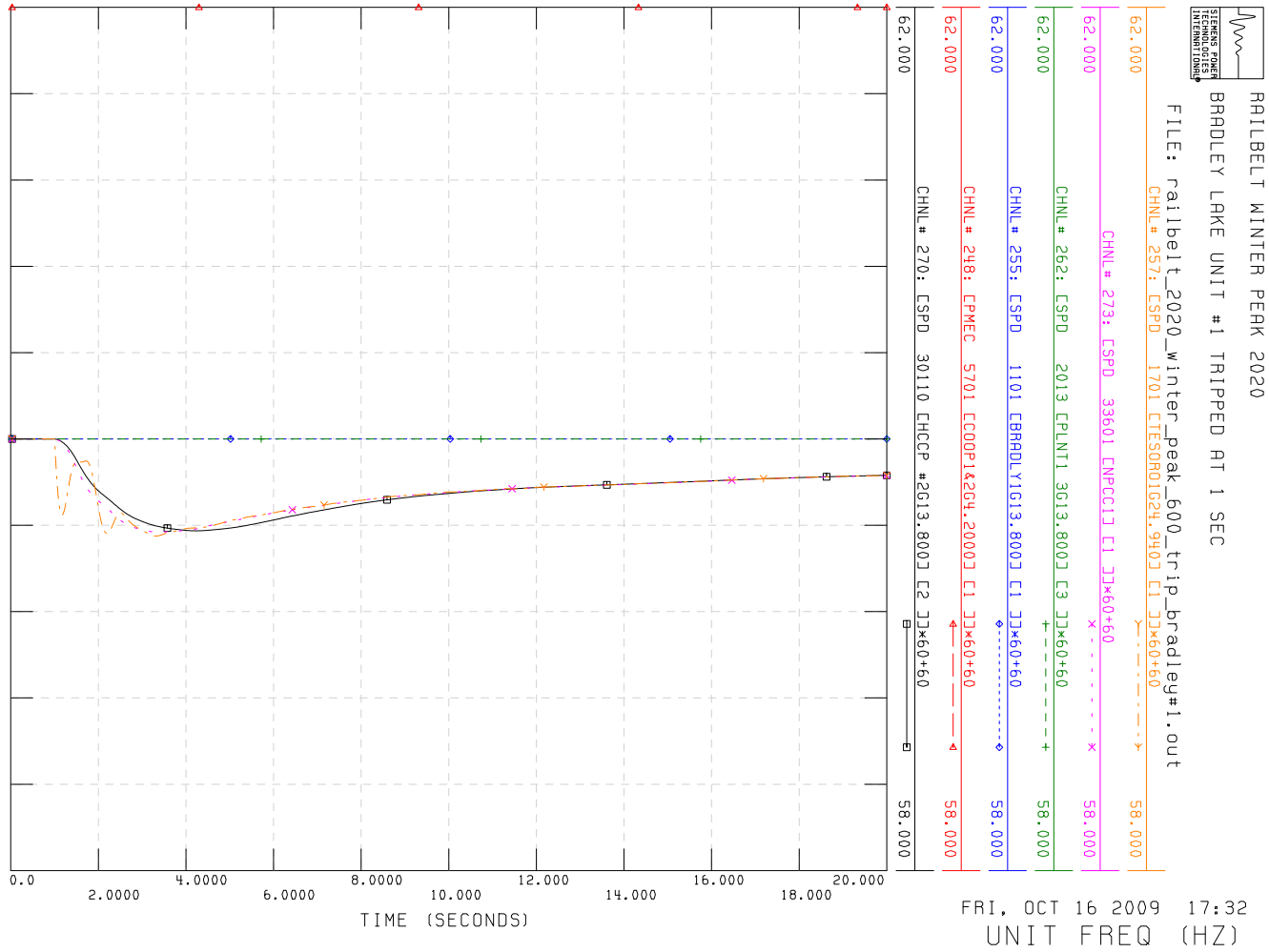
RAILBELT WINTER PEAK 2020
BRADLEY LAKE UNIT #1 TRIPPED AT 1 SEC
FILE: railbelt_2020_winter_peak_600_trip_bradley#1.out
CHNL# 257: CSPD 1701 CTESORO1G24.9400 C1 JJ×60+60
CHNL# 273: CSPD 33601 CNPCC1J C1 JJ×60+60
CHNL# 262: CSPD 2013 CPLNT1 3G13.800J C3 JJ×60+60
CHNL# 255: CSPD 1101 CBRADLY1G13.800J C1 JJ×60+60
CHNL# 248: CPMEC 5701 CCOOP1&2G4.2000J C1 JJ×60+60
CHNL# 270: CSPD 30110 CHCCP #2G13.800J C2 JJ×60+60
62.000
58.000
0.0
2.0000
4.0000
6.0000
8.0000
10.000
12.000
14.000
16.000
18.000
20.000
TIME (SECONDS)
FRI, OCT 16 2009 17:32
UNIT FREQ (HZ)

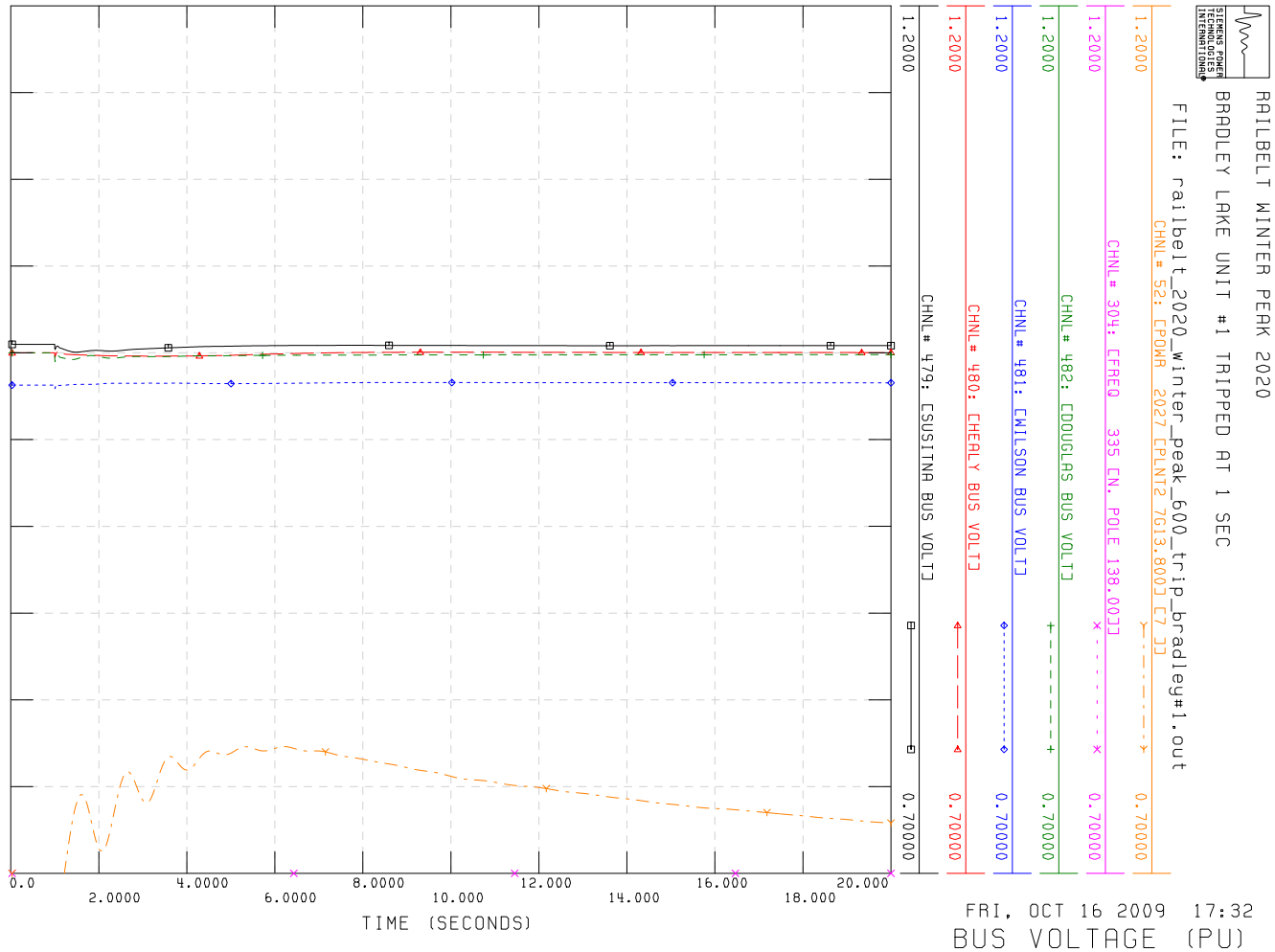
RAILBELT WINTER PEAK 2020
BRADLEY LAKE UNIT #1 TRIPPED AT 1 SEC
FILE: railbelt_2020_winter_peak_600_trip_bradley#1.out
CHNL# 52: CPOWR 2027 CPLNT2 7613.800J C7 JJ
CHNL# 304: CFREQ 335 CN. POLE 138.00JJ
CHNL# 482: CDOUGLAS BUS VOLTJ
CHNL# 481: CWILSON BUS VOLTJ
CHNL# 460: CHEALY BUS VOLTJ
CHNL# 479: CSUSITNA BUS VOLTJ
1.2000
0.70000
0.0
2.0000
4.0000
6.0000
8.0000
10.000
12.000
14.000
16.000
18.000
20.000
TIME (SECONDS)
FRI, OCT 16 2009 17:32
BUS VOLTAGE (PU)

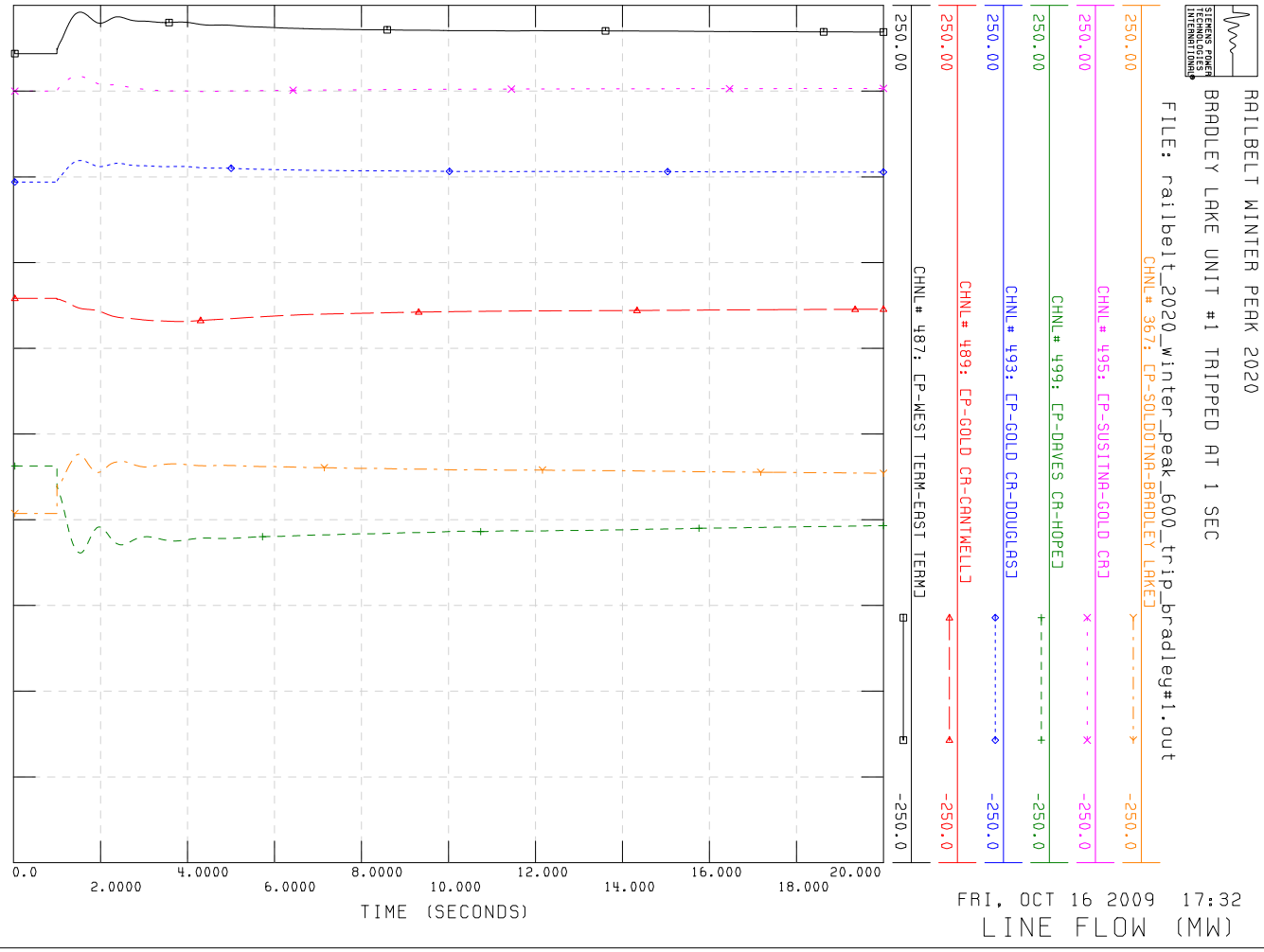
RAILBELT WINTER PEAK 2020
BRADLEY LAKE UNIT #1 TRIPPED AT 1 SEC
FILE: railbelt_2020_winter_peak_600_trip_bradley#1.out
CHNL# 367: CP-SOLDOTNA-BRADLEY LAKE
CHNL# 495: CP-SUSITNA-GOLD CR
CHNL# 499: CP-DAVES CR-HOPE
CHNL# 493: CP-GOLD CR-DOUGLAS
CHNL# 489: CP-GOLD CR-CANTWELL
CHNL# 487: CP-WEST TERM-EAST TERM
250.00
-250.0
TIME (SECONDS)
0.0
2.0000
4.0000
6.0000
8.0000
10.000
12.000
14.000
16.000
18.000
20.000
FRI, OCT 16 2009 17:32
LINE FLOW (MW)

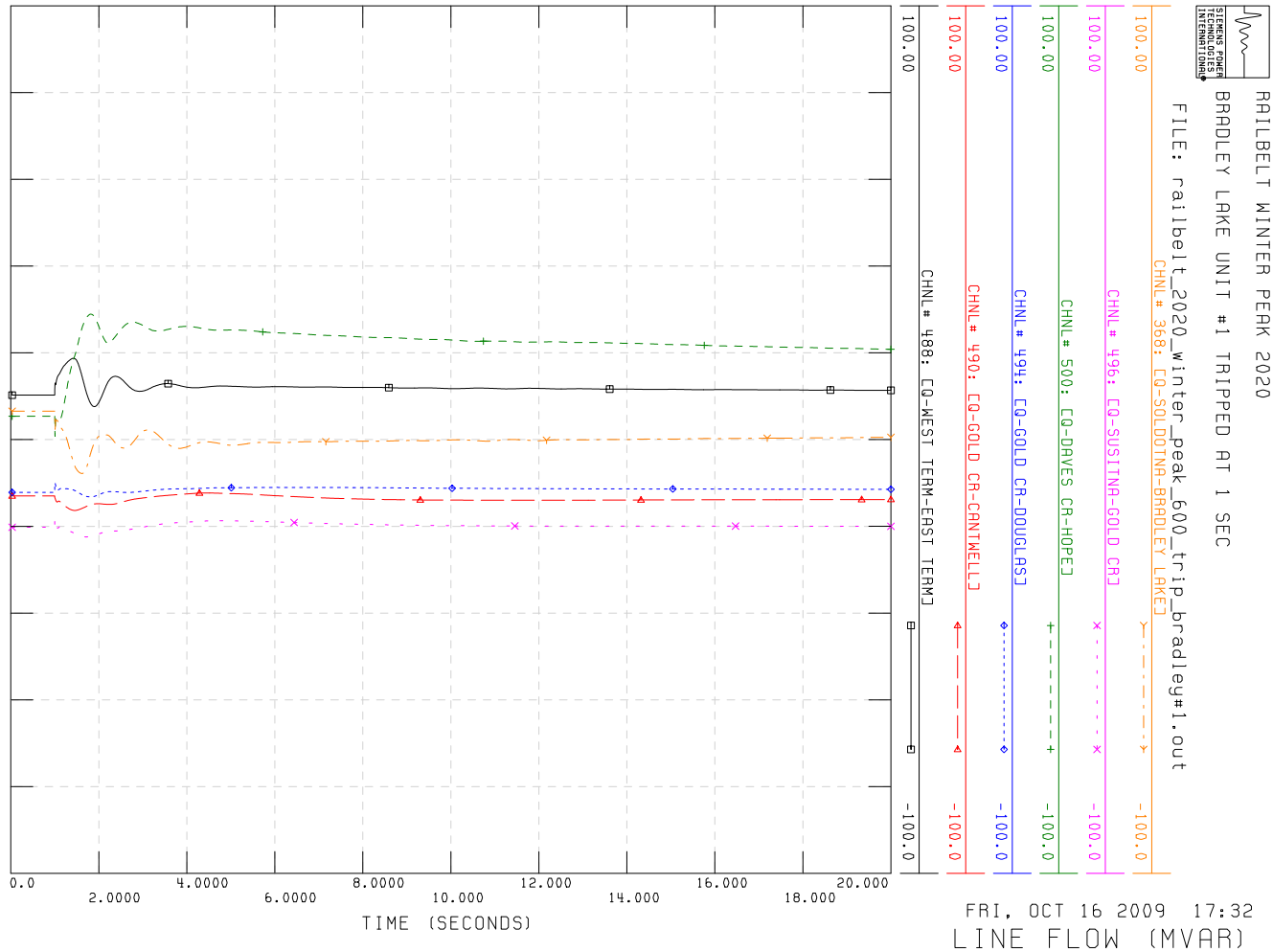
RAILBELT WINTER PEAK 2020
BRADLEY LAKE UNIT #1 TRIPPED AT 1 SEC
FILE: railbelt_2020_winter_peak_600_trip_bradley#1.out
CHNL# 368: CQ-SOLDOTNA-BRADLEY LAKE
CHNL# 496: CQ-SUSITNA-GOLD CR
CHNL# 500: CQ-DAVES CR-HOPE
CHNL# 494: CQ-GOLD CR-DOUGLAS
CHNL# 490: CQ-GOLD CR-CANTWELL
CHNL# 488: CQ-WEST TERM-EAST TERM
100.00
-100.0
TIME (SECONDS)
0.0
2.0000
4.0000
6.0000
8.0000
10.000
12.000
14.000
16.000
18.000
20.000
FRI, OCT 16 2009 17:32
LINE FLOW (MVAR)

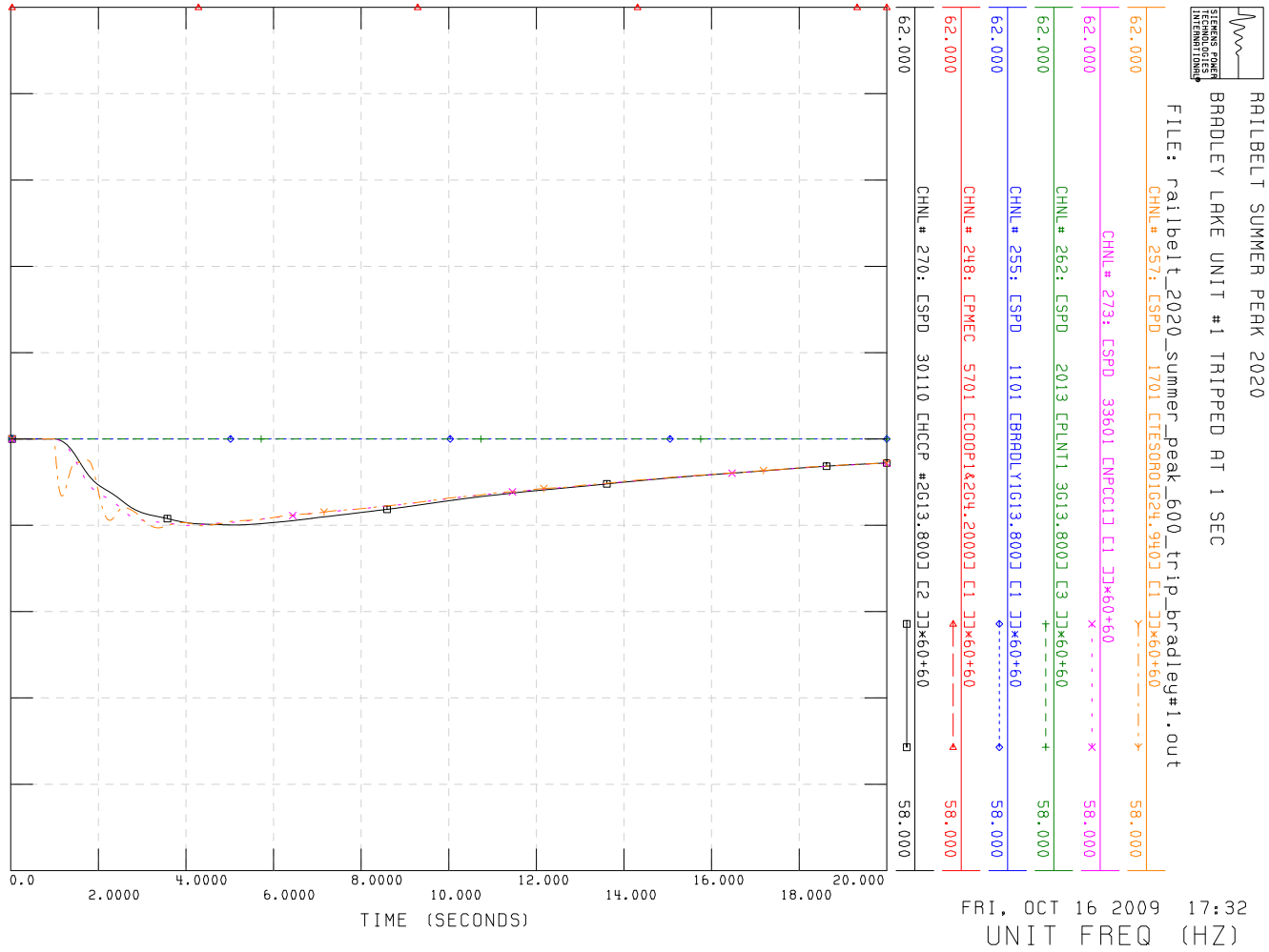
RAILBELT SUMMER PEAK 2020
BRADLEY LAKE UNIT #1 TRIPPED AT 1 SEC
FILE: railbelt_2020_summer_peak_600_trip_bradley#1.out
CHNL# 257: CSPD 1701 CTESORO1G24.9400 C1 JJ×60+60
CHNL# 273: CSPD 33601 CNPCC1J C1 JJ×CC+60
CHNL# 262: CSPD 2013 CPLNT1 3G13.800J C3 JJ×60+60
CHNL# 255: CSPD 1101 CBRADLY1G13.800J C1 JJ×60+60
CHNL# 248: CPMEC 5701 CCOOP1&2G4.2000J C1 JJ×60+60
CHNL# 270: CSPD 30110 CHCCP #2G13.800J C2 JJ×60+60
62.000
58.000
0.0
2.0000
4.0000
6.0000
8.0000
10.000
12.000
14.000
16.000
18.000
20.000
TIME (SECONDS)
FRI, OCT 16 2009 17:32
UNIT FREQ (HZ)

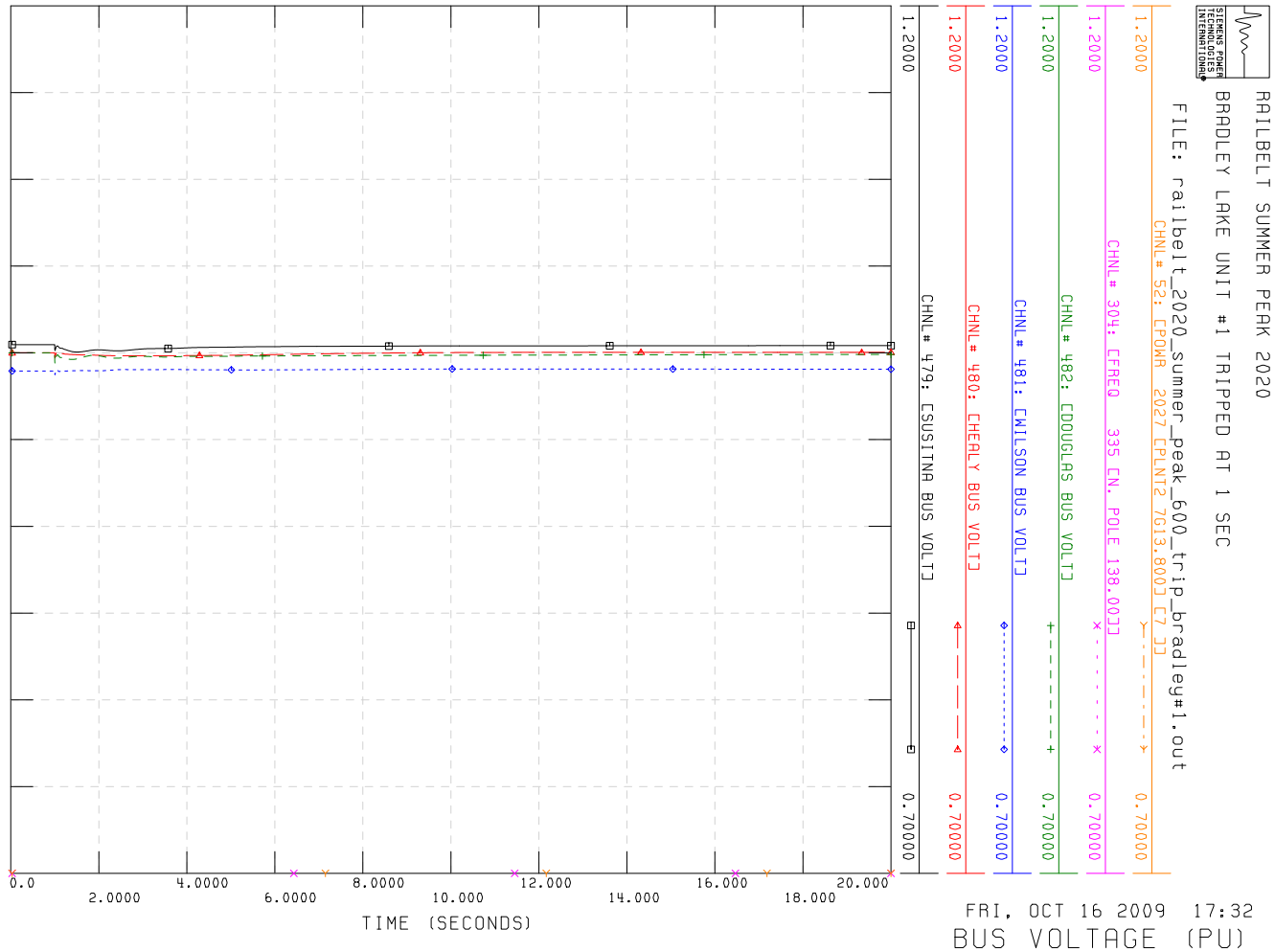
RAILBELT SUMMER PEAK 2020
BRADLEY LAKE UNIT #1 TRIPPED AT 1 SEC
FILE: railbelt_2020_summer_peak_600_trip_bradley#1.out
CHNL# 52: CPOWR 2027 CPLNT2 7G13.800J C7 JJ
CHNL# 304: CFREQ 335 CN. POLE 138.00JJ
CHNL# 482: CDOUGLAS BUS VOLTJ
CHNL# 481: CWILSON BUS VOLTJ
CHNL# 460: CHEALY BUS VOLTJ
CHNL# 479: CSUSITNA BUS VOLTJ
1.2000
0.70000
0.0
2.0000
4.0000
6.0000
8.0000
10.000
12.000
14.000
16.000
18.000
20.000
TIME (SECONDS)
FRI, OCT 16 2009 17:32
BUS VOLTAGE (PU)

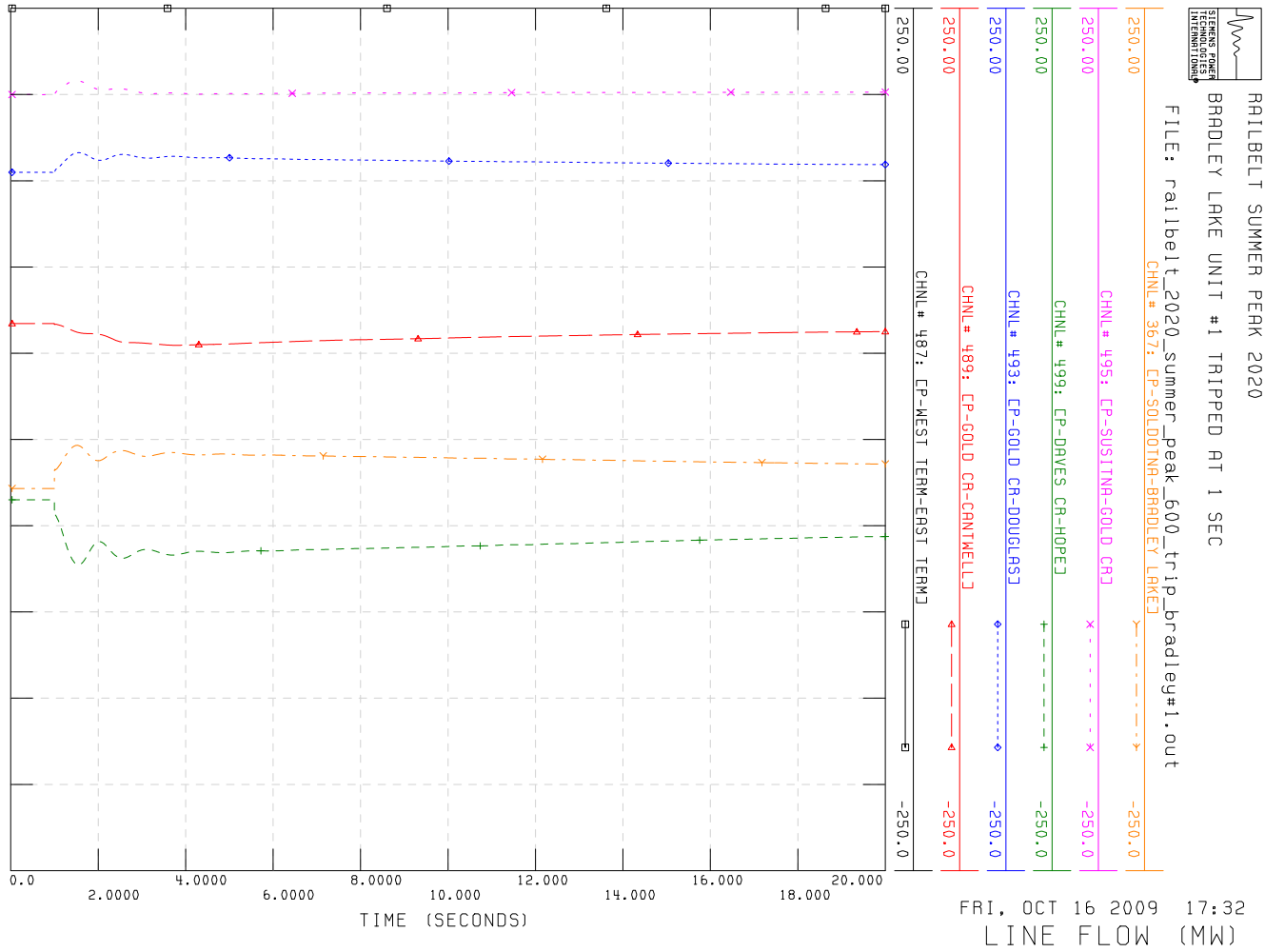
RAILBELT SUMMER PEAK 2020
BRADLEY LAKE UNIT #1 TRIPPED AT 1 SEC
FILE: railbelt_2020_summer_peak_600_trip_bradley#1.out
CHNL# 367: EP-SOLDOTNA-BRADLEY LAKE
CHNL# 495: EP-SUSITNA-GOLD CR
CHNL# 499: EP-DAVES CR-HOPE
CHNL# 493: EP-GOLD CR-DOUGLAS
CHNL# 489: EP-GOLD CR-CANTWELL
CHNL# 487: EP-WEST TERM-EAST TERM
250.00
-250.0
TIME (SECONDS)
0.0
2.0000
4.0000
6.0000
8.0000
10.000
12.000
14.000
16.000
18.000
20.000
FRI, OCT 16 2009 17:32
LINE FLOW (MW)

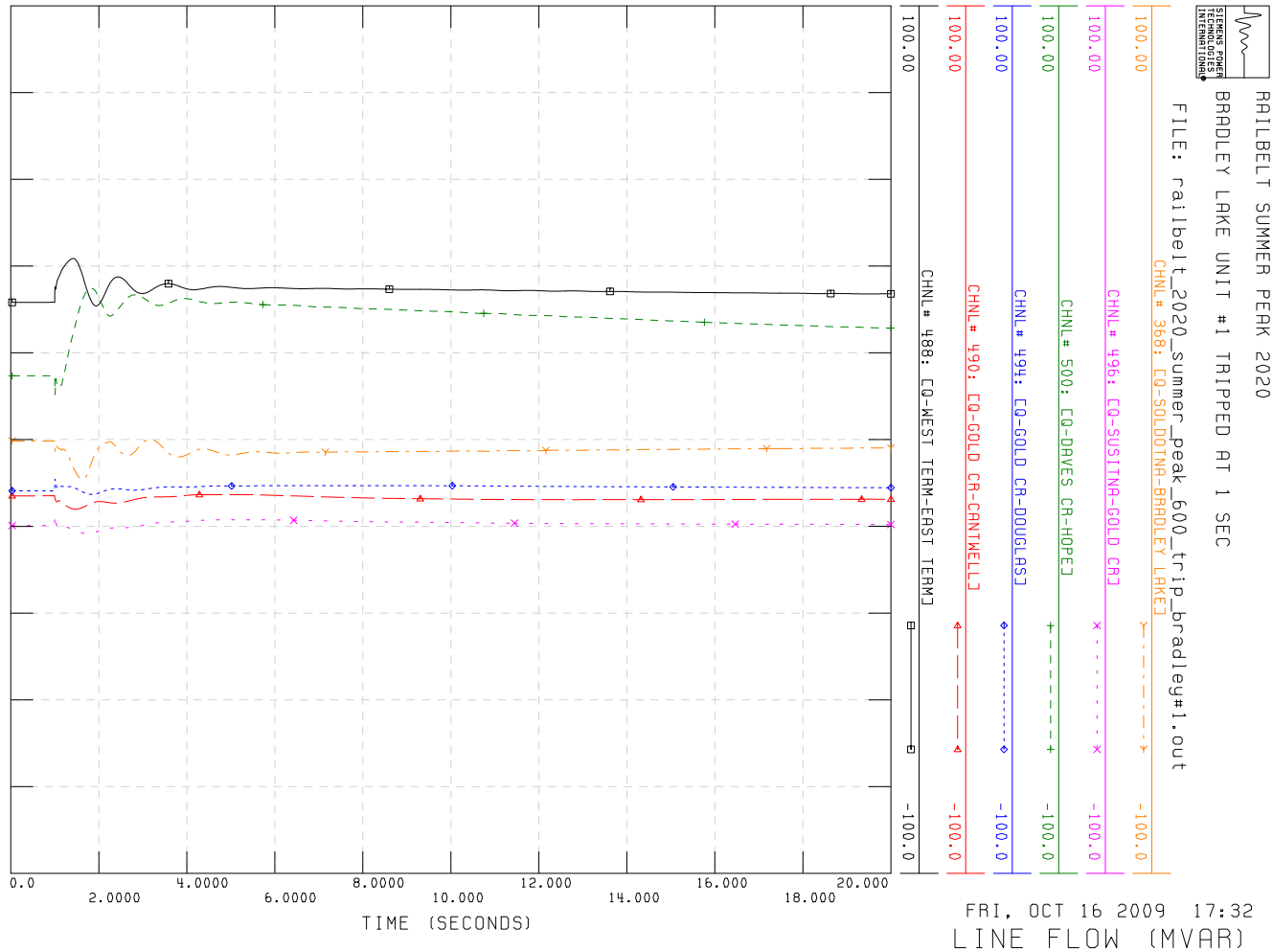
RAILBELT SUMMER PEAK 2020
BRADLEY LAKE UNIT #1 TRIPPED AT 1 SEC
FILE: railbelt_2020_summer_peak_600_trip_bradley#1.out
CHNL# 368: CQ-SOLDOTNA-BRADLEY LAKE
CHNL# 496: CQ-SUSITNA-GOLD CR
CHNL# 500: CQ-DAVES CR-HOPE
CHNL# 494: CQ-GOLD CR-DOUGLAS
CHNL# 490: CQ-GOLD CR-CANTWELL
CHNL# 488: CQ-WEST TERM-EAST TERM
100.00
-100.0
TIME (SECONDS)
0.0
2.0000
4.0000
6.0000
8.0000
10.000
12.000
14.000
16.000
18.000
20.000
FRI, OCT 16 2009 17:32
LINE FLOW (MVAR)

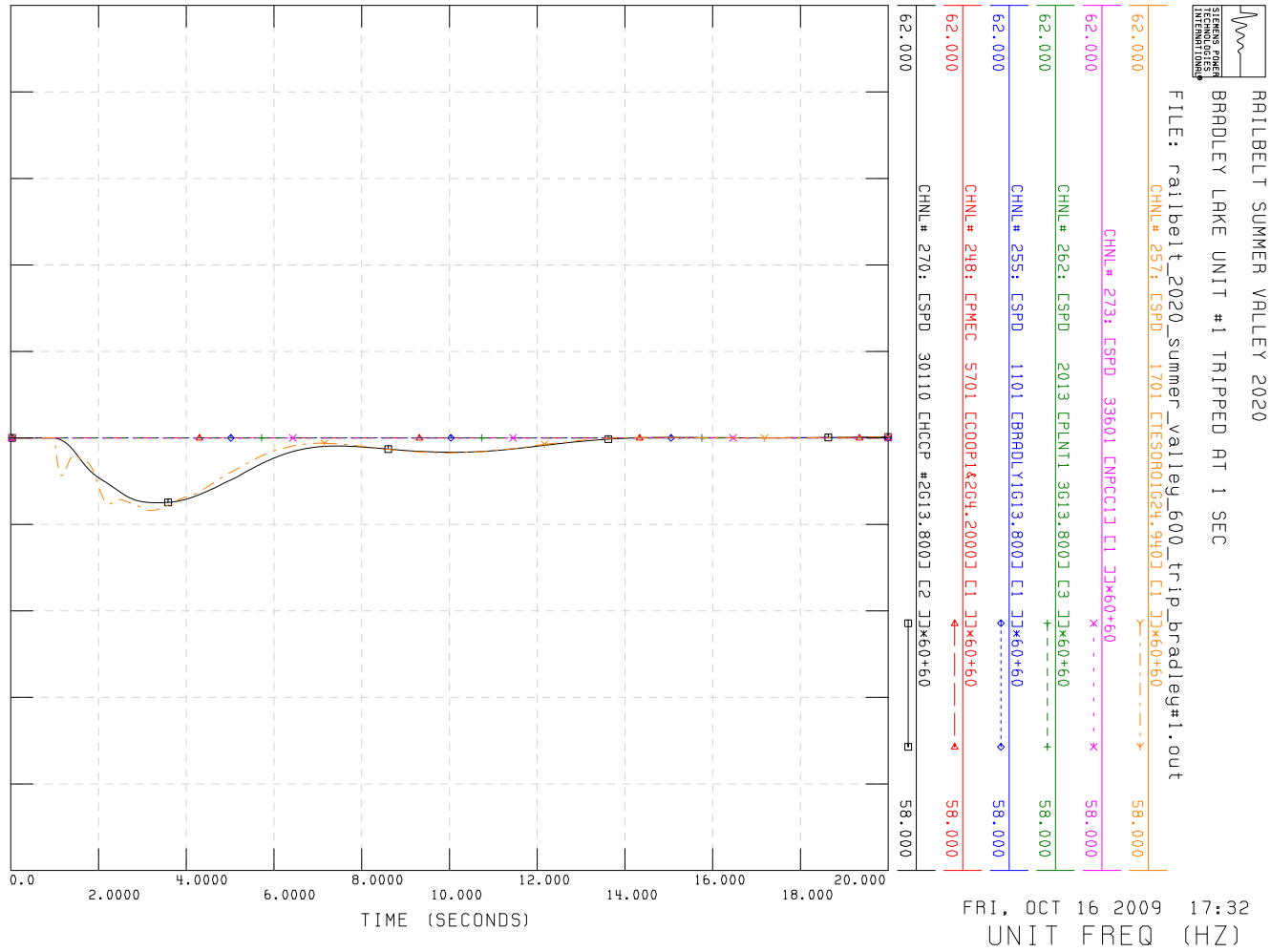
RAILBELT SUMMER VALLEY 2020
BRADLEY LAKE UNIT #1 TRIPPED AT 1 SEC
FILE: railbelt_2020_summer_valley_600_trip_bradley#1.out
CHNL# 257: CSPD 1701 CTESORO1G24.9kVJ C1 JJ×60+60
CHNL# 273: CSPD 33601 CNPCC1J C1 JJ×60+60
CHNL# 262: CSPD 2013 CPLNT1 3G13.800J C3 JJ×60+60
CHNL# 255: CSPD 1101 CBRADLY1G13.800J C1 JJ×60+60
CHNL# 248: CPMEC 5701 CCOOP1&2G4.2000J C1 JJ×60+60
CHNL# 270: CSPD 30110 CHCCP #2G13.800J C2 JJ×60+60
62.000
58.000
0.0
2.0000
4.0000
6.0000
8.0000
10.000
12.000
14.000
16.000
18.000
20.000
TIME (SECONDS)
FRI, OCT 16 2009 17:32
UNIT FREQ (HZ)

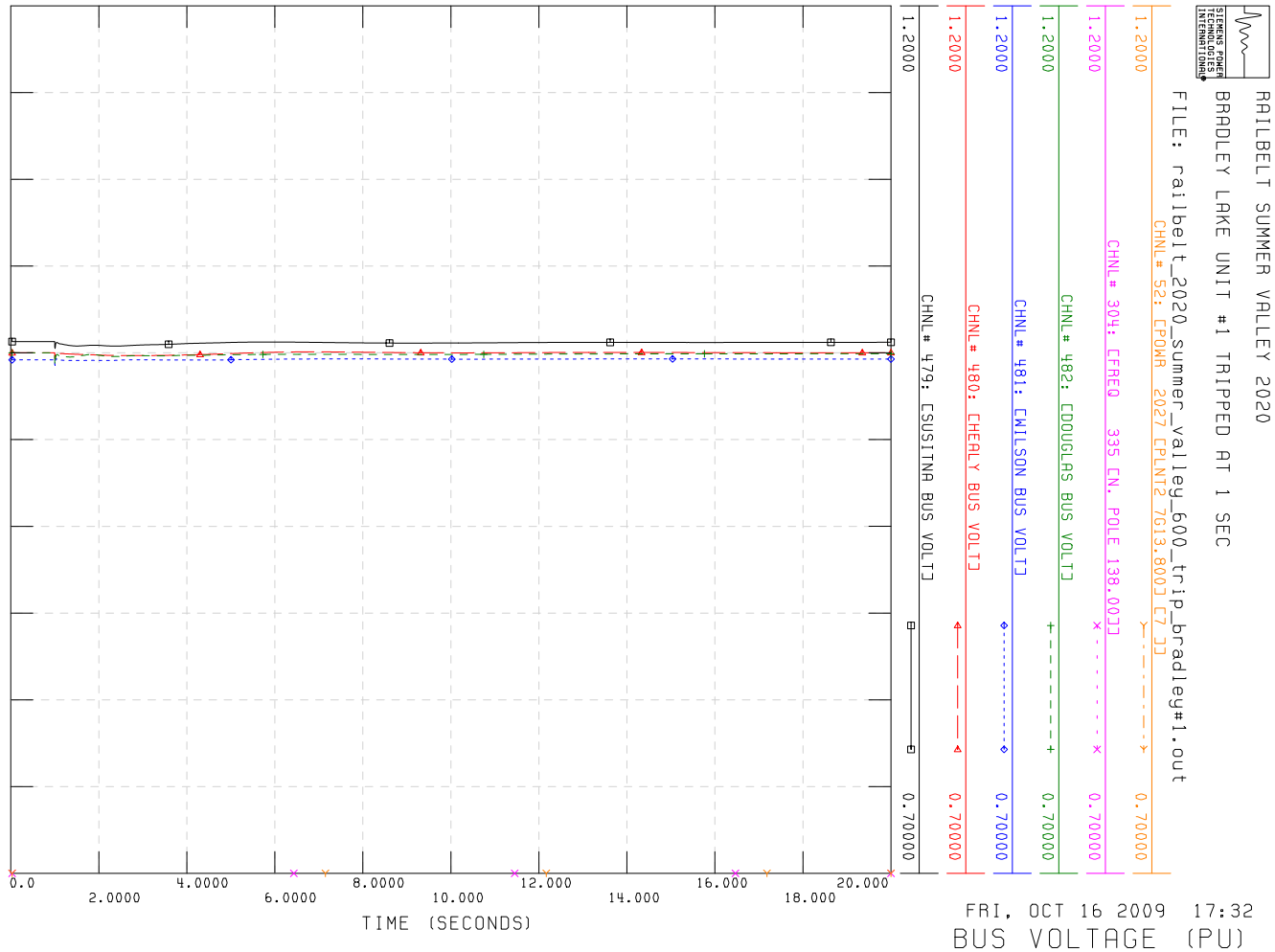
RAILBELT SUMMER VALLEY 2020
BRADLEY LAKE UNIT #1 TRIPPED AT 1 SEC
FILE: railbelt_2020_summer_valley_600_trip_bradley#1.out
CHNL# 52: CPOWR 2027 CPLNT2 7G13.800J C7 JJ
CHNL# 304: CFREQ 335 CN. POLE 138.00JJ
CHNL# 482: CDOUGLAS BUS VOLTJ
CHNL# 481: CWILSON BUS VOLTJ
CHNL# 480: CHEALY BUS VOLTJ
CHNL# 479: CSUSITNA BUS VOLTJ
1.2000
0.70000
0.0
2.0000
4.0000
6.0000
8.0000
10.000
12.000
14.000
16.000
18.000
20.000
TIME (SECONDS)
FRI, OCT 16 2009 17:32
BUS VOLTAGE (PU)

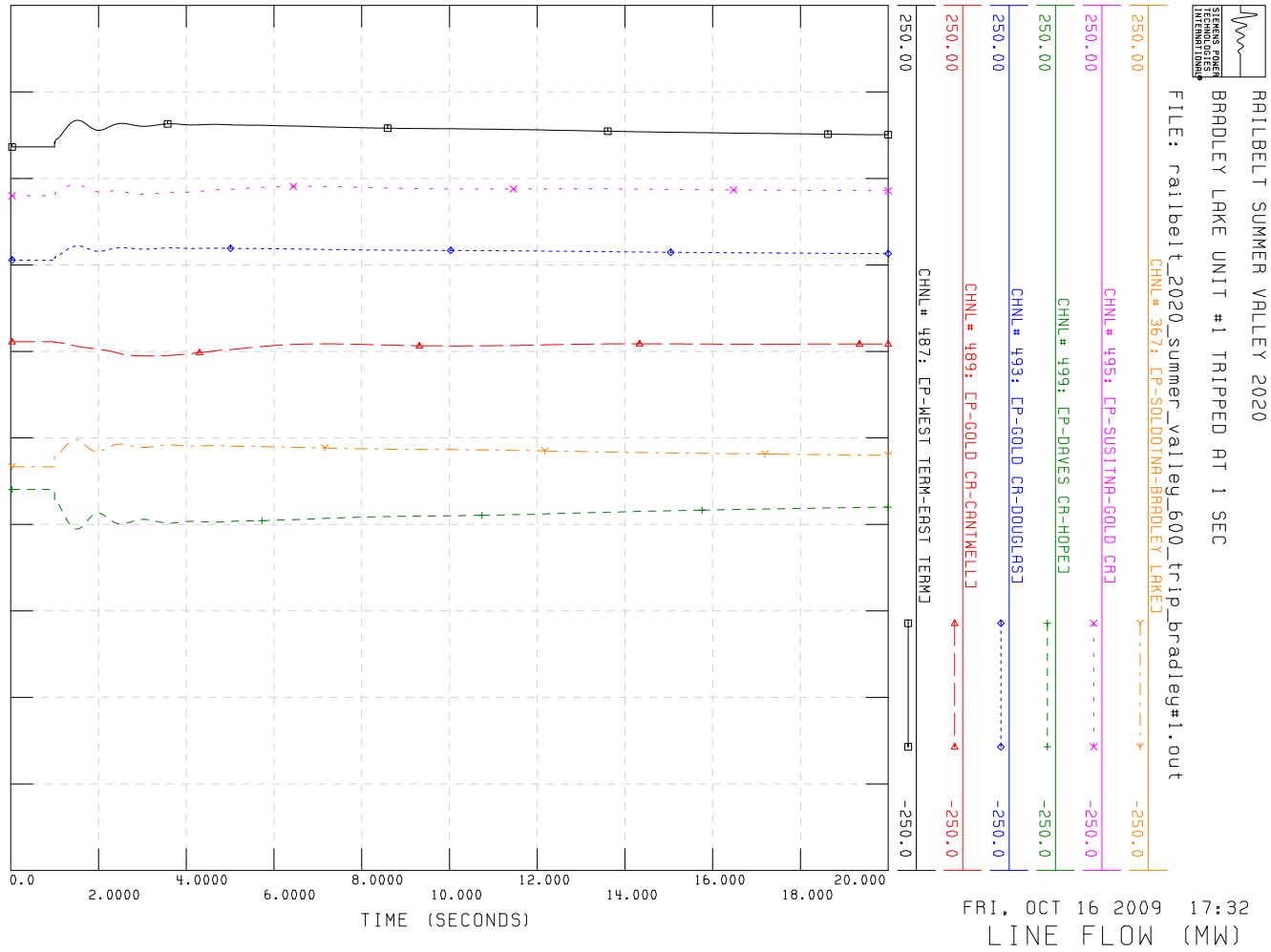
RAILBELT SUMMER VALLEY 2020
BRADLEY LAKE UNIT #1 TRIPPED AT 1 SEC
FILE: railbelt_2020_summer_valley_600_trip_bradley#1.out
CHNL# 367: EP-SOLDOTNA-BRADLEY LAKE
CHNL# 495: EP-SUSITNA-GOLD CRJ
CHNL# 499: EP-DAVES CR-HOPEJ
CHNL# 493: EP-GOLD CR-DOUGLASJ
CHNL# 489: EP-GOLD CR-CANTWELLJ
250.00
-250.0
CHNL# 487: EP-WEST TERM-EAST TERMJ
0.0
2.0000
4.0000
6.0000
8.0000
10.000
12.000
14.000
16.000
18.000
20.000
TIME (SECONDS)
FRI, OCT 16 2009 17:32
LINE FLOW (MW)

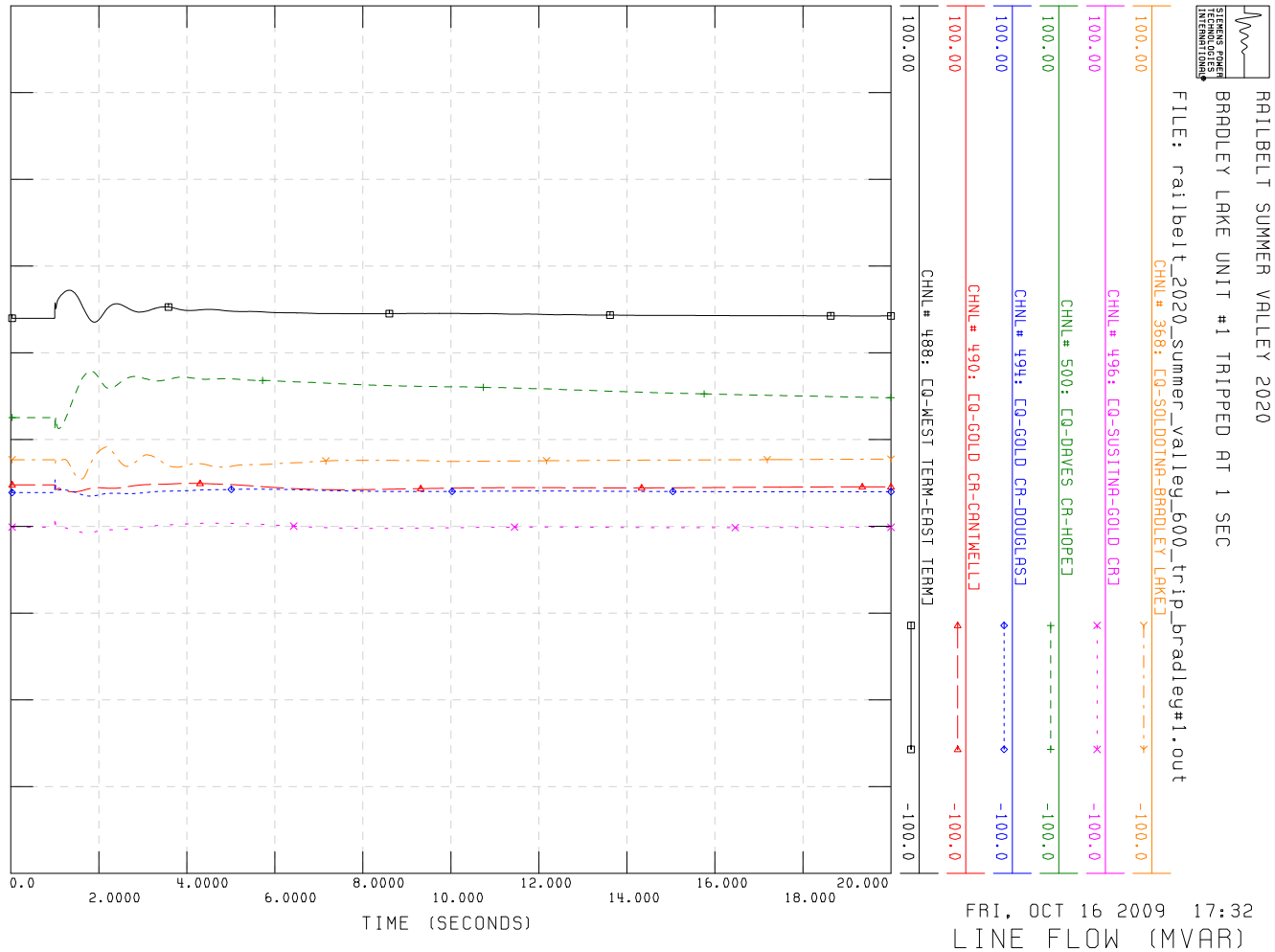
RAILBELT SUMMER VALLEY 2020
BRADLEY LAKE UNIT #1 TRIPPED AT 1 SEC
FILE: railbelt_2020_summer_valley_600_trip_bradley#1.out
CHNL# 368: CQ-SOLDOTNA-BRADLEY LAKEJ
CHNL# 496: CQ-SUSITNA-GOLD CRJ
CHNL# 500: CQ-DAVES CR-HOPEJ
CHNL# 494: CQ-GOLD CR-DOUGLASJ
CHNL# 490: CQ-GOLD CR-CANTWELLJ
100.00
-100.0
CHNL# 488: CQ-WEST TERM-EAST TERMJ
0.0
2.0000
4.0000
6.0000
8.0000
10.000
12.000
14.000
16.000
18.000
20.000
TIME (SECONDS)
FRI, OCT 16 2009 17:32
LINE FLOW (MVAR)

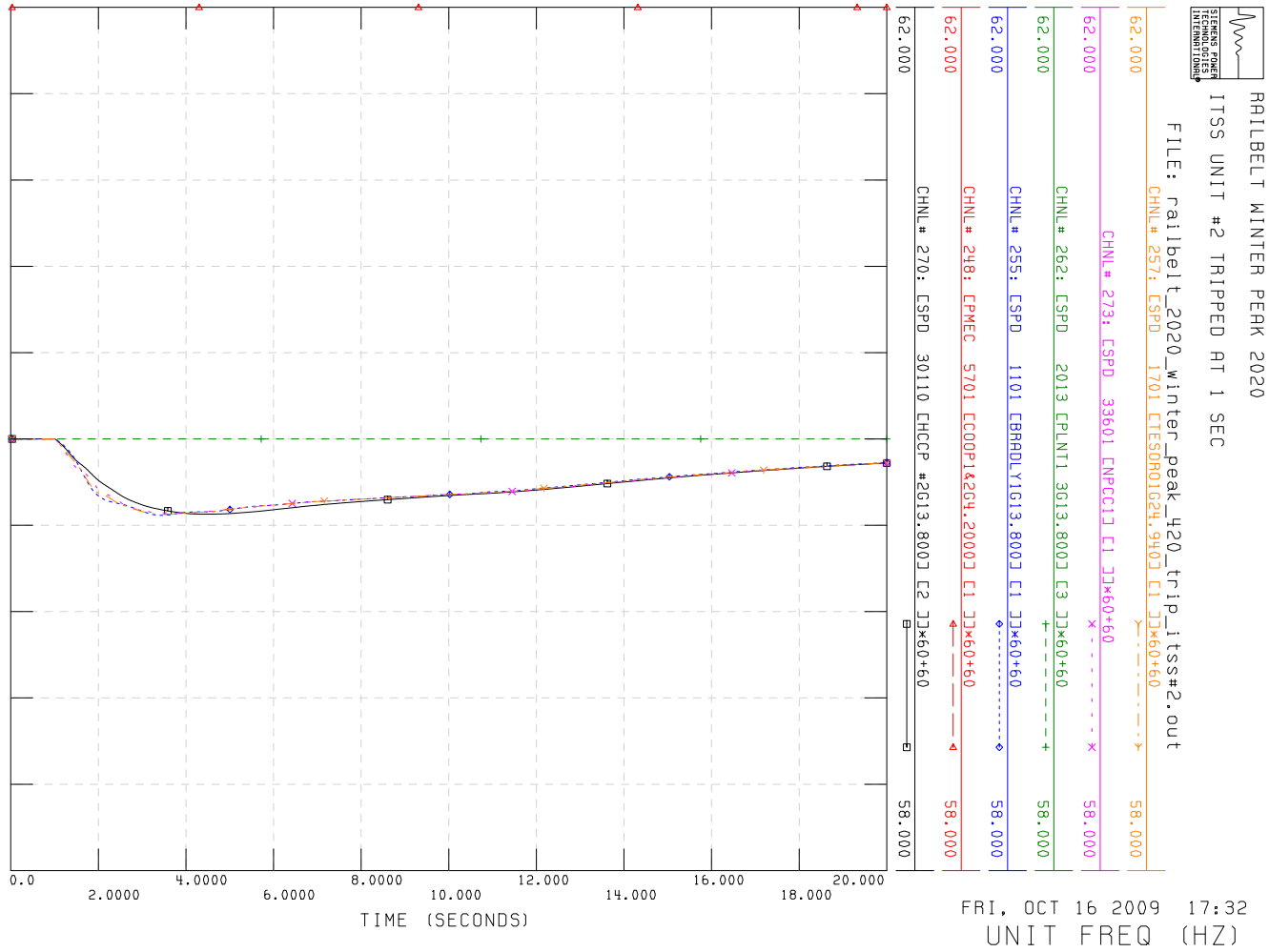
RAILBELT WINTER PEAK 2020
ITSS UNIT #2 TRIPPED AT 1 SEC
FILE: railbelt_2020_winter_peak_420_trip_itss#2.out
CHNL# 257: CSPD 1701 CTESORO1G24.9400 C1 JJ×60+60
CHNL# 273: CSPD 33601 CNPCC1J C1 JJ×60+60
CHNL# 262: CSPD 2013 CPLNT1 3G13.8000 C3 JJ×60+60
CHNL# 255: CSPD 1101 CBRADLY1G13.8000 C1 JJ×60+60
CHNL# 248: CPMEC 5701 CCOOP1&2G4.2000 C1 JJ×60+60
CHNL# 270: CSPD 30110 CHCCP #2G13.8000 C2 JJ×60+60
62.000
58.000
0.0
2.0000
4.0000
6.0000
8.0000
10.000
12.000
14.000
16.000
18.000
20.000
TIME (SECONDS)
FRI, OCT 16 2009 17:32
UNIT FREQ (HZ)

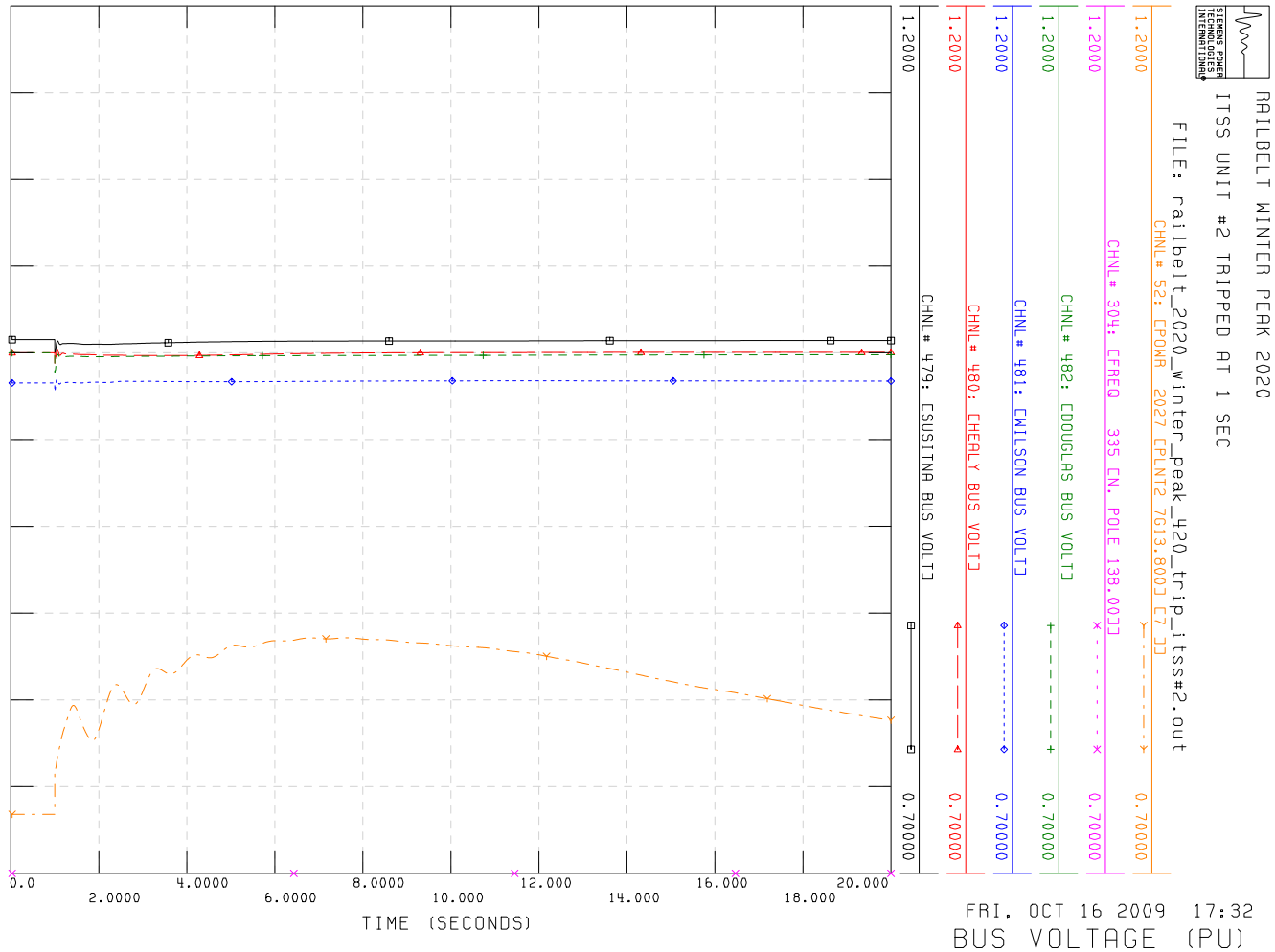
RAILBELT WINTER PEAK 2020
ITSS UNIT #2 TRIPPED AT 1 SEC
FILE: railbelt_2020_winter_peak_420_trip_itss#2.out
CHNL# 52: CPOWR 2027 CPLNT2 7G13.8000 C7 JJ
CHNL# 304: CFREQ 335 CN. POLE 138.000
CHNL# 482: CDOUGLAS BUS VOLT
CHNL# 481: CWILSON BUS VOLT
CHNL# 480: CHEALY BUS VOLT
CHNL# 479: CSUSITNA BUS VOLT
1.2000
0.70000
0.0
2.0000
4.0000
6.0000
8.0000
10.000
12.000
14.000
16.000
18.000
20.000
TIME (SECONDS)
FRI, OCT 16 2009 17:32
BUS VOLTAGE (PU)

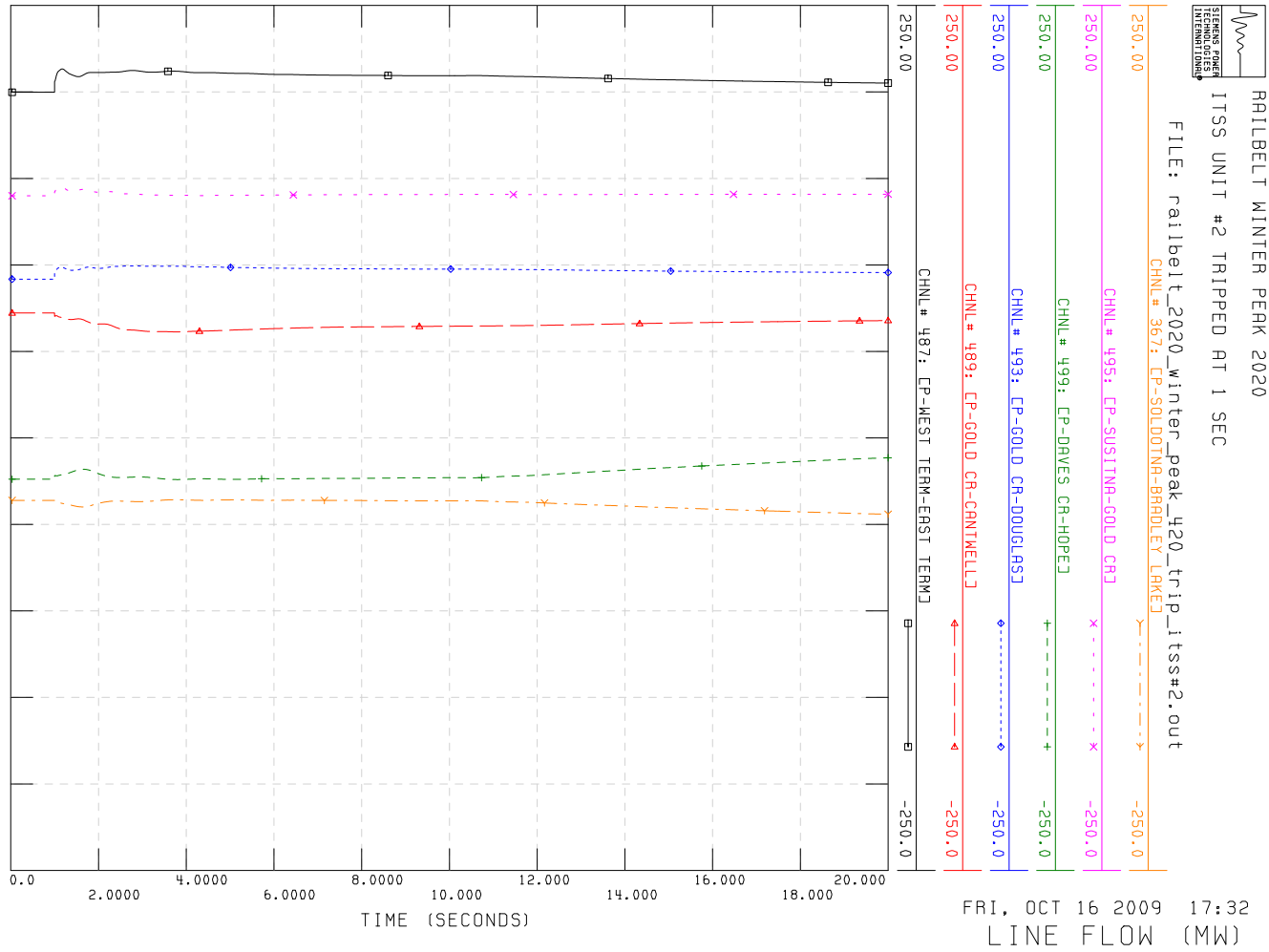
RAILBELT WINTER PEAK 2020
ITSS UNIT #2 TRIPPED AT 1 SEC
FILE: railbelt_2020_winter_peak_420_trip_itss#2.out
CHNL# 367: CP-SOLDOTNA-BRADLEY LAKE
CHNL# 495: CP-SUSITNA-GOLD CR
CHNL# 499: CP-DAVES CR-HOPE
CHNL# 493: CP-GOLD CR-DOUGLAS
CHNL# 489: CP-GOLD CR-CANTWELL
CHNL# 487: CP-WEST TERM-EAST TERM
250.00
-250.0
TIME (SECONDS)
0.0
2.0000
4.0000
6.0000
8.0000
10.000
12.000
14.000
16.000
18.000
20.000
FRI, OCT 16 2009 17:32
LINE FLOW (MW)

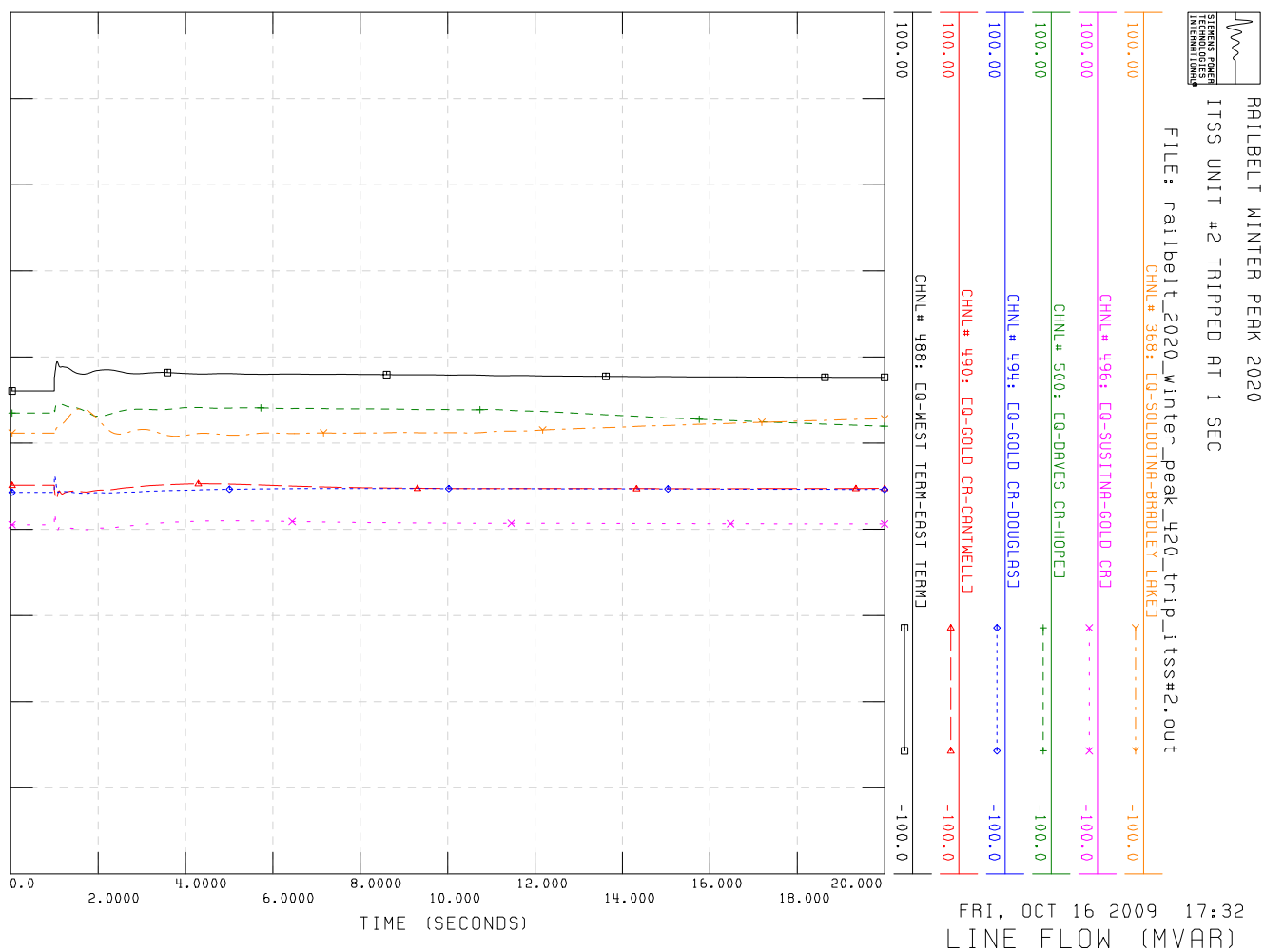
RAILBELT WINTER PEAK 2020
ITSS UNIT #2 TRIPPED AT 1 SEC
FILE: railbelt_2020_winter_peak_420_trip_itss#2.out
CHNL# 368: CQ-SOLDOTNA-BRADLEY LAKE
CHNL# 496: CQ-SUSITNA-GOLD CR
CHNL# 500: CQ-DAVES CR-HOPE
CHNL# 494: CQ-GOLD CR-DOUGLAS
CHNL# 490: CQ-GOLD CR-CANTWELL
CHNL# 488: CQ-WEST TERM-EAST TERM
100.00
-100.0
TIME (SECONDS)
0.0
2.0000
4.0000
6.0000
8.0000
10.000
12.000
14.000
16.000
18.000
20.000
FRI, OCT 16 2009 17:32
LINE FLOW (MVAR)

RAILBELT SUMMER PEAK 2020

ITSS UNIT #2 TRIPPED AT 1 SEC

FILE: railbelt_2020_summer_peak_420_trip_itss#2.out

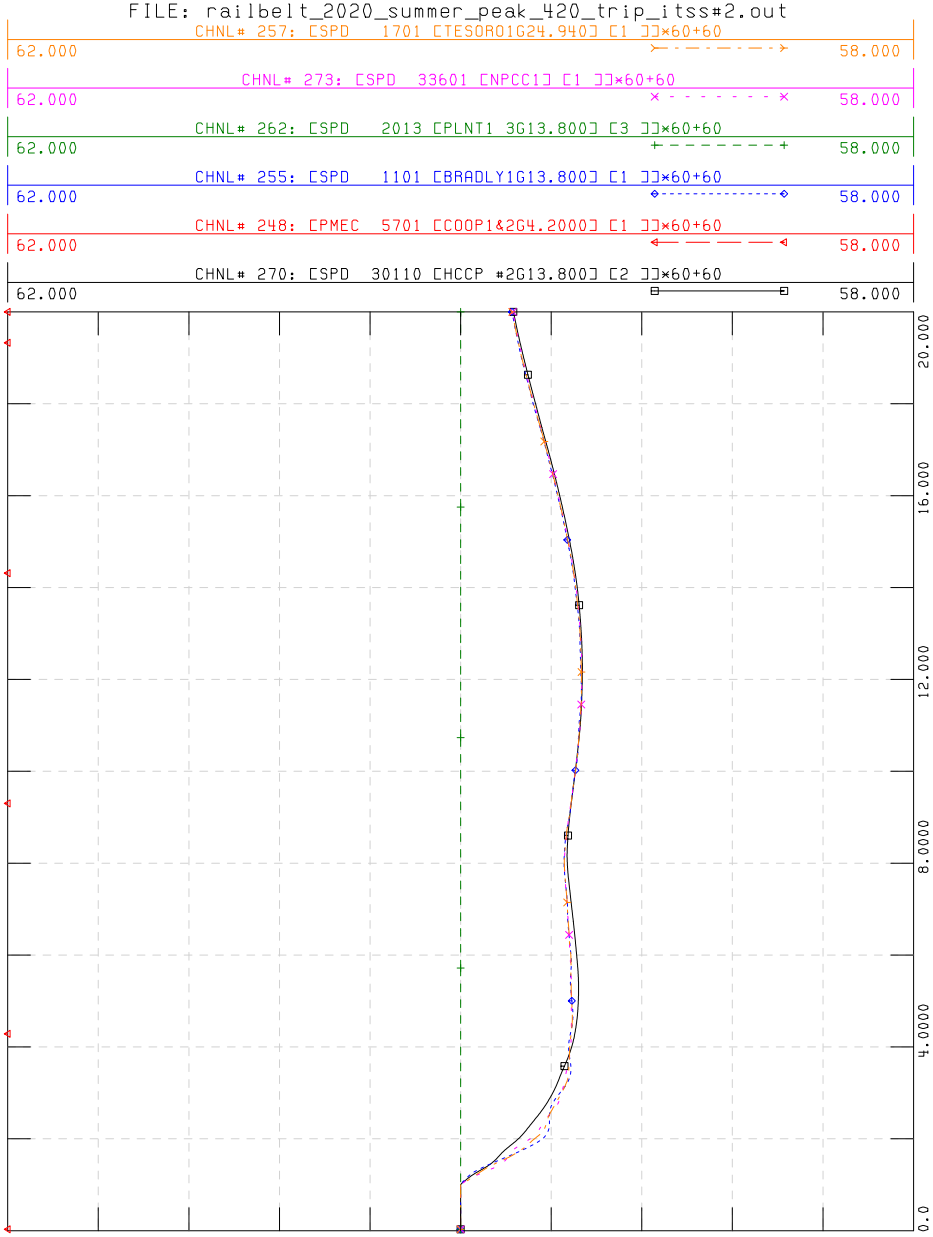

FRI, OCT 16 2009 17:32

UNIT FREQ (HZ)

RAILBELT SUMMER PEAK 2020

ITSS UNIT #2 TRIPPED AT 1 SEC

FILE: railbelt_2020_summer_peak_420_trip_itss#2.out

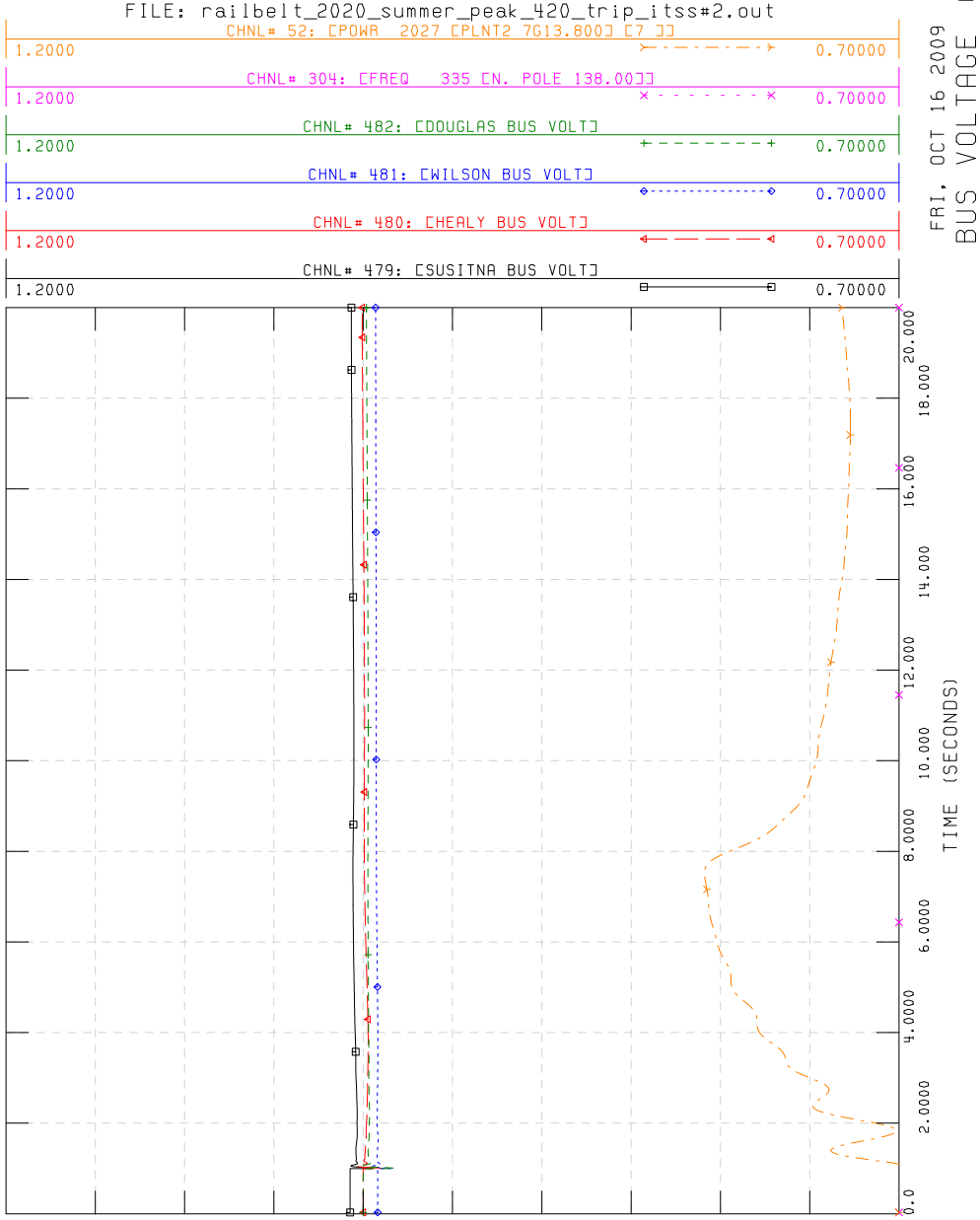

FRI, OCT 16 2009 17:32

BUS VOLTAGE (PU)

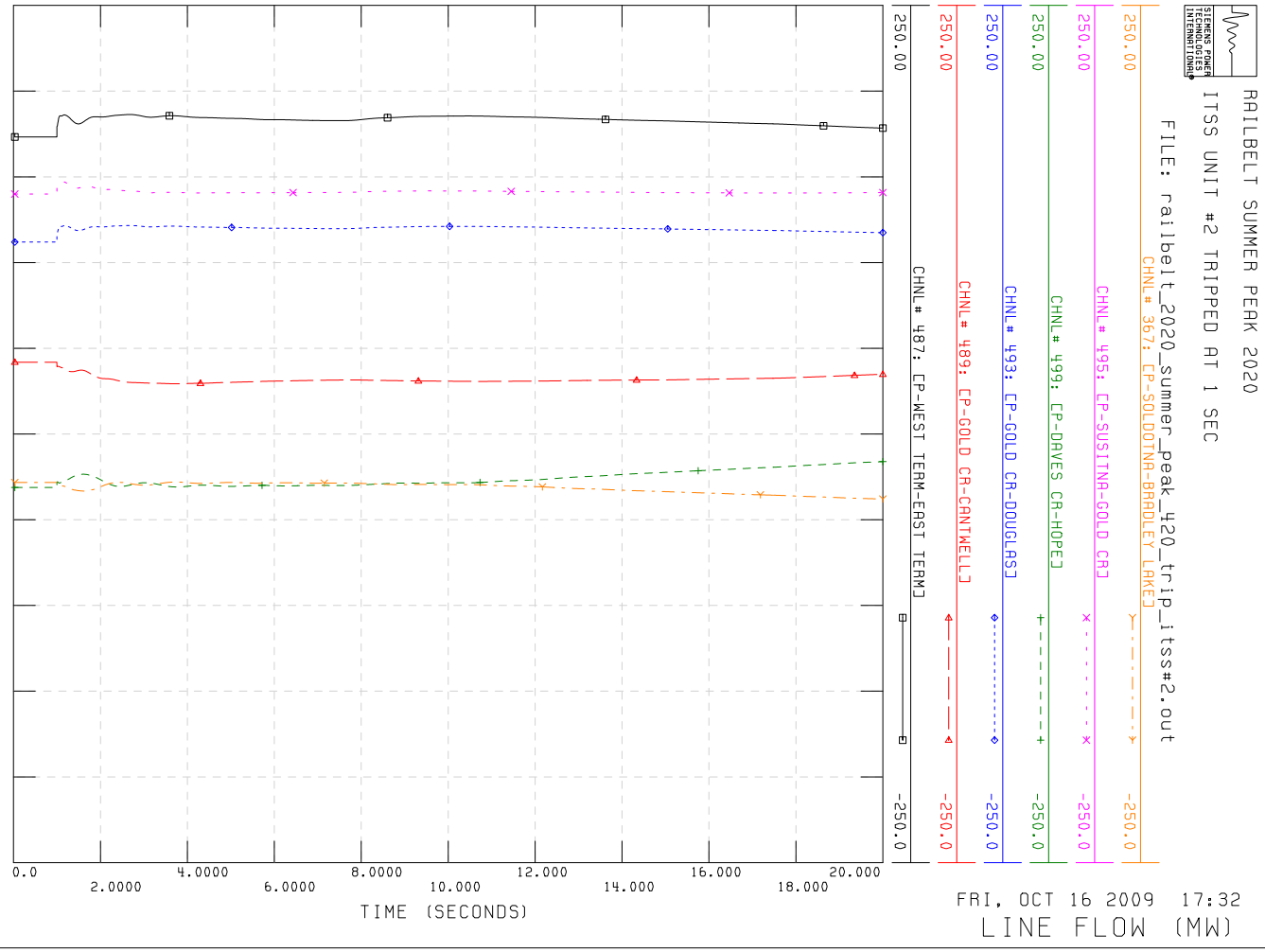
RAILBELT SUMMER PEAK 2020
ITSS UNIT #2 TRIPPED AT 1 SEC
FILE: railbelt_2020_summer_peak_420_trip_itss#2.out
CHNL# 367: EP-SOLDOTNA-BRADLEY LAKE
CHNL# 495: EP-SUSITNA-GOLD CR
CHNL# 499: EP-DAVES CR-HOPE
CHNL# 493: EP-GOLD CR-DOUGLAS
CHNL# 489: EP-GOLD CR-CANTWELL
CHNL# 487: EP-WEST TERM-EAST TERM
250.00
-250.0
TIME (SECONDS)
0.0
2.0000
4.0000
6.0000
8.0000
10.000
12.000
14.000
16.000
18.000
20.000
FRI, OCT 16 2009 17:32
LINE FLOW (MW)

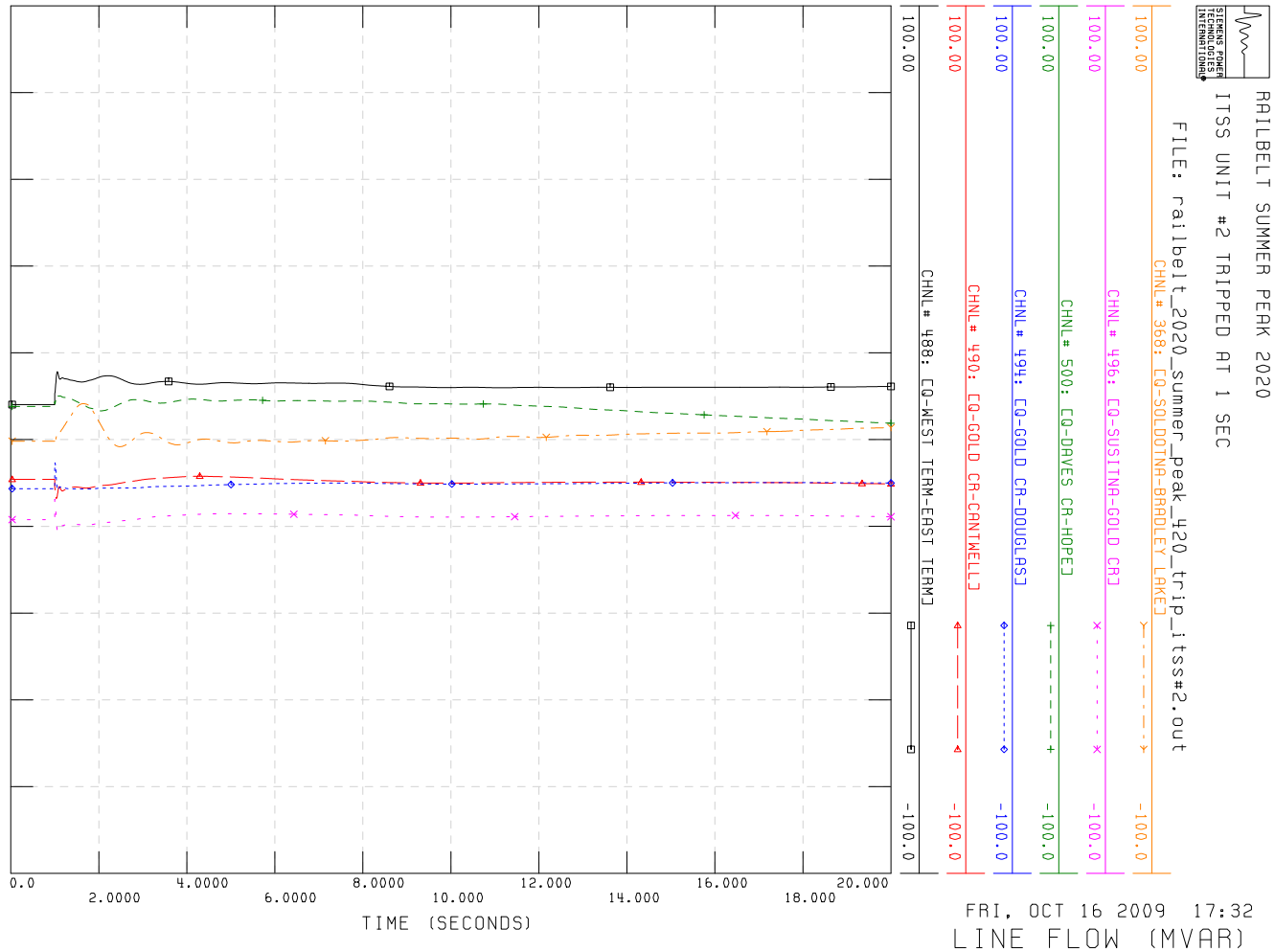
RAILBELT SUMMER PEAK 2020
ITSS UNIT #2 TRIPPED AT 1 SEC
FILE: railbelt_2020_summer_peak_420_trip_itss#2.out
CHNL# 368: EQ-SOLDOTNA-BRADLEY LAKE
CHNL# 496: EQ-SUSITNA-GOLD CR
CHNL# 500: EQ-DAVES CR-HOPE
CHNL# 494: EQ-GOLD CR-DOUGLAS
CHNL# 490: EQ-GOLD CR-CANTWELL
CHNL# 488: EQ-WEST TERM-EAST TERM
100.00
-100.0
TIME (SECONDS)
0.0
2.0000
4.0000
6.0000
8.0000
10.000
12.000
14.000
16.000
18.000
20.000
FRI, OCT 16 2009 17:32
LINE FLOW (MVAR)

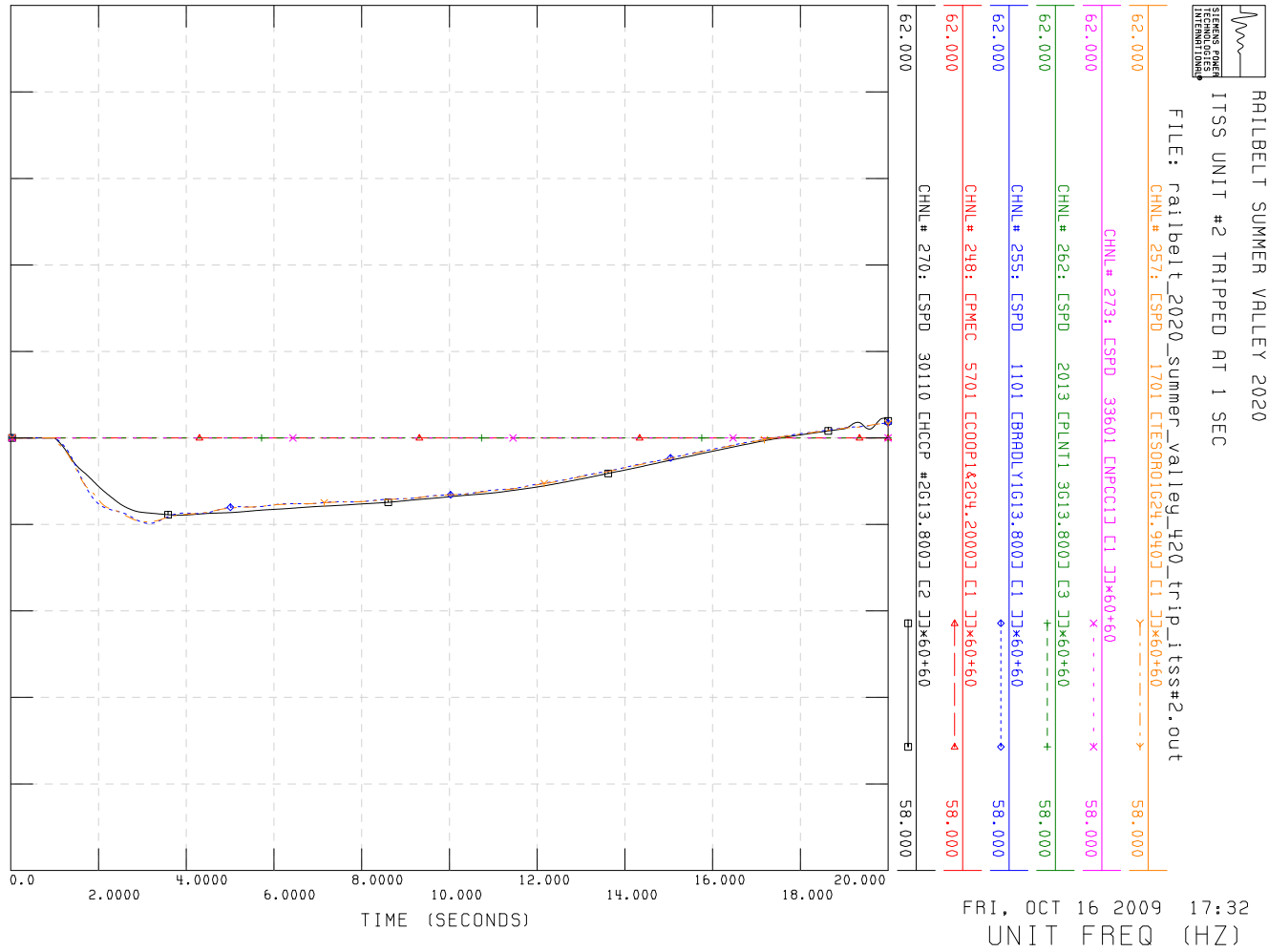
RAILBELT SUMMER VALLEY 2020
ITSS UNIT #2 TRIPPED AT 1 SEC
FILE: railbelt_2020_summer_valley_420_trip_itss#2.out
CHNL# 257: CSPD 1701 CTESORO1G24.9400 C1 JJ×60+60
CHNL# 273: CSPD 33601 CNPCC1J C1 JJ×60+60
CHNL# 262: CSPD 2013 CPLNT1 3G13.800J C3 JJ×60+60
CHNL# 255: CSPD 1101 CBRADLY1G13.800J C1 JJ×60+60
CHNL# 248: CPMEC 5701 CCOOP1&2G4.2000J C1 JJ×60+60
CHNL# 270: CSPD 30110 CHCCP #2G13.800J C2 JJ×60+60
62.000
58.000
0.0
2.0000
4.0000
6.0000
8.0000
10.000
12.000
14.000
16.000
18.000
20.000
TIME (SECONDS)
FRI, OCT 16 2009 17:32
UNIT FREQ (HZ)

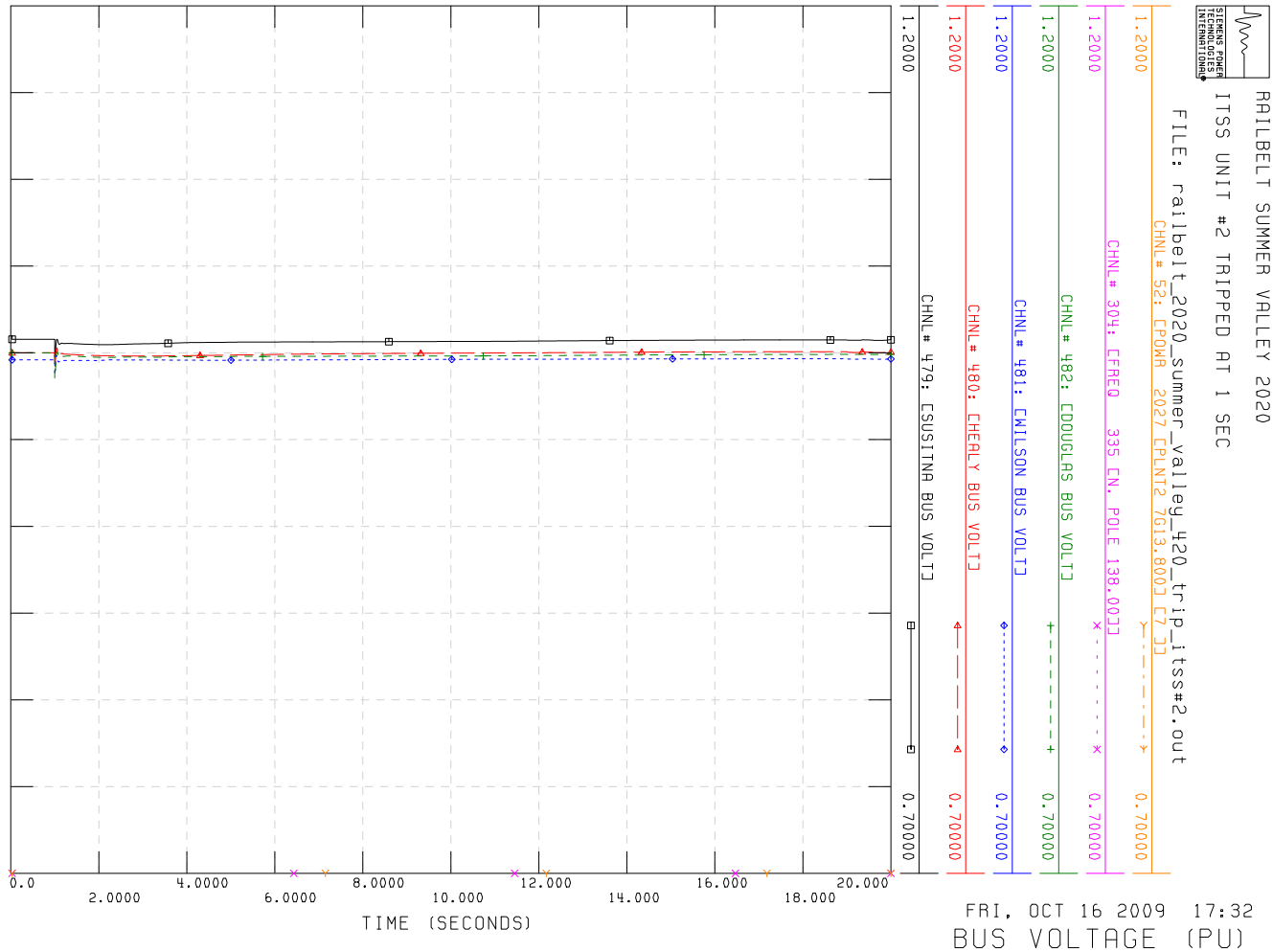
RAILBELT SUMMER VALLEY 2020
ITSS UNIT #2 TRIPPED AT 1 SEC
FILE: railbelt_2020_summer_valley_420_trip_itss#2.out
CHNL# 52: CPOWR 2027 CPLNT2 7G13.800J C7 JJ
CHNL# 304: CFREQ 335 CN. POLE 138.00JJ
CHNL# 482: CDOUGLAS BUS VOLTJ
CHNL# 481: CWILSON BUS VOLTJ
CHNL# 480: CHEALY BUS VOLTJ
CHNL# 479: CSUSITNA BUS VOLTJ
1.2000
0.70000
0.0
2.0000
4.0000
6.0000
8.0000
10.000
12.000
14.000
16.000
18.000
20.000
TIME (SECONDS)
FRI, OCT 16 2009 17:32
BUS VOLTAGE (PU)

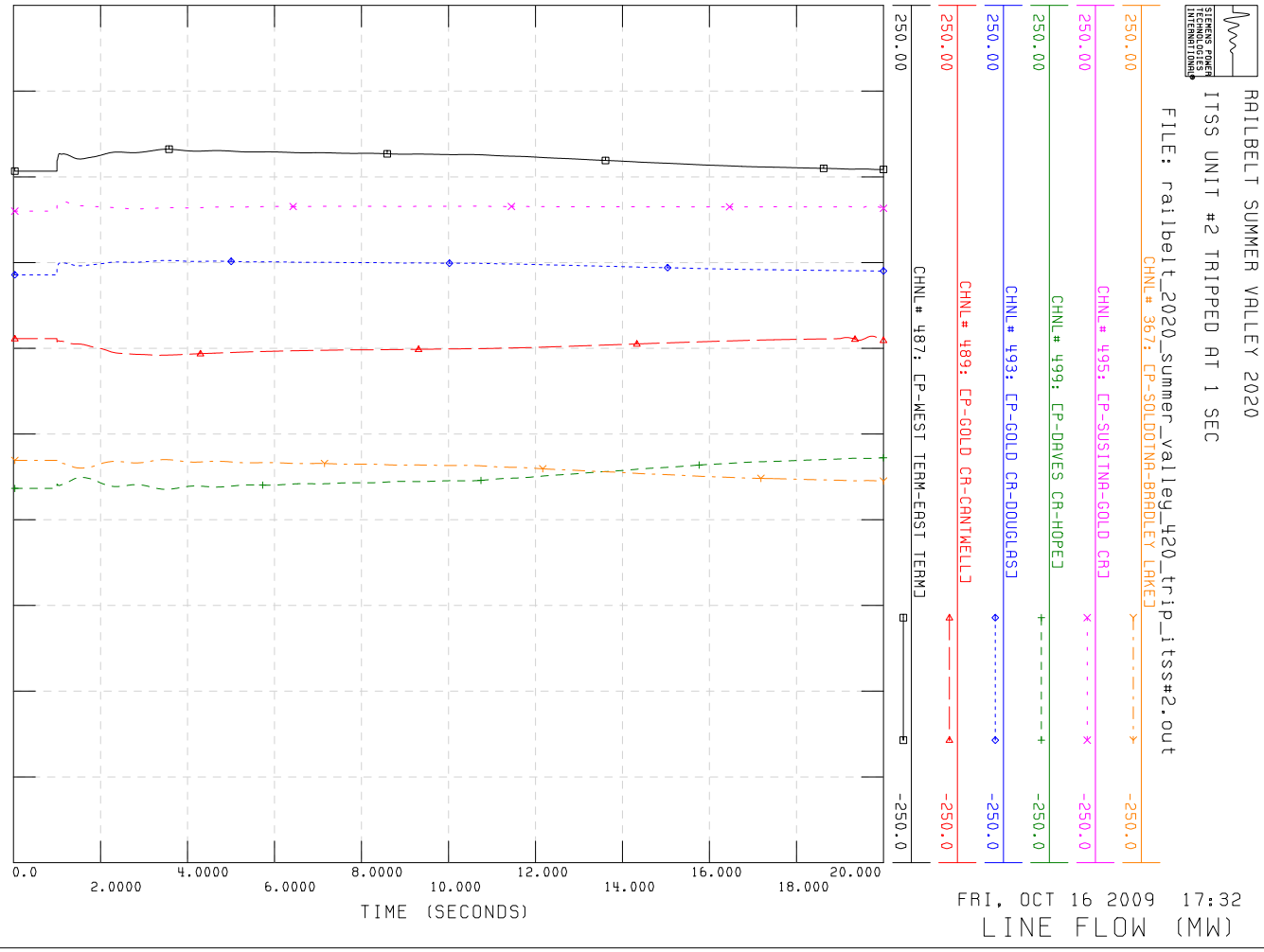
RAILBELT SUMMER VALLEY 2020
ITSS UNIT #2 TRIPPED AT 1 SEC
FILE: railbelt_2020_summer_valley_420_trip_itss#2.out
CHNL# 367: CP-SOLDOTNA-BRADLEY LAKE
CHNL# 495: CP-SUSITNA-GOLD CRJ
CHNL# 499: CP-DAVES CR-HOPE
CHNL# 493: CP-GOLD CR-DOUGLAS
CHNL# 489: CP-GOLD CR-CANTWELL
CHNL# 487: CP-WEST TERM-EAST TERM
250.00
-250.0
TIME (SECONDS)
0.0
2.0000
4.0000
6.0000
8.0000
10.000
12.000
14.000
16.000
18.000
20.000
FRI, OCT 16 2009 17:32
LINE FLOW (MW)

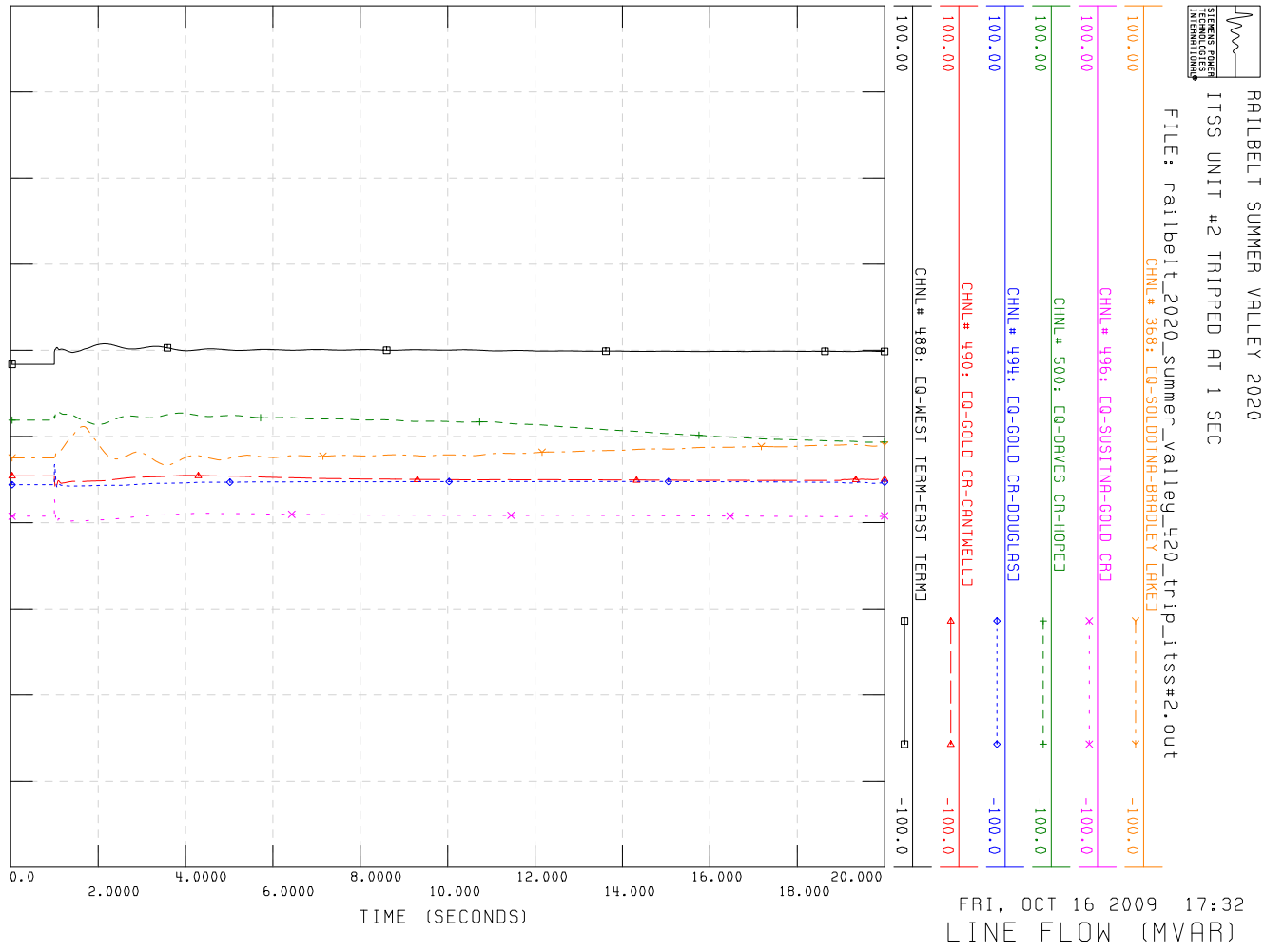
RAILBELT SUMMER VALLEY 2020
ITSS UNIT #2 TRIPPED AT 1 SEC
FILE: railbelt_2020_summer_valley_420_trip_itss#2.out
CHNL# 368: CQ-SOLDOTNA-BRADLEY LAKE
CHNL# 496: CQ-SUSITNA-GOLD CRJ
CHNL# 500: CQ-DAVES CR-HOPE
CHNL# 494: CQ-GOLD CR-DOUGLAS
CHNL# 490: CQ-GOLD CR-CANTWELL
CHNL# 488: CQ-WEST TERM-EAST TERM
100.00
-100.0
TIME (SECONDS)
0.0
2.0000
4.0000
6.0000
8.0000
10.000
12.000
14.000
16.000
18.000
20.000
FRI, OCT 16 2009 17:32
LINE FLOW (MVAR)

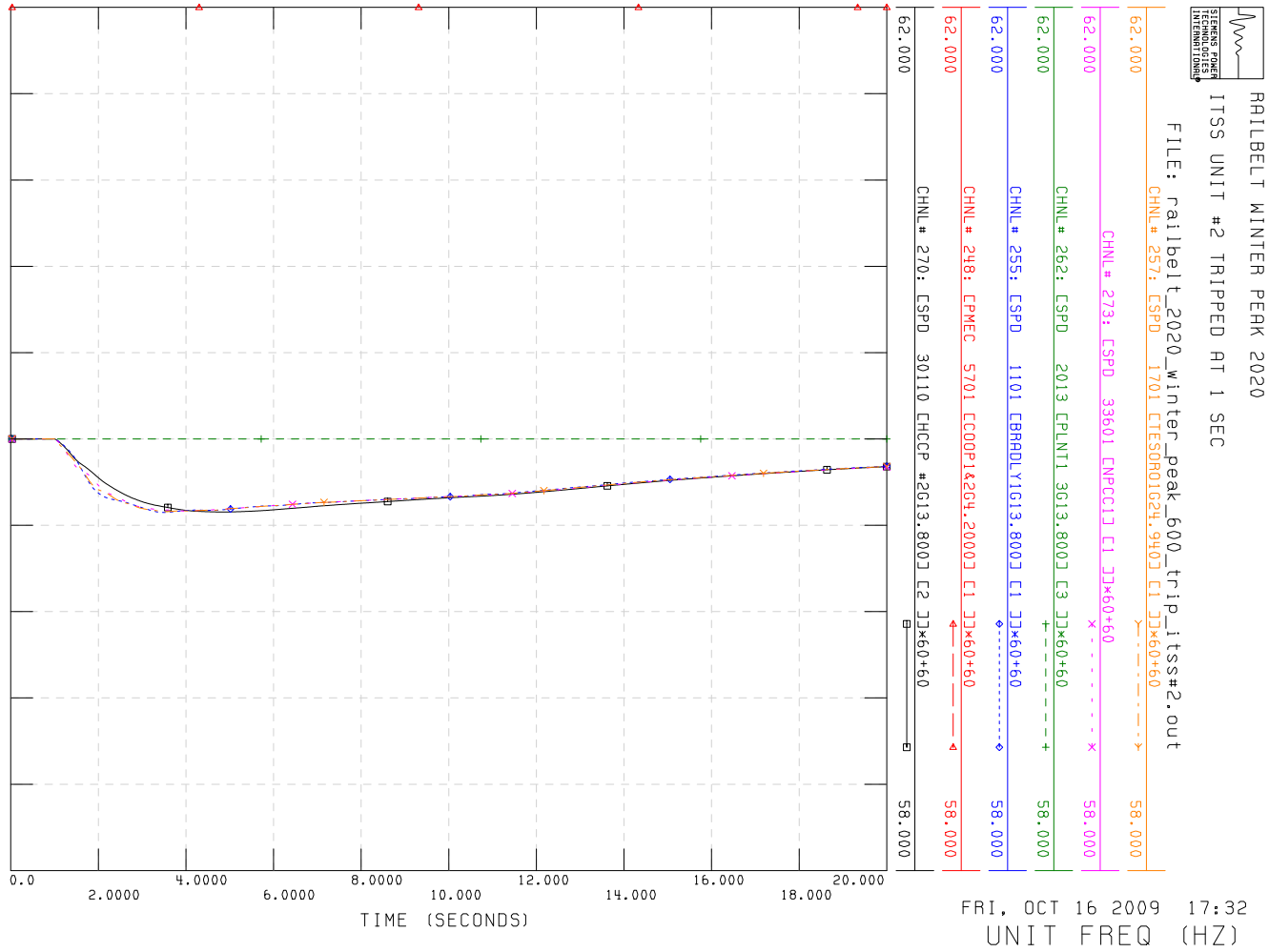
RAILBELT WINTER PEAK 2020
ITSS UNIT #2 TRIPPED AT 1 SEC
FILE: railbelt_2020_winter_peak_600_trip_itss#2.out
CHNL# 257: CSPD 1701 CTESORO1G24.9400 C1 JJ×60+60
CHNL# 273: CSPD 33601 CNPCC1J C1 JJ×60+60
CHNL# 262: CSPD 2013 CPLNT1 3G13.8000 C3 JJ×60+60
CHNL# 255: CSPD 1101 CBRADLY1G13.8000 C1 JJ×60+60
CHNL# 248: CPMEC 5701 CCOOPI&G4.2000J C1 JJ×60+60
CHNL# 270: CSPD 30110 CHCCP #2G13.8000 C2 JJ×60+60
62.000
58.000
0.0
2.0000
4.0000
6.0000
8.0000
10.000
12.000
14.000
16.000
18.000
20.000
TIME (SECONDS)
FRI, OCT 16 2009 17:32
UNIT FREQ (HZ)

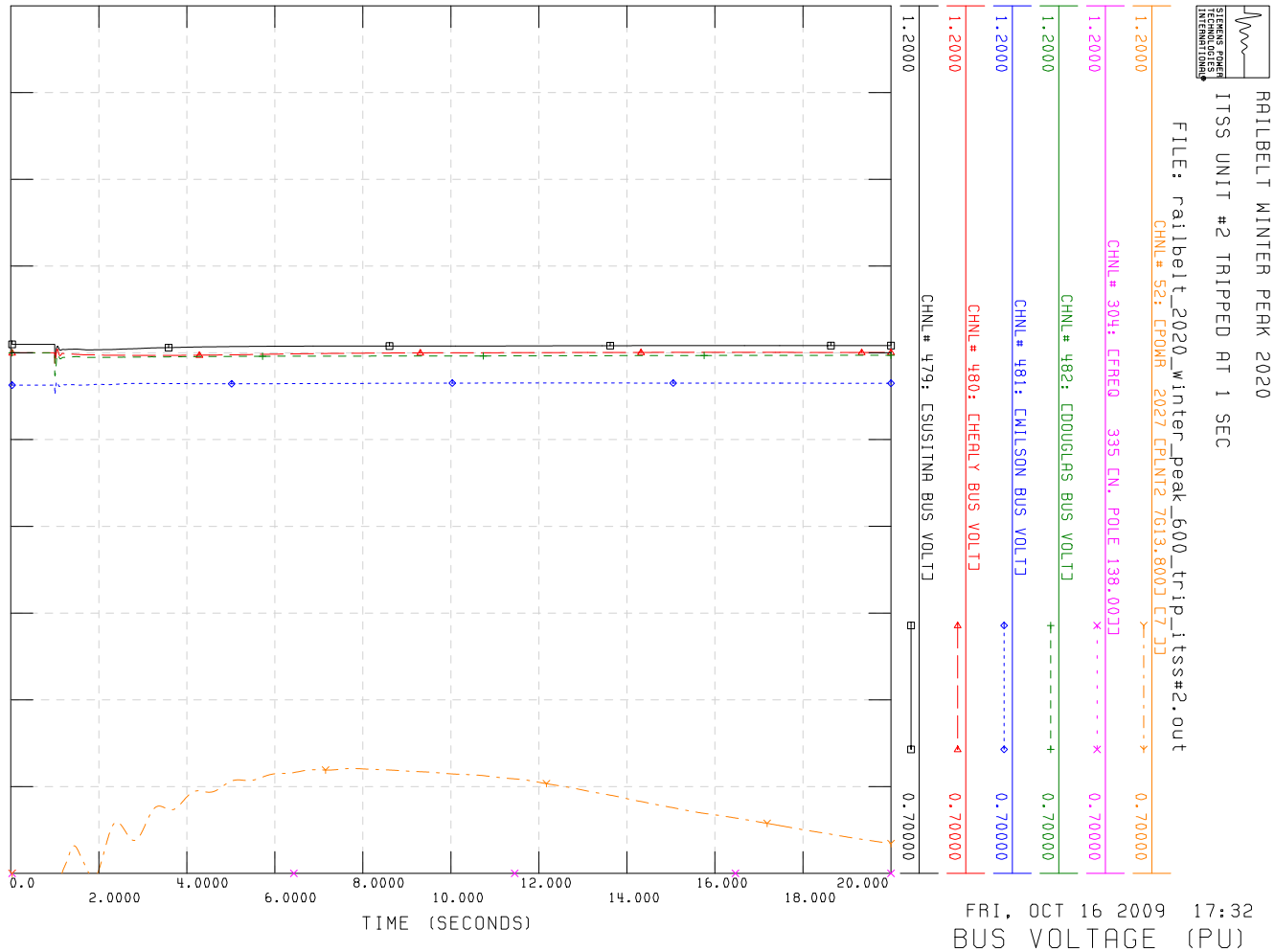
RAILBELT WINTER PEAK 2020
ITSS UNIT #2 TRIPPED AT 1 SEC
FILE: railbelt_2020_winter_peak_600_trip_itss#2.out
CHNL# 52: CPOWR 2027 CPLNT2 7G13.800J C7 JJ
CHNL# 304: CFREQ 335 CN. POLE 138.00JJ
CHNL# 482: CDOUGLAS BUS VOLTJ
CHNL# 481: CWILSON BUS VOLTJ
CHNL# 480: CHEALY BUS VOLTJ
CHNL# 479: CSUSITNA BUS VOLTJ
1.2000
0.70000
0.0
2.0000
4.0000
6.0000
8.0000
10.000
12.000
14.000
16.000
18.000
20.000
TIME (SECONDS)
FRI, OCT 16 2009 17:32
BUS VOLTAGE (PU)

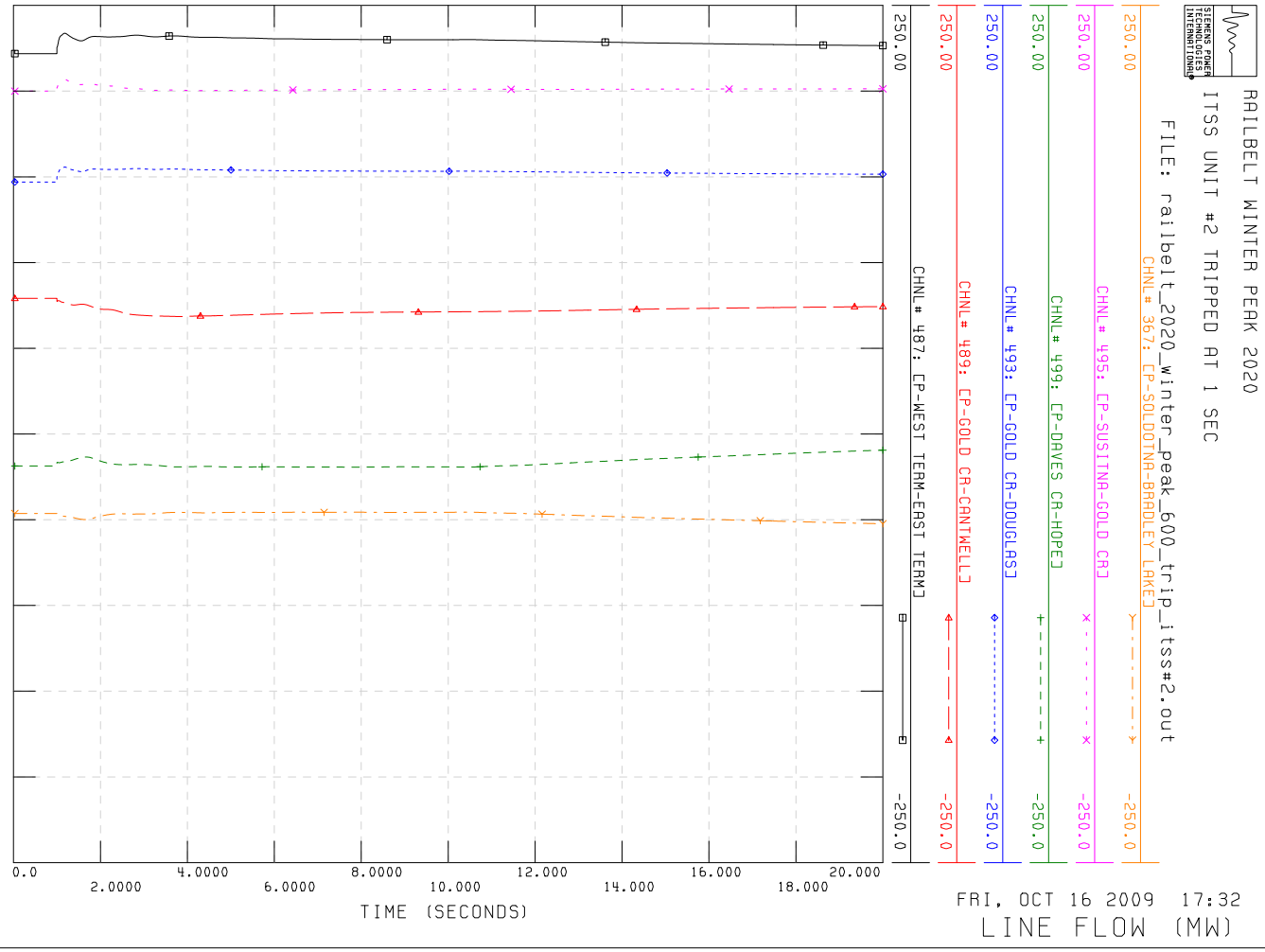
RAILBELT WINTER PEAK 2020
ITSS UNIT #2 TRIPPED AT 1 SEC
FILE: railbelt_2020_winter_peak_600_trip_itss#2.out
CHNL# 367: EP-SOLDOTNA-BRADLEY LAKE]
CHNL# 495: EP-SUSITNA-GOLD CR]
CHNL# 499: EP-DAVES CR-HOPE]
CHNL# 493: EP-GOLD CR-DOUGLAS]
CHNL# 489: EP-GOLD CR-CANTWELL]
CHNL# 487: EP-WEST TERM-EAST TERM]
250.00
-250.0
TIME (SECONDS)
0.0
2.0000
4.0000
6.0000
8.0000
10.000
12.000
14.000
16.000
18.000
20.000
FRI, OCT 16 2009 17:32
LINE FLOW (MW)

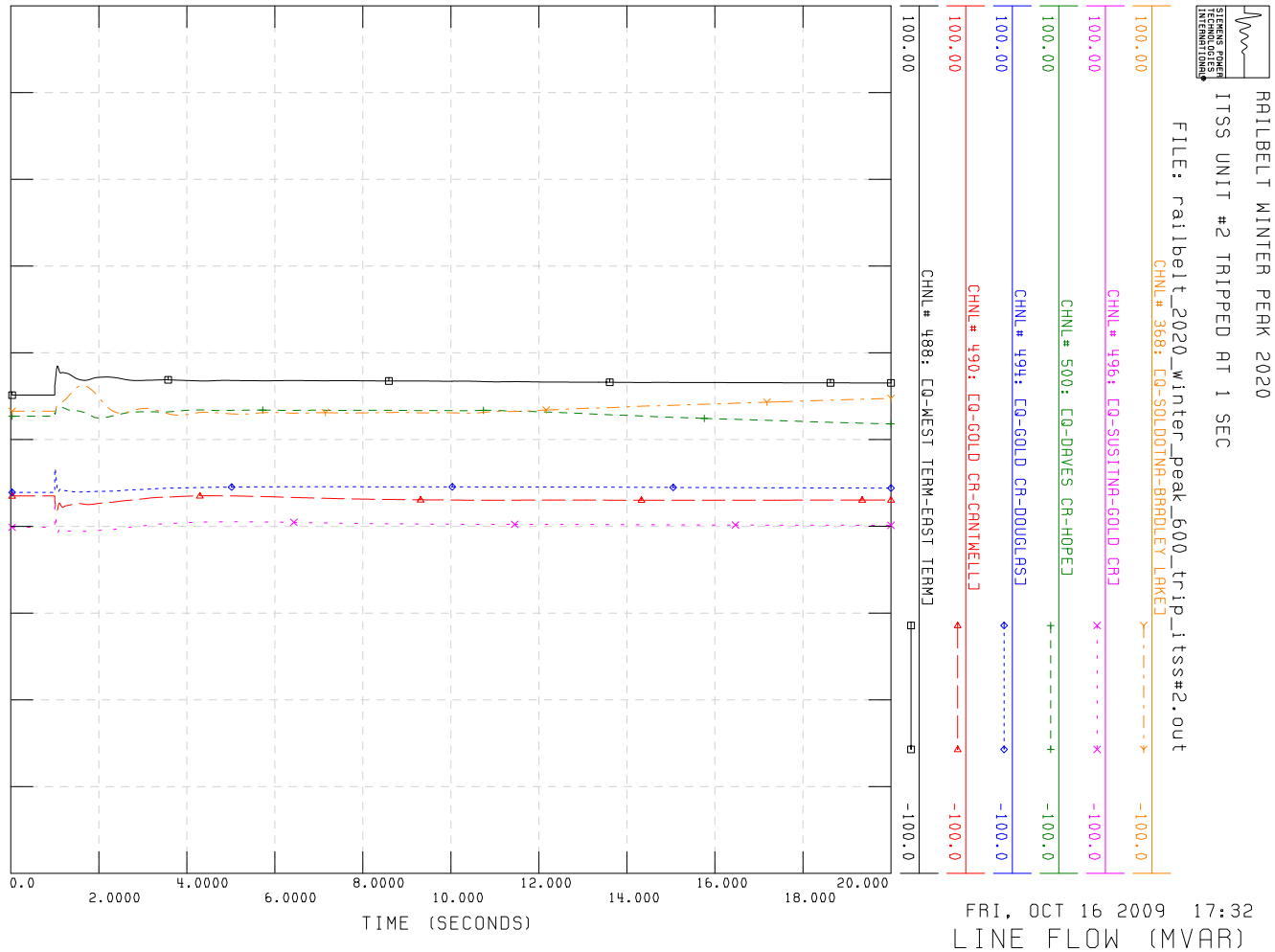
RAILBELT WINTER PEAK 2020
ITSS UNIT #2 TRIPPED AT 1 SEC
FILE: railbelt_2020_winter_peak_600_trip_itss#2.out
CHNL# 368: CQ-SOLDOTNA-BRADLEY LAKE]
CHNL# 496: CQ-SUSITNA-GOLD CR]
CHNL# 500: CQ-DAVES CR-HOPE]
CHNL# 494: CQ-GOLD CR-DOUGLAS]
CHNL# 490: CQ-GOLD CR-CANTWELL]
CHNL# 488: CQ-WEST TERM-EAST TERM]
100.00
-100.0
TIME (SECONDS)
0.0
2.0000
4.0000
6.0000
8.0000
10.000
12.000
14.000
16.000
18.000
20.000
FRI, OCT 16 2009 17:32
LINE FLOW (MVAR)

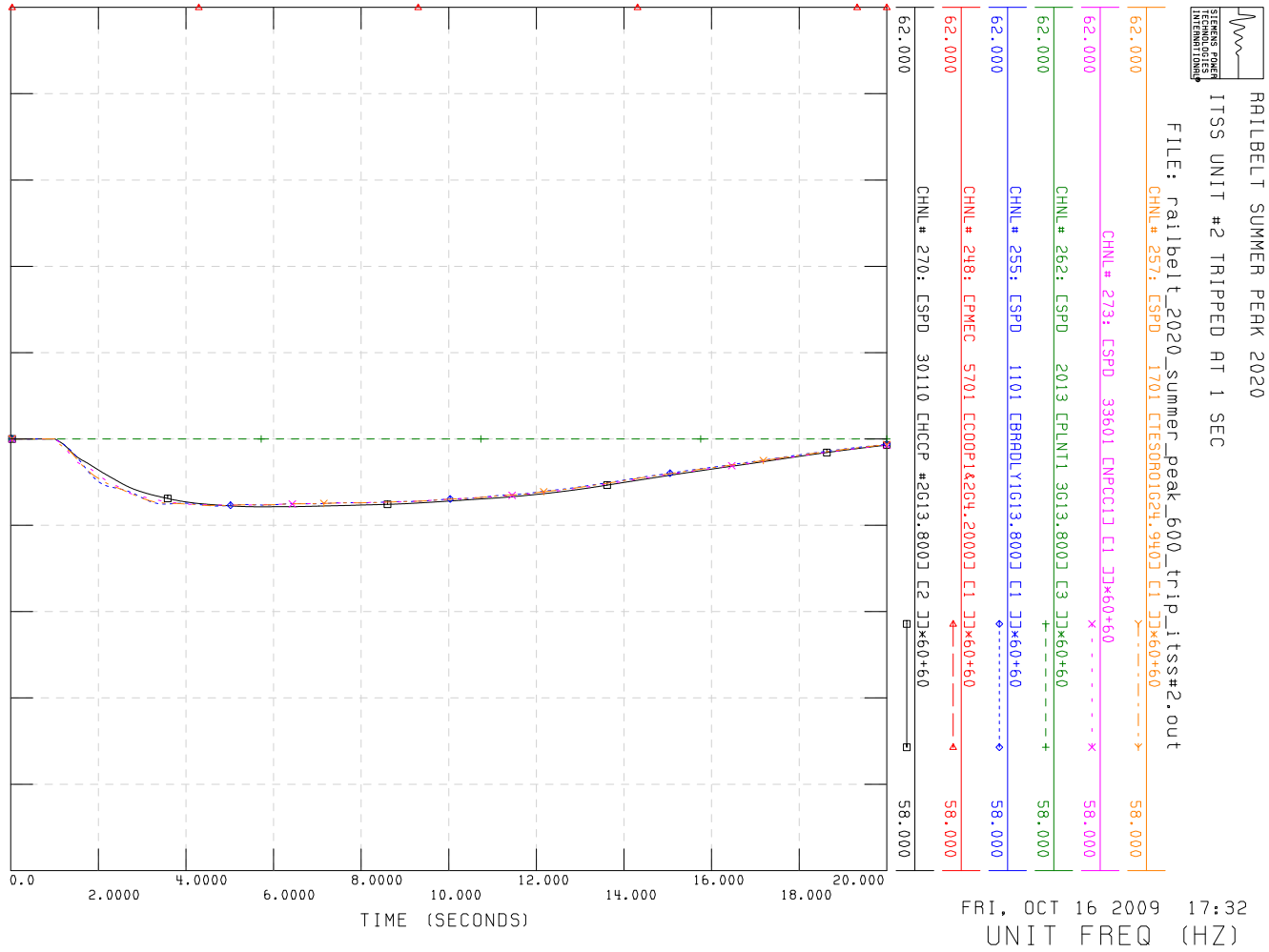
RAILBELT SUMMER PEAK 2020
ITSS UNIT #2 TRIPPED AT 1 SEC
FILE: railbelt_2020_summer_peak_600_trip_itss#2.out
CHNL# 257: CSPD 1701 CTESORO1G24.9400 C1 JJ×60+60
CHNL# 273: CSPD 33601 CNPCC1J C1 JJ×60+60
CHNL# 262: CSPD 2013 CPLNT1 3G13.800J C3 JJ×60+60
CHNL# 255: CSPD 1101 CBRADLY1G13.800J C1 JJ×60+60
CHNL# 248: CPMEC 5701 CCOOP1&2G4.2000J C1 JJ×60+60
CHNL# 270: CSPD 30110 CHCCP #2G13.800J C2 JJ×60+60
62.000
58.000
0.0
2.0000
4.0000
6.0000
8.0000
10.000
12.000
14.000
16.000
18.000
20.000
TIME (SECONDS)
FRI, OCT 16 2009 17:32
UNIT FREQ (HZ)

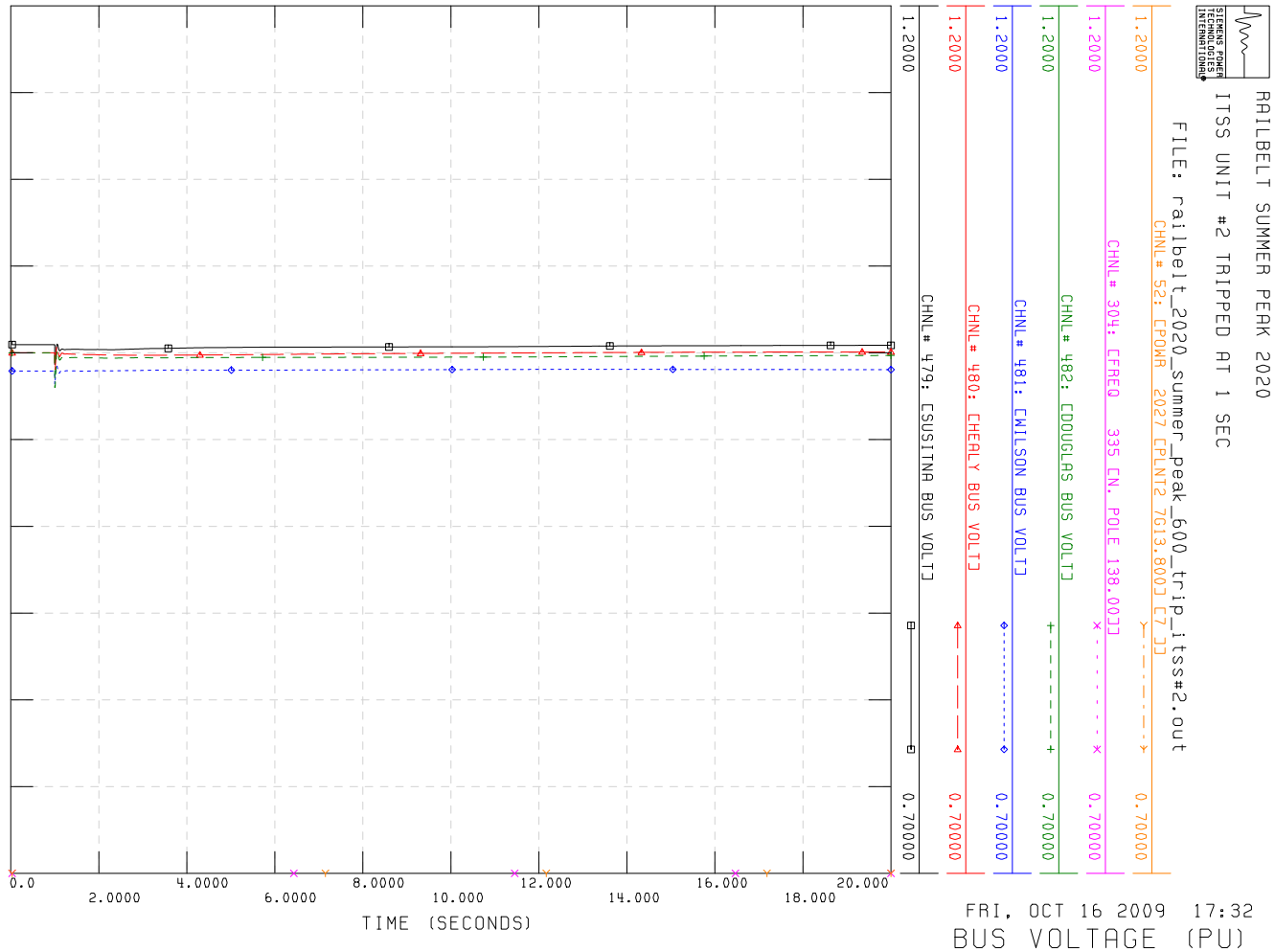
RAILBELT SUMMER PEAK 2020
ITSS UNIT #2 TRIPPED AT 1 SEC
FILE: railbelt_2020_summer_peak_600_trip_itss#2.out
CHNL# 52: CPOWR 2027 CPLNT2 7G13.800J C7 JJ
CHNL# 304: CFREQ 335 CN. POLE 138.00JJ
CHNL# 482: CDOUGLAS BUS VOLTJ
CHNL# 481: CWILSON BUS VOLTJ
CHNL# 480: CHEALY BUS VOLTJ
CHNL# 479: CSUSITNA BUS VOLTJ
1.2000
0.70000
0.0
2.0000
4.0000
6.0000
8.0000
10.000
12.000
14.000
16.000
18.000
20.000
TIME (SECONDS)
FRI, OCT 16 2009 17:32
BUS VOLTAGE (PU)

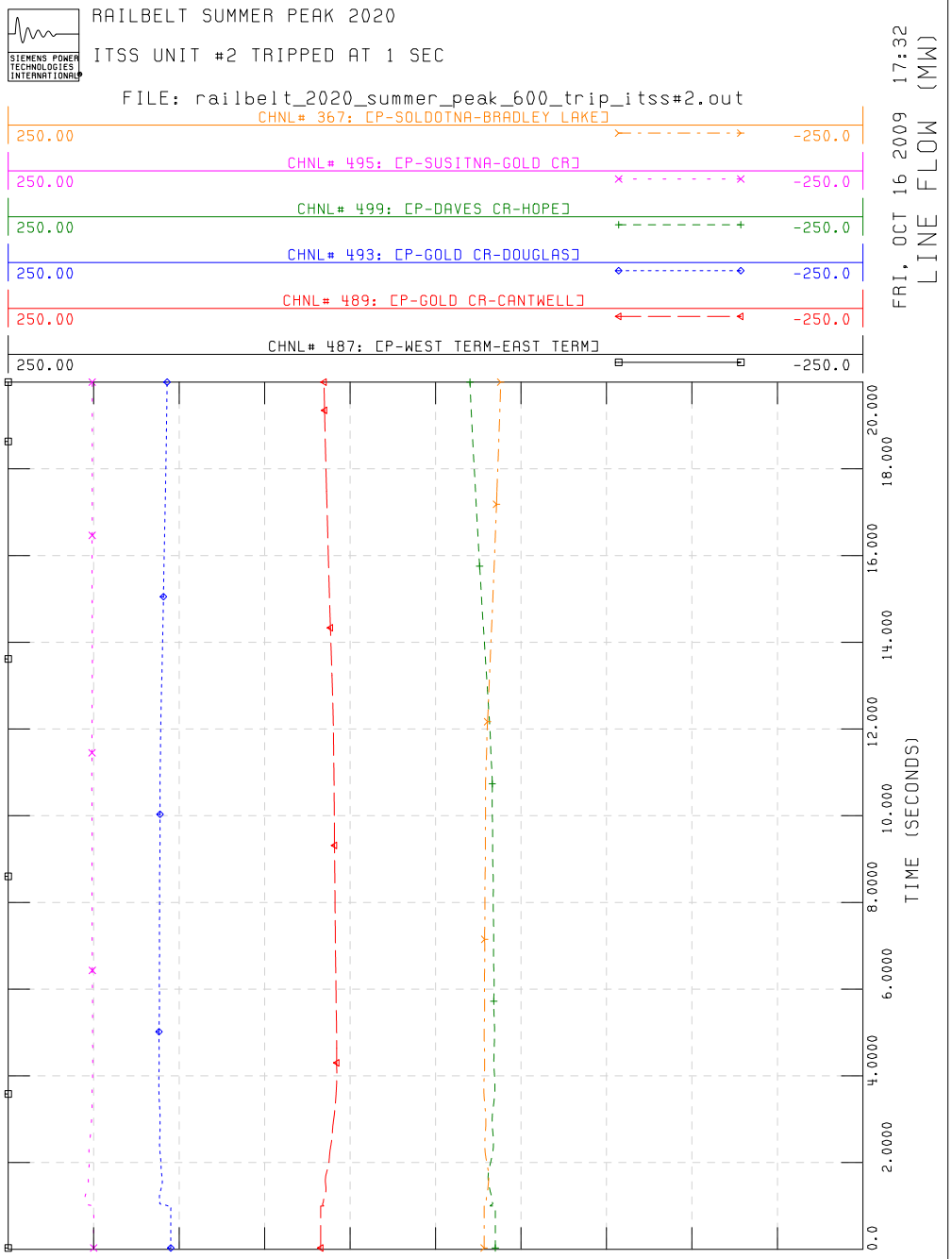
RAILBELT SUMMER PEAK 2020
ITSS UNIT #2 TRIPPED AT 1 SEC
FILE: railbelt_2020_summer_peak_600_trip_itss#2.out
CHNL# 367: CP-SOLDOTNA-BRADLEY LAKE]
250.00
-250.0
CHNL# 495: CP-SUSITNA-GOLD CR]
250.00
-250.0
CHNL# 499: CP-DAVES CR-HOPE]
250.00
-250.0
CHNL# 493: CP-GOLD CR-DOUGLAS]
250.00
-250.0
CHNL# 489: CP-GOLD CR-CANTWELL]
250.00
-250.0
CHNL# 487: CP-WEST TERM-EAST TERM]
250.00
-250.0
20.000
18.000
16.000
14.000
12.000
10.000
8.0000
6.0000
4.0000
2.0000
0.0
TIME (SECONDS)
FRI, OCT 16 2009 17:32
LINE FLOW (MW)

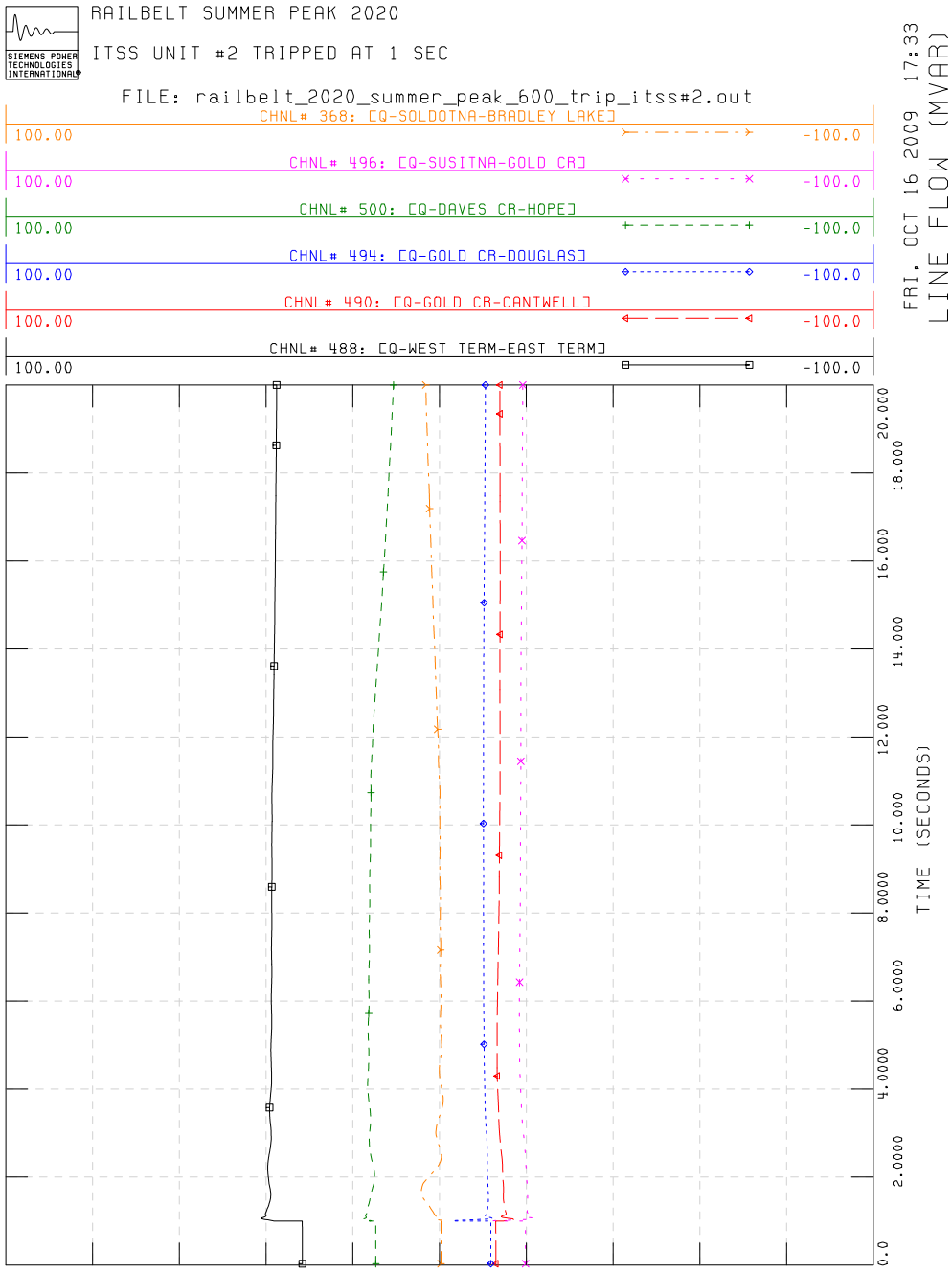
RAILBELT SUMMER PEAK 2020
ITSS UNIT #2 TRIPPED AT 1 SEC
FILE: railbelt_2020_summer_peak_600_trip_itss#2.out
CHNL# 368: CQ-SOLDOTNA-BRADLEY LAKE]
100.00
-100.0
CHNL# 496: CQ-SUSITNA-GOLD CR]
100.00
-100.0
CHNL# 500: CQ-DAVES CR-HOPE]
100.00
-100.0
CHNL# 494: CQ-GOLD CR-DOUGLAS]
100.00
-100.0
CHNL# 490: CQ-GOLD CR-CANTWELL]
100.00
-100.0
CHNL# 488: CQ-WEST TERM-EAST TERM]
100.00
-100.0
20.000
18.000
16.000
14.000
12.000
10.000
8.0000
6.0000
4.0000
2.0000
0.0
TIME (SECONDS)
FRI, OCT 16 2009 17:33
LINE FLOW (MVAR)

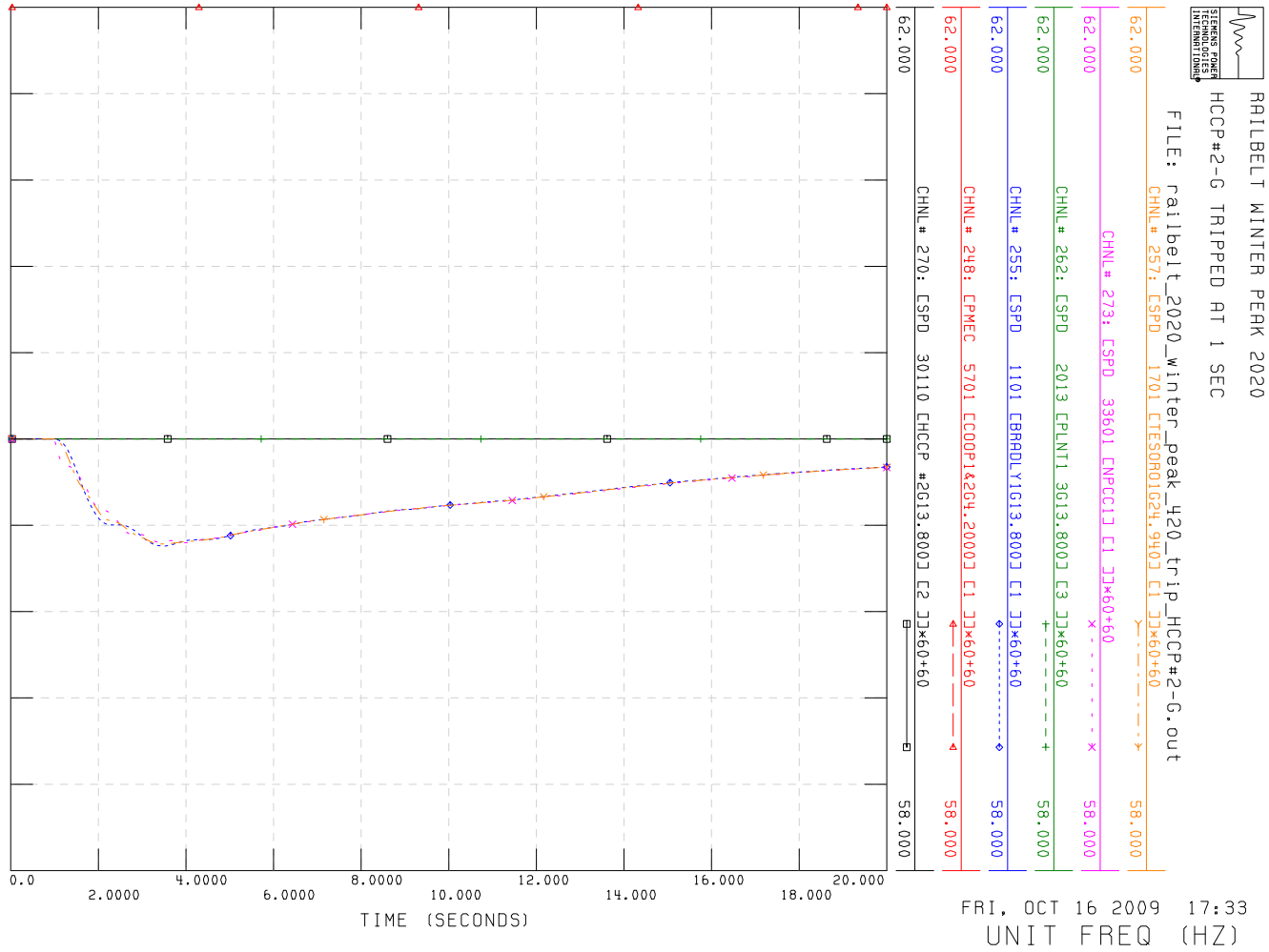
RAILBELT WINTER PEAK 2020
HCCP#2-G TRIPPED AT 1 SEC
FILE: railbelt_2020_winter_peak_420_trip_HCCP#2-G.out
CHNL# 257: CSPD 1701 CTESORO1G24.9400 C1 JJ×60+60
CHNL# 273: CSPD 33601 CNPCC1J C1 JJ×60+60
CHNL# 262: CSPD 2013 CPLNT1 3G13.800J C3 JJ×60+60
CHNL# 255: CSPD 1101 CBRADLY1G13.800J C1 JJ×60+60
CHNL# 248: CPMEC 5701 CCOOP1&2G4.2000J C1 JJ×60+60
CHNL# 270: CSPD 30110 CHCCP #2G13.800J C2 JJ×60+60
62.000
58.000
0.0
2.0000
4.0000
6.0000
8.0000
10.000
12.000
14.000
16.000
18.000
20.000
TIME (SECONDS)
FRI, OCT 16 2009 17:33
UNIT FREQ (HZ)

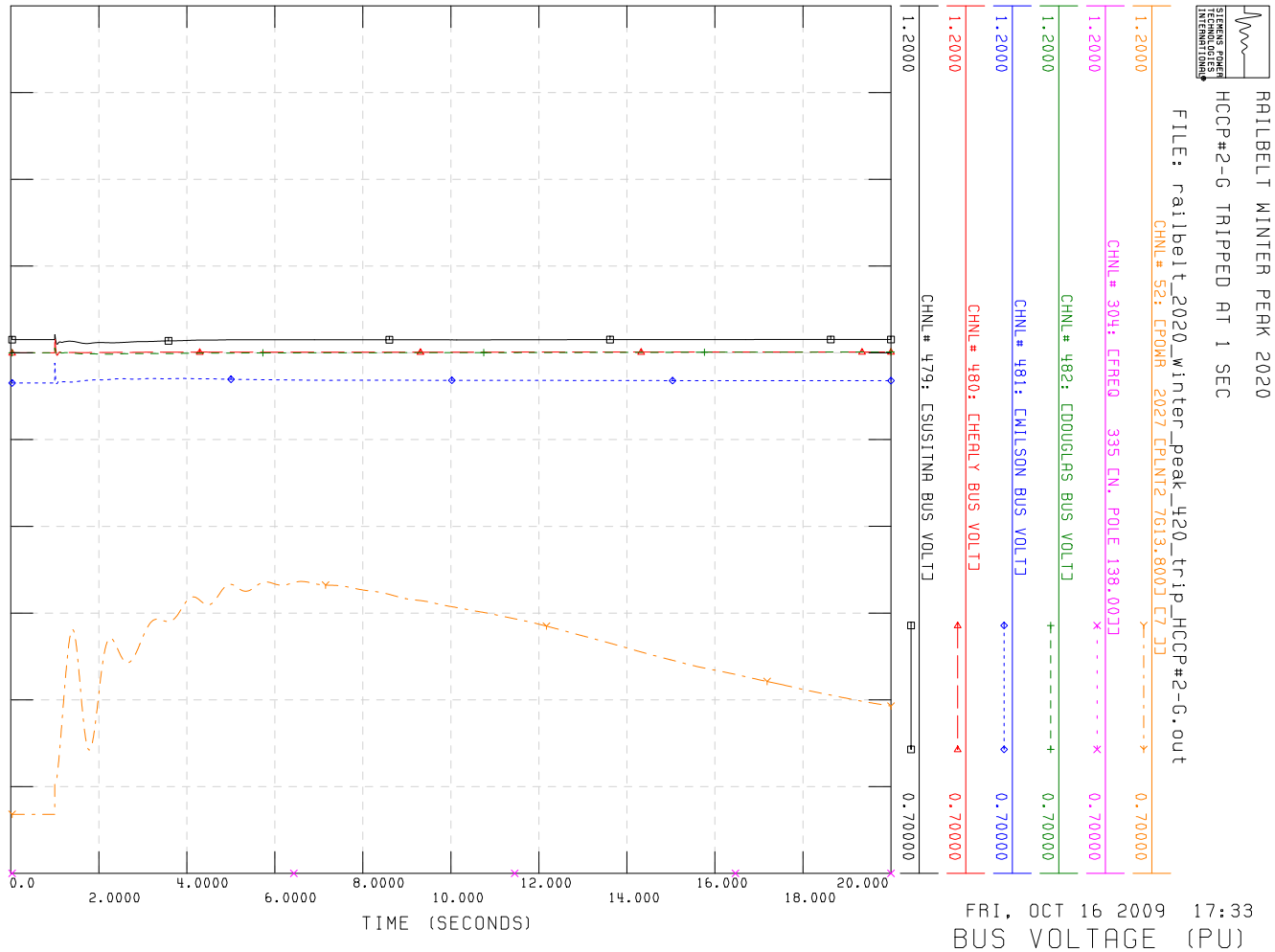
RAILBELT WINTER PEAK 2020
HCCP#2-G TRIPPED AT 1 SEC
FILE: railbelt_2020_winter_peak_420_trip_HCCP#2-G.out
CHNL# 52: CPOWR 2027 CPLNT2 7613.800J C7 JJ
CHNL# 304: CFREQ 335 CN. POLE 138.00JJ
CHNL# 482: CDOUGLAS BUS VOLTJ
CHNL# 481: CWILSON BUS VOLTJ
CHNL# 480: CHEALY BUS VOLTJ
CHNL# 479: CSUSITNA BUS VOLTJ
1.2000
0.70000
0.0
2.0000
4.0000
6.0000
8.0000
10.000
12.000
14.000
16.000
18.000
20.000
TIME (SECONDS)
FRI, OCT 16 2009 17:33
BUS VOLTAGE (PU)

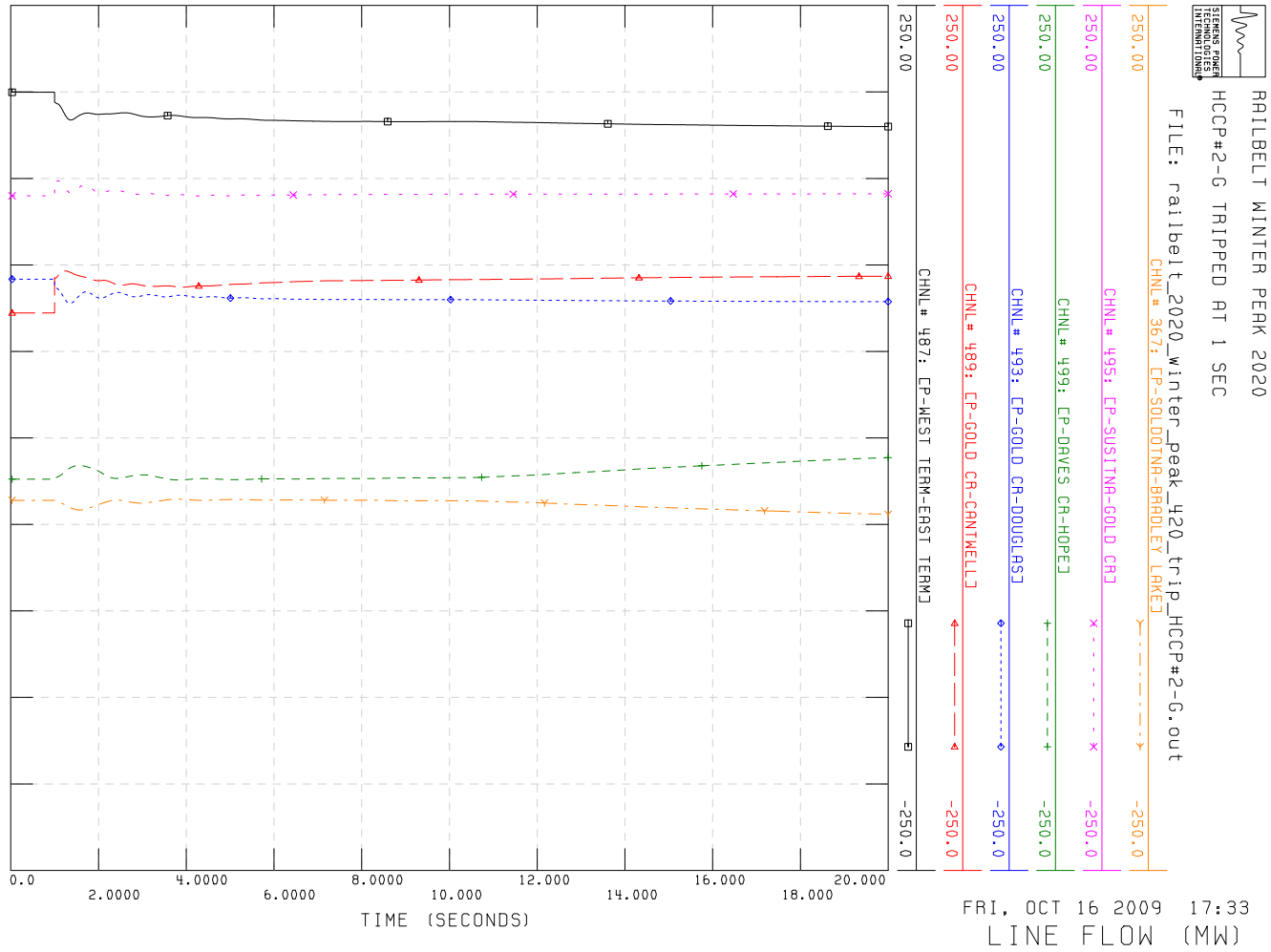
RAILBELT WINTER PEAK 2020
HCCP#2-G TRIPPED AT 1 SEC
FILE: railbelt_2020_winter_peak_420_trip_HCCP#2-G.out
CHNL# 367: EP-SOLDOTNA-BRADLEY LAKE
CHNL# 495: EP-SUSITNA-GOLD CR
CHNL# 499: EP-DAVES CR-HOPE
CHNL# 493: EP-GOLD CR-DOUGLAS
CHNL# 489: EP-GOLD CR-CANTWELL
CHNL# 487: EP-WEST TERM-EAST TERM
250.00
-250.0
TIME (SECONDS)
0.0
2.0000
4.0000
6.0000
8.0000
10.000
12.000
14.000
16.000
18.000
20.000
FRI, OCT 16 2009 17:33
LINE FLOW (MW)

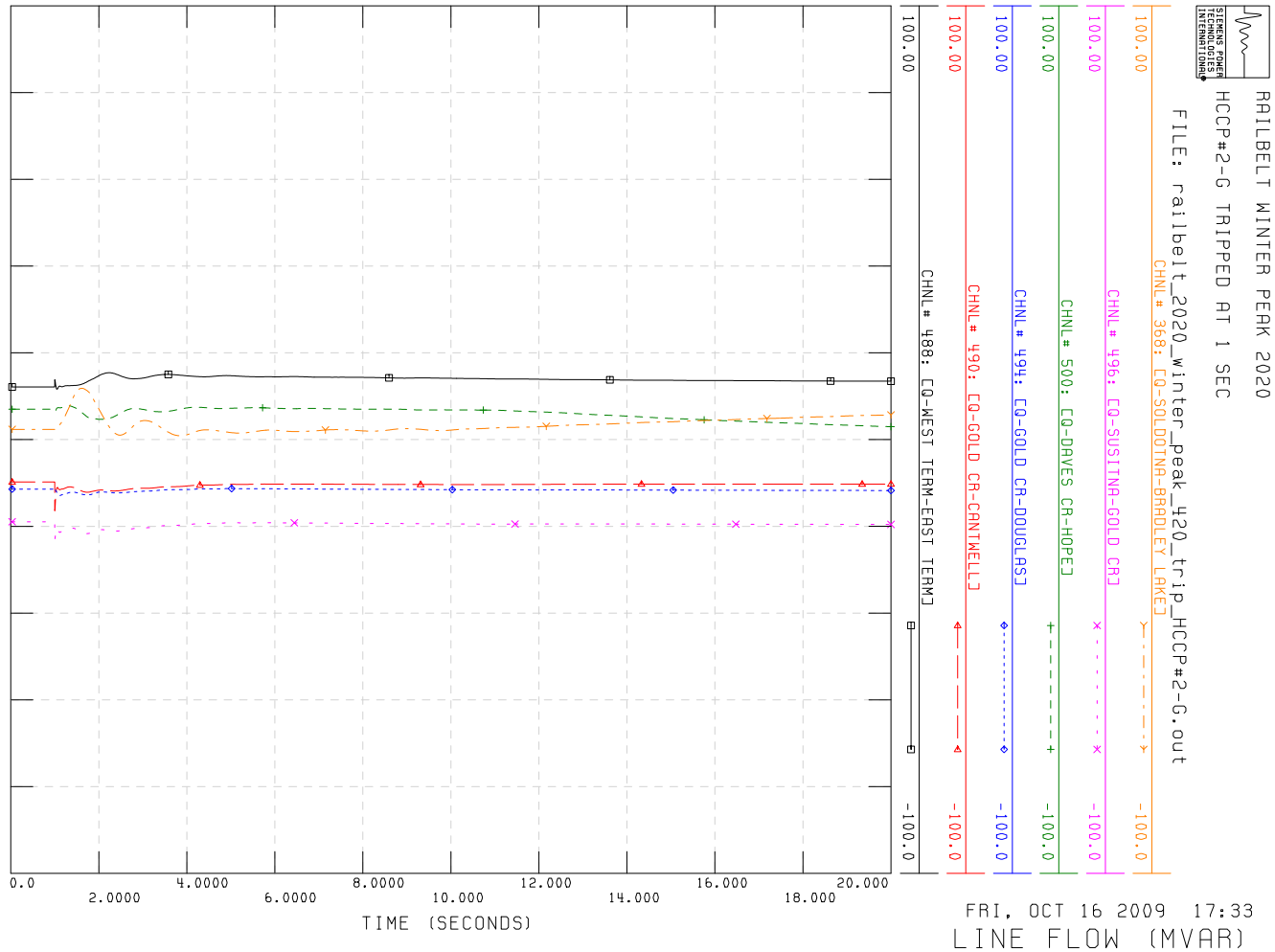
RAILBELT WINTER PEAK 2020
HCCP#2-G TRIPPED AT 1 SEC
FILE: railbelt_2020_winter_peak_420_trip_HCCP#2-G.out
CHNL# 368: EQ-SOLDOTNA-BRADLEY LAKE
CHNL# 496: EQ-SUSITNA-GOLD CR
CHNL# 500: EQ-DAVES CR-HOPE
CHNL# 494: EQ-GOLD CR-DOUGLAS
CHNL# 490: EQ-GOLD CR-CANTWELL
CHNL# 488: EQ-WEST TERM-EAST TERM
100.00
-100.0
TIME (SECONDS)
0.0
2.0000
4.0000
6.0000
8.0000
10.000
12.000
14.000
16.000
18.000
20.000
FRI, OCT 16 2009 17:33
LINE FLOW (MVAR)

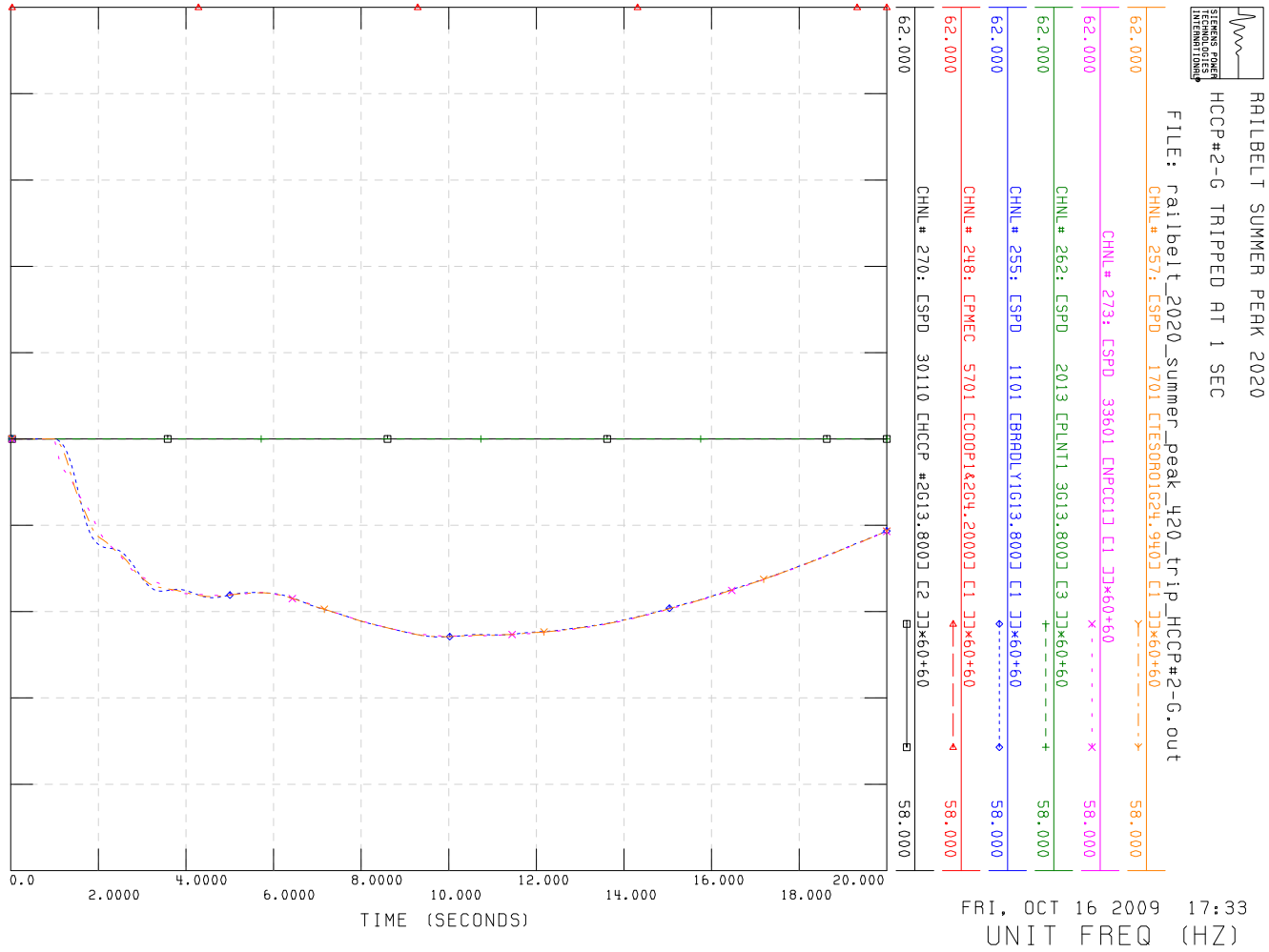
RAILBELT SUMMER PEAK 2020
HCCP#2-G TRIPPED AT 1 SEC
FILE: railbelt_2020_summer_peak_420_trip_HCCP#2-G.out
CHNL# 257: CSPD 1701 CTESORO1G24.9400 C1 JJ×60+60
CHNL# 273: CSPD 33601 CNPCC1J C1 JJ×60+60
CHNL# 262: CSPD 2013 CPLNT1 3G13.800J C3 JJ×60+60
CHNL# 255: CSPD 1101 CBRADLY1G13.800J C1 JJ×60+60
CHNL# 248: CPMEC 5701 CCOOP1&2G4.2000J C1 JJ×60+60
62.000
58.000
CHNL# 270: CSPD 30110 CHCCP #2G13.800J C2 JJ×60+60
0.0
2.0000
4.0000
6.0000
8.0000
10.000
12.000
14.000
16.000
18.000
20.000
TIME (SECONDS)
FRI, OCT 16 2009 17:33
UNIT FREQ (HZ)

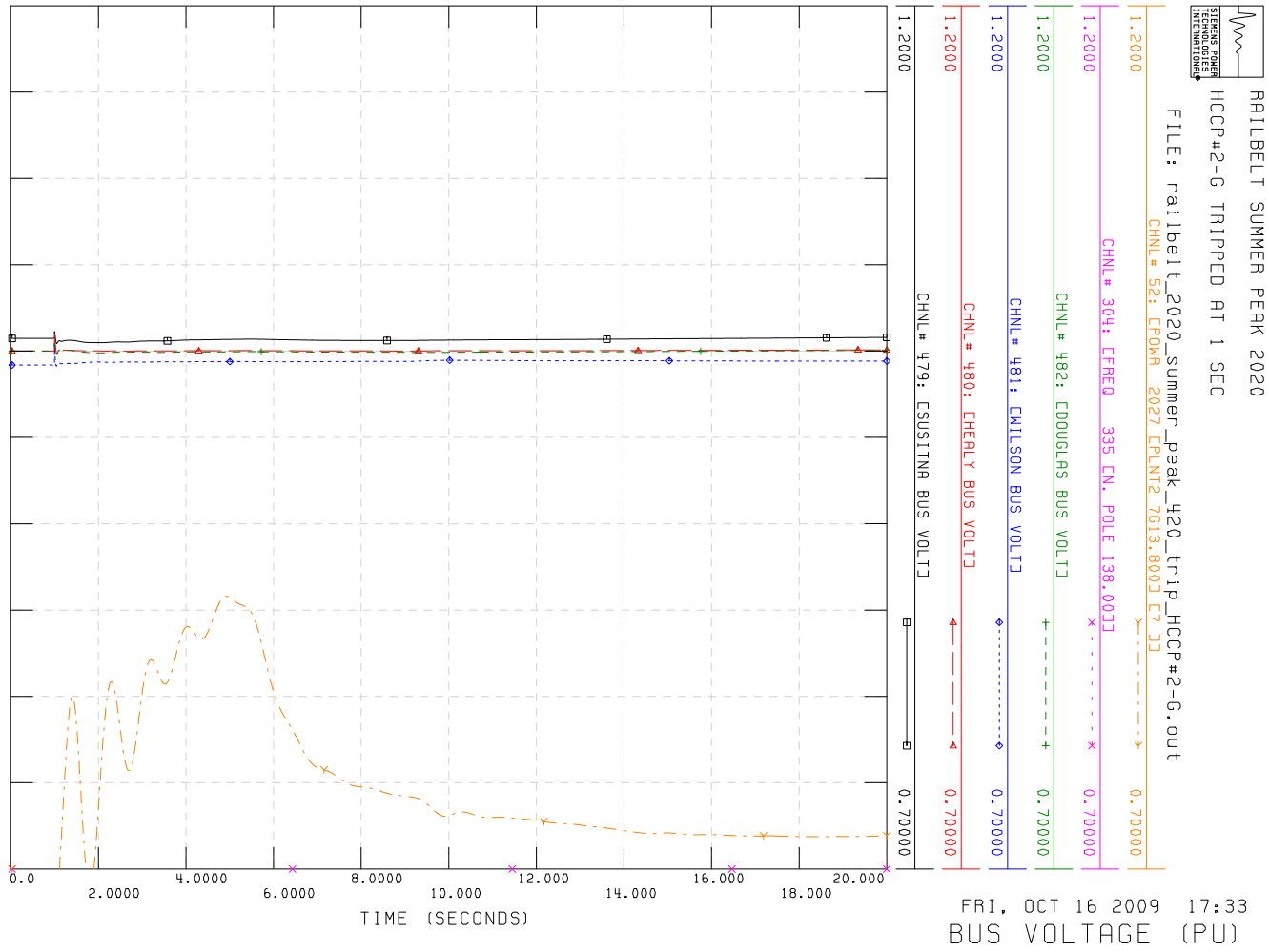
RAILBELT SUMMER PEAK 2020
HCCP#2-G TRIPPED AT 1 SEC
FILE: railbelt_2020_summer_peak_420_trip_HCCP#2-G.out
CHNL# 52: CPOWR 2027 CPLNT2 7613.800J C7 JJ
CHNL# 304: CFREQ 335 CN. POLE 138.00JJ
CHNL# 482: CDOUGLAS BUS VOLTJ
CHNL# 481: CWILSON BUS VOLTJ
CHNL# 460: CHEALY BUS VOLTJ
1.2000
0.70000
CHNL# 479: CSUSITNA BUS VOLTJ
0.0
2.0000
4.0000
6.0000
8.0000
10.000
12.000
14.000
16.000
18.000
20.000
TIME (SECONDS)
FRI, OCT 16 2009 17:33
BUS VOLTAGE (PU)

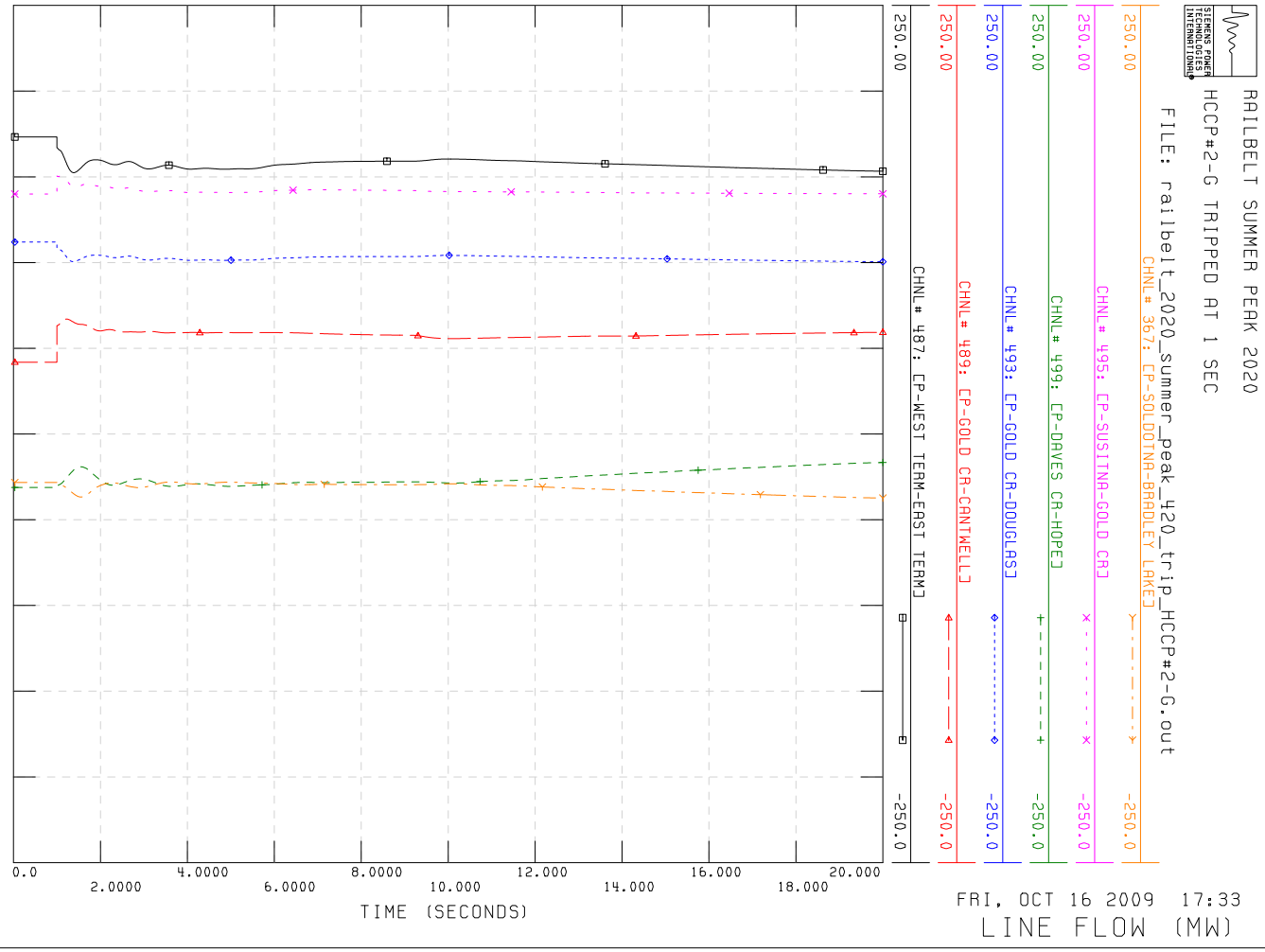
RAILBELT SUMMER PEAK 2020
HCCP#2-G TRIPPED AT 1 SEC
FILE: railbelt_2020_summer_peak_420_trip_HCCP#2-G.out
CHNL# 367: EP-SOLDOTNA-BRADLEY LAKE
CHNL# 495: EP-SUSITNA-GOLD CR
CHNL# 499: EP-DAVES CR-HOPE
CHNL# 493: EP-GOLD CR-DOUGLAS
CHNL# 489: EP-GOLD CR-CANTWELL
CHNL# 487: EP-WEST TERM-EAST TERM
250.00
-250.0
TIME (SECONDS)
0.0
2.0000
4.0000
6.0000
8.0000
10.000
12.000
14.000
16.000
18.000
20.000
FRI, OCT 16 2009 17:33
LINE FLOW (MW)

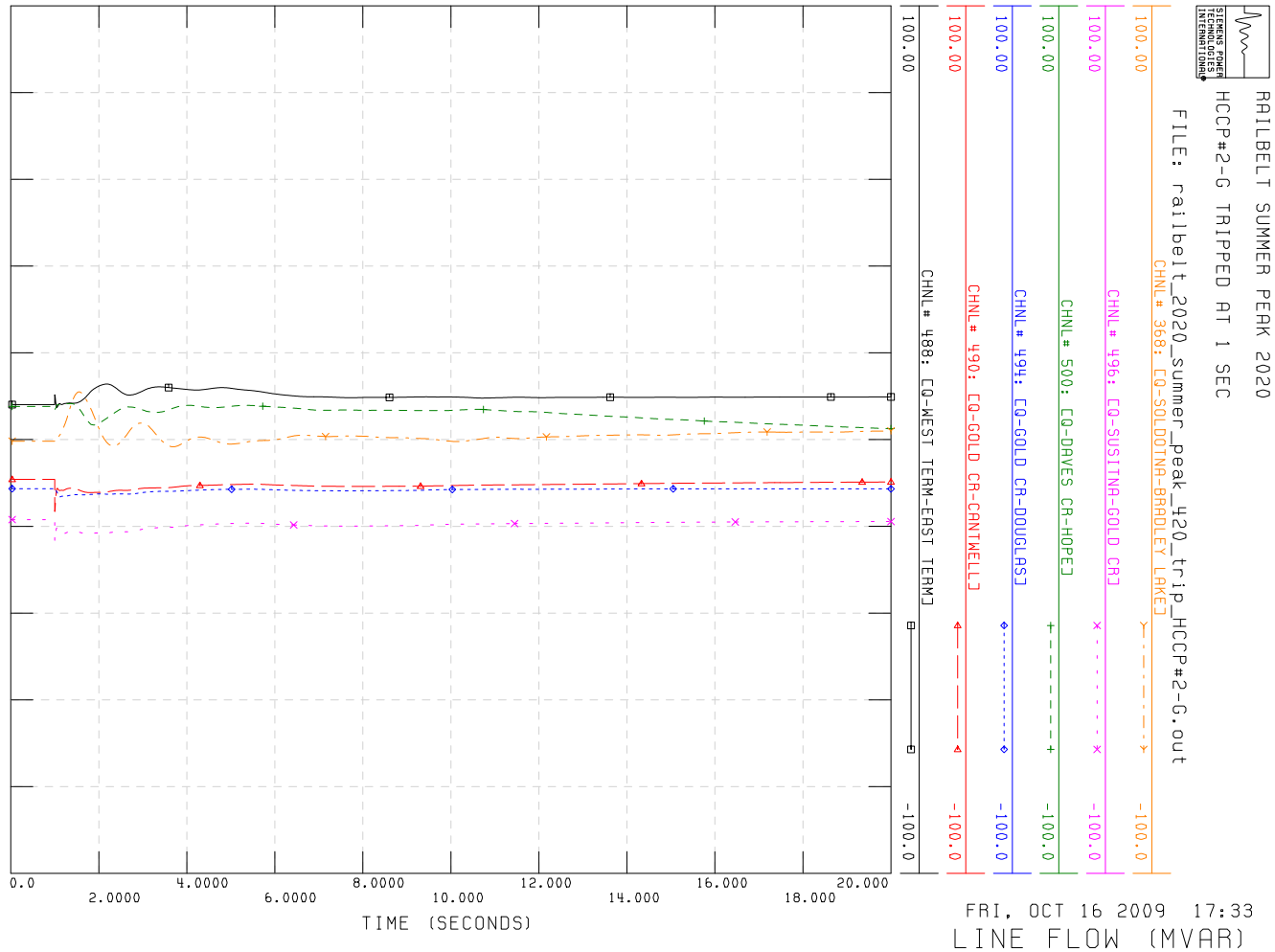
RAILBELT SUMMER PEAK 2020
HCCP#2-G TRIPPED AT 1 SEC
FILE: railbelt_2020_summer_peak_420_trip_HCCP#2-G.out
CHNL# 368: CQ-SOLDOTNA-BRADLEY LAKE
CHNL# 496: CQ-SUSITNA-GOLD CR
CHNL# 500: CQ-DAVES CR-HOPE
CHNL# 494: CQ-GOLD CR-DOUGLAS
CHNL# 490: CQ-GOLD CR-CANTWELL
CHNL# 488: CQ-WEST TERM-EAST TERM
100.00
-100.0
TIME (SECONDS)
0.0
2.0000
4.0000
6.0000
8.0000
10.000
12.000
14.000
16.000
18.000
20.000
FRI, OCT 16 2009 17:33
LINE FLOW (MVAR)

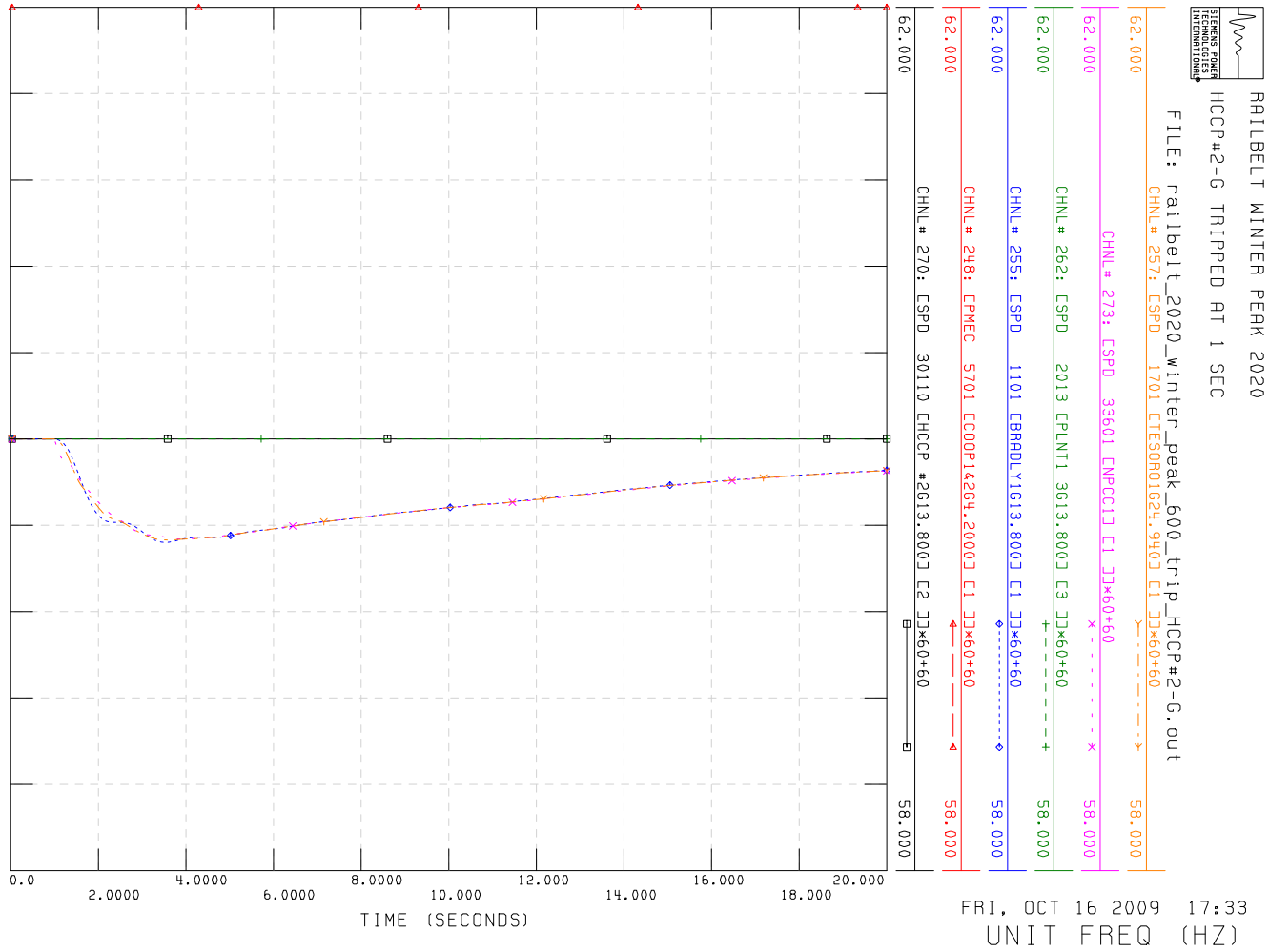
RAILBELT WINTER PEAK 2020
HCCP#2-G TRIPPED AT 1 SEC
FILE: railbelt_2020_winter_peak_600_trip_HCCP#2-G.out
CHNL# 257: CSPD 1701 CTESORO1G24.9400 C1 JJ×60+60
CHNL# 273: CSPD 33601 CNPCC1J C1 JJ×60+60
CHNL# 262: CSPD 2013 CPLNT1 3G13.800J C3 JJ×60+60
CHNL# 255: CSPD 1101 CBRADLY1G13.800J C1 JJ×60+60
CHNL# 248: CPMEC 5701 CCOOP1&2G4.2000J C1 JJ×60+60
CHNL# 270: CSPD 30110 CHCCP #2G13.800J C2 JJ×60+60
62.000
58.000
0.0
2.0000
4.0000
6.0000
8.0000
10.000
12.000
14.000
16.000
18.000
20.000
TIME (SECONDS)
FRI, OCT 16 2009 17:33
UNIT FREQ (HZ)

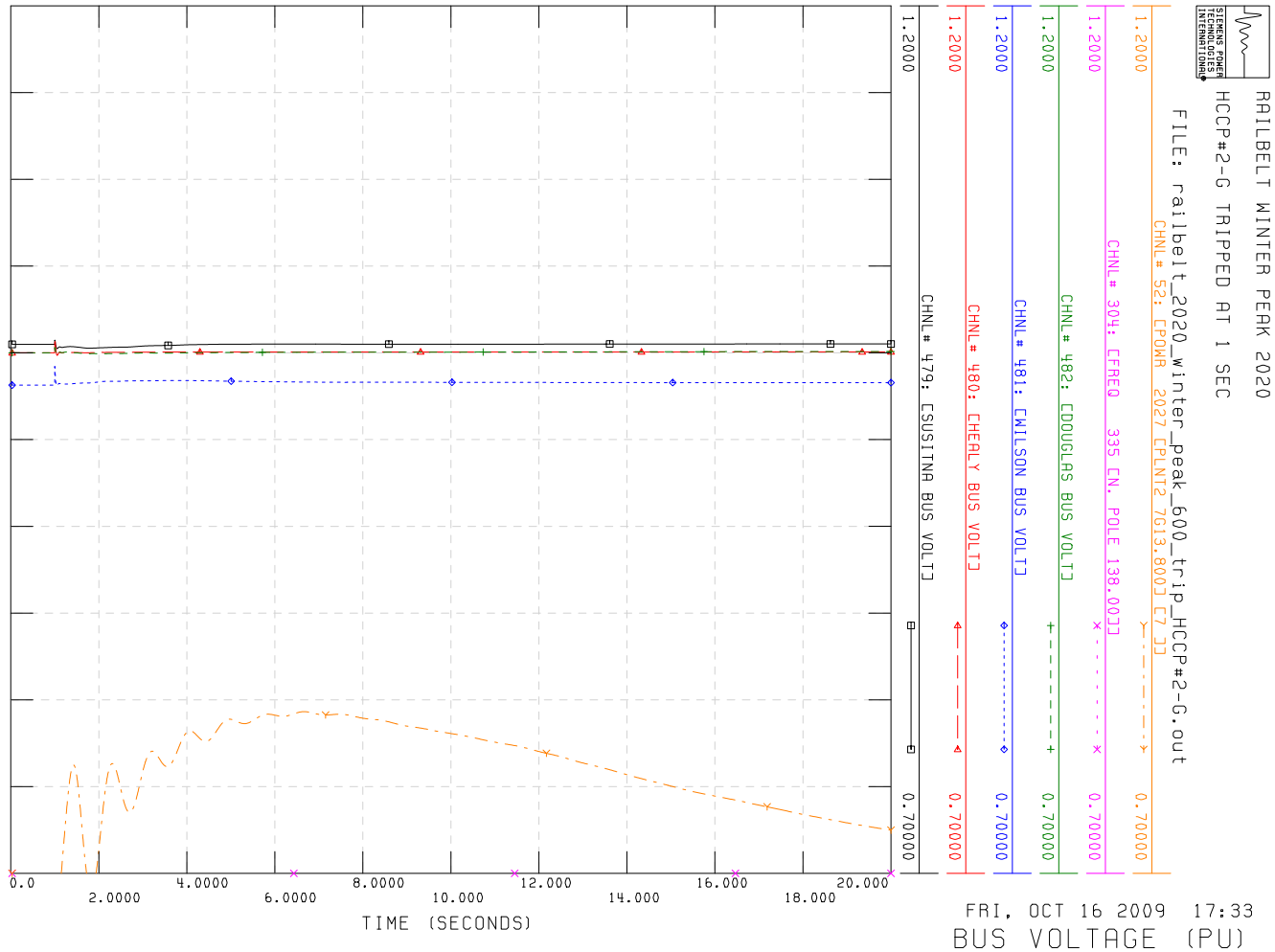
RAILBELT WINTER PEAK 2020
HCCP#2-G TRIPPED AT 1 SEC
FILE: railbelt_2020_winter_peak_600_trip_HCCP#2-G.out
CHNL# 52: CPOWR 2027 CPLNT2 7613.800J C7 JJ
CHNL# 304: CFREQ 335 CN. POLE 138.00JJ
CHNL# 482: CDOUGLAS BUS VOLTJ
CHNL# 481: CWILSON BUS VOLTJ
CHNL# 480: CHEALY BUS VOLTJ
CHNL# 479: CSUSITNA BUS VOLTJ
1.2000
0.70000
0.0
2.0000
4.0000
6.0000
8.0000
10.000
12.000
14.000
16.000
18.000
20.000
TIME (SECONDS)
FRI, OCT 16 2009 17:33
BUS VOLTAGE (PU)

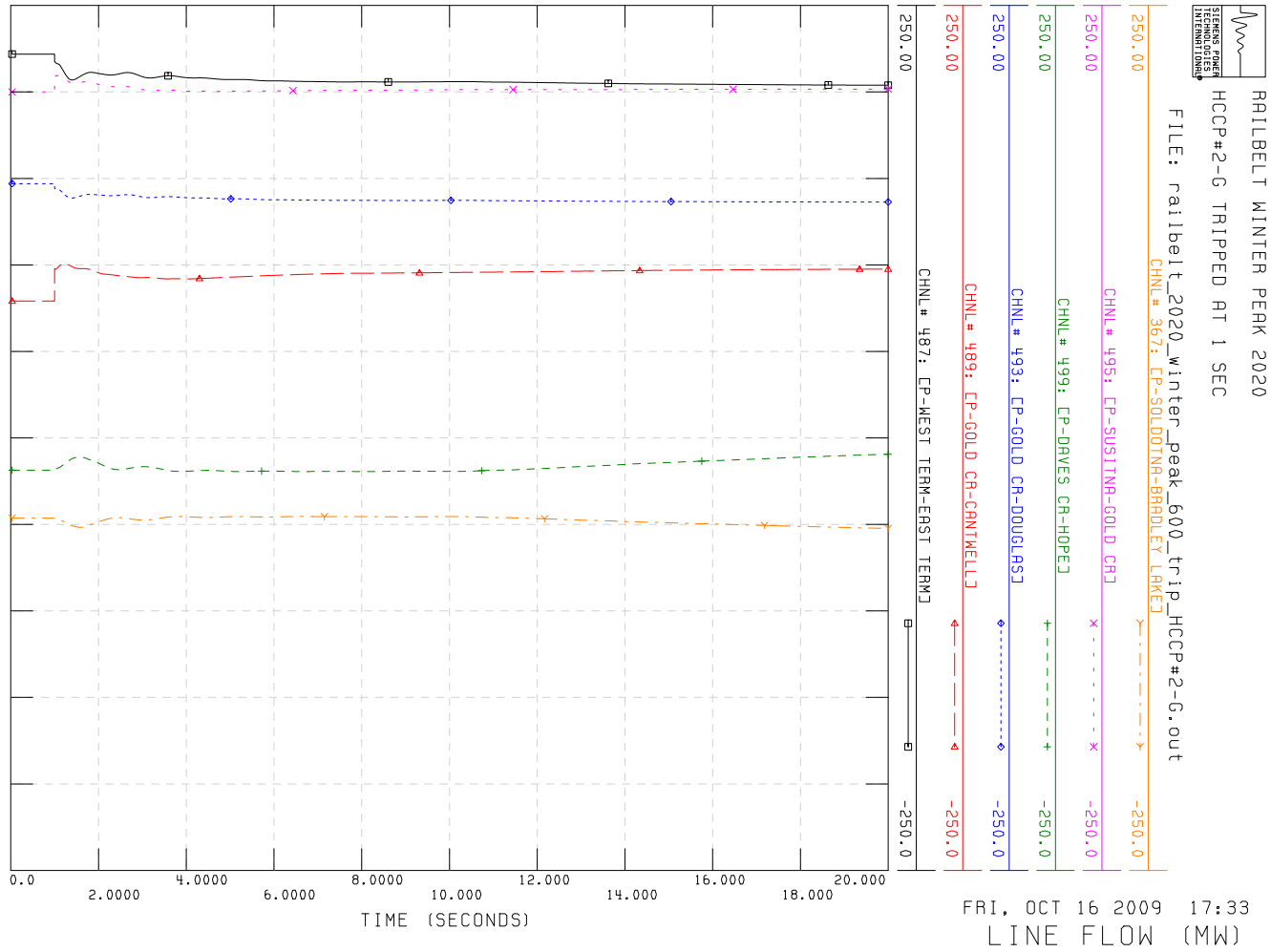
RAILBELT WINTER PEAK 2020
HCCP#2-G TRIPPED AT 1 SEC
FILE: railbelt_2020_winter_peak_600_trip_HCCP#2-G.out
CHNL# 367: EP-SOLDOTNA-BRADLEY LAKE
CHNL# 495: EP-SUSITNA-GOLD CRJ
CHNL# 499: EP-DAVES CR-HOPE
CHNL# 493: EP-GOLD CR-DOUGLAS
CHNL# 489: EP-GOLD CR-CANTWELL
CHNL# 487: EP-WEST TERM-EAST TERM
250.00
-250.0
TIME (SECONDS)
0.0
2.0000
4.0000
6.0000
8.0000
10.000
12.000
14.000
16.000
18.000
20.000
FRI, OCT 16 2009 17:33
LINE FLOW (MW)

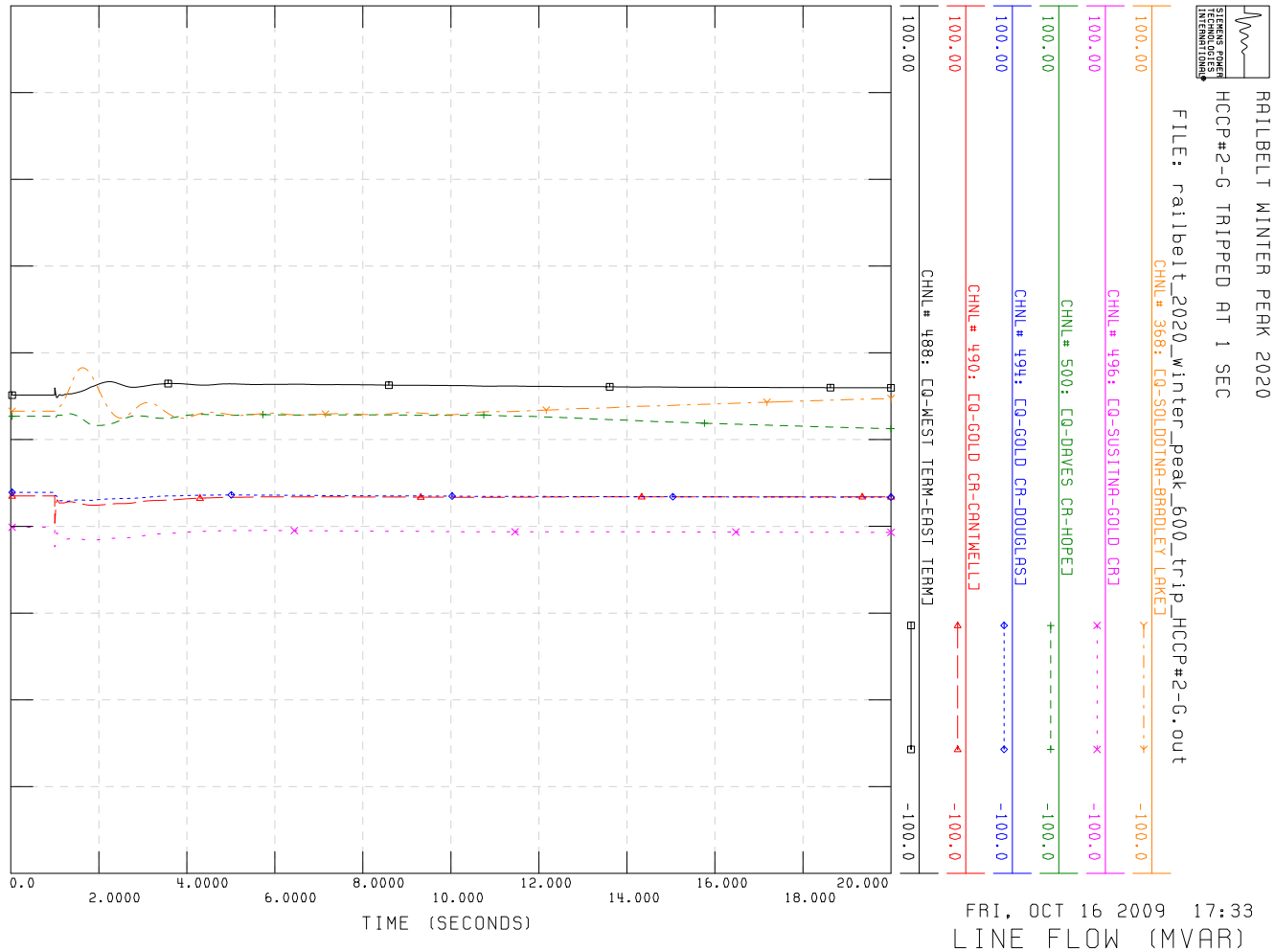
RAILBELT WINTER PEAK 2020
HCCP#2-G TRIPPED AT 1 SEC
FILE: railbelt_2020_winter_peak_600_trip_HCCP#2-G.out
CHNL# 368: CQ-SOLDOTNA-BRADLEY LAKE
CHNL# 496: CQ-SUSITNA-GOLD CRJ
CHNL# 500: CQ-DAVES CR-HOPE
CHNL# 494: CQ-GOLD CR-DOUGLAS
CHNL# 490: CQ-GOLD CR-CANTWELL
CHNL# 488: CQ-WEST TERM-EAST TERM
100.00
-100.0
TIME (SECONDS)
0.0
2.0000
4.0000
6.0000
8.0000
10.000
12.000
14.000
16.000
18.000
20.000
FRI, OCT 16 2009 17:33
LINE FLOW (MVAR)

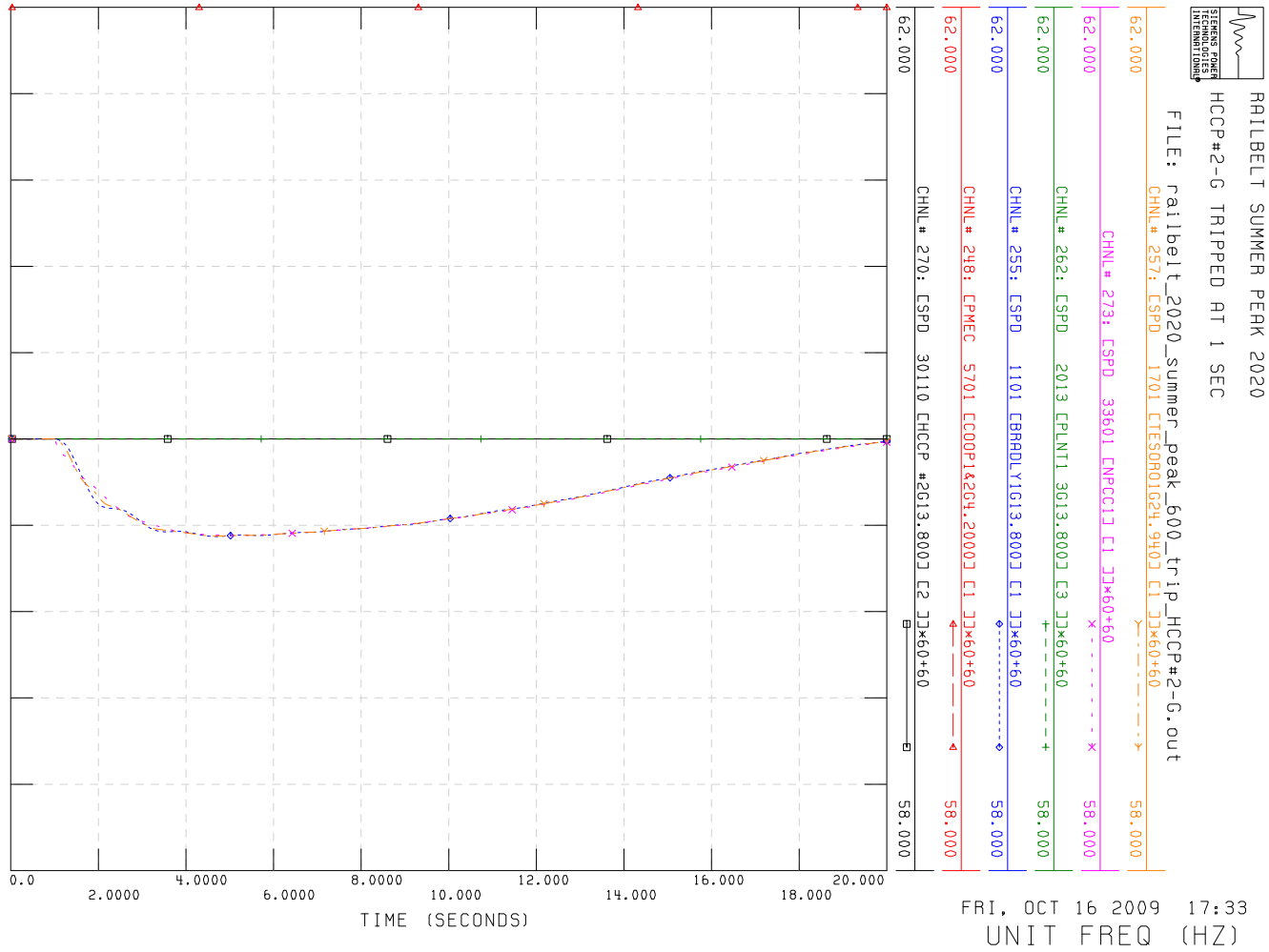
RAILBELT SUMMER PEAK 2020
HCCP#2-G TRIPPED AT 1 SEC
FILE: railbelt_2020_summer_peak_600_trip_HCCP#2-G.out
CHNL# 257: CSPD 1701 CTESORO1G24.9400 C1 JJ×60+60
CHNL# 273: CSPD 33601 CNPCC1J C1 JJ×60+60
CHNL# 262: CSPD 2013 CPLNT1 3G13.800J C3 JJ×60+60
CHNL# 255: CSPD 1101 CBRADLY1G13.800J C1 JJ×60+60
CHNL# 248: CPMEC 5701 CCOOP1&2G4.2000J C1 JJ×60+60
CHNL# 270: CSPD 30110 CHCCP #2G13.800J C2 JJ×60+60
62.000
58.000
0.0
2.0000
4.0000
6.0000
8.0000
10.000
12.000
14.000
16.000
18.000
20.000
TIME (SECONDS)
FRI, OCT 16 2009 17:33
UNIT FREQ (HZ)

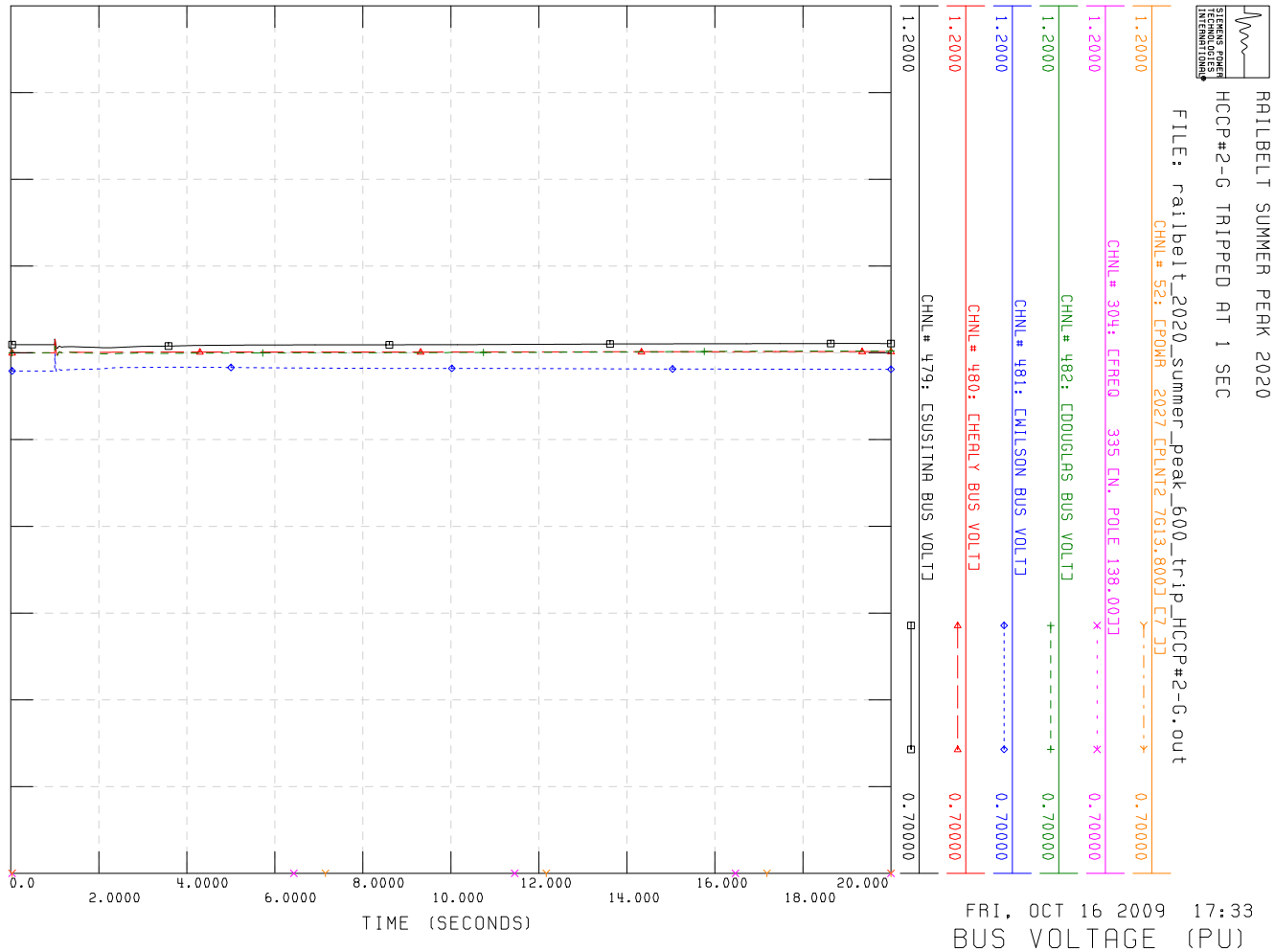
RAILBELT SUMMER PEAK 2020
HCCP#2-G TRIPPED AT 1 SEC
FILE: railbelt_2020_summer_peak_600_trip_HCCP#2-G.out
CHNL# 52: CPOWR 2027 CPLNT2 7613.800J C7 JJ
CHNL# 304: CFREQ 335 CN. POLE 138.00JJ
CHNL# 482: CDOUGLAS BUS VOLTJ
CHNL# 481: CWILSON BUS VOLTJ
CHNL# 480: CHEALY BUS VOLTJ
CHNL# 479: CSUSITNA BUS VOLTJ
1.2000
0.70000
0.0
2.0000
4.0000
6.0000
8.0000
10.000
12.000
14.000
16.000
18.000
20.000
TIME (SECONDS)
FRI, OCT 16 2009 17:33
BUS VOLTAGE (PU)

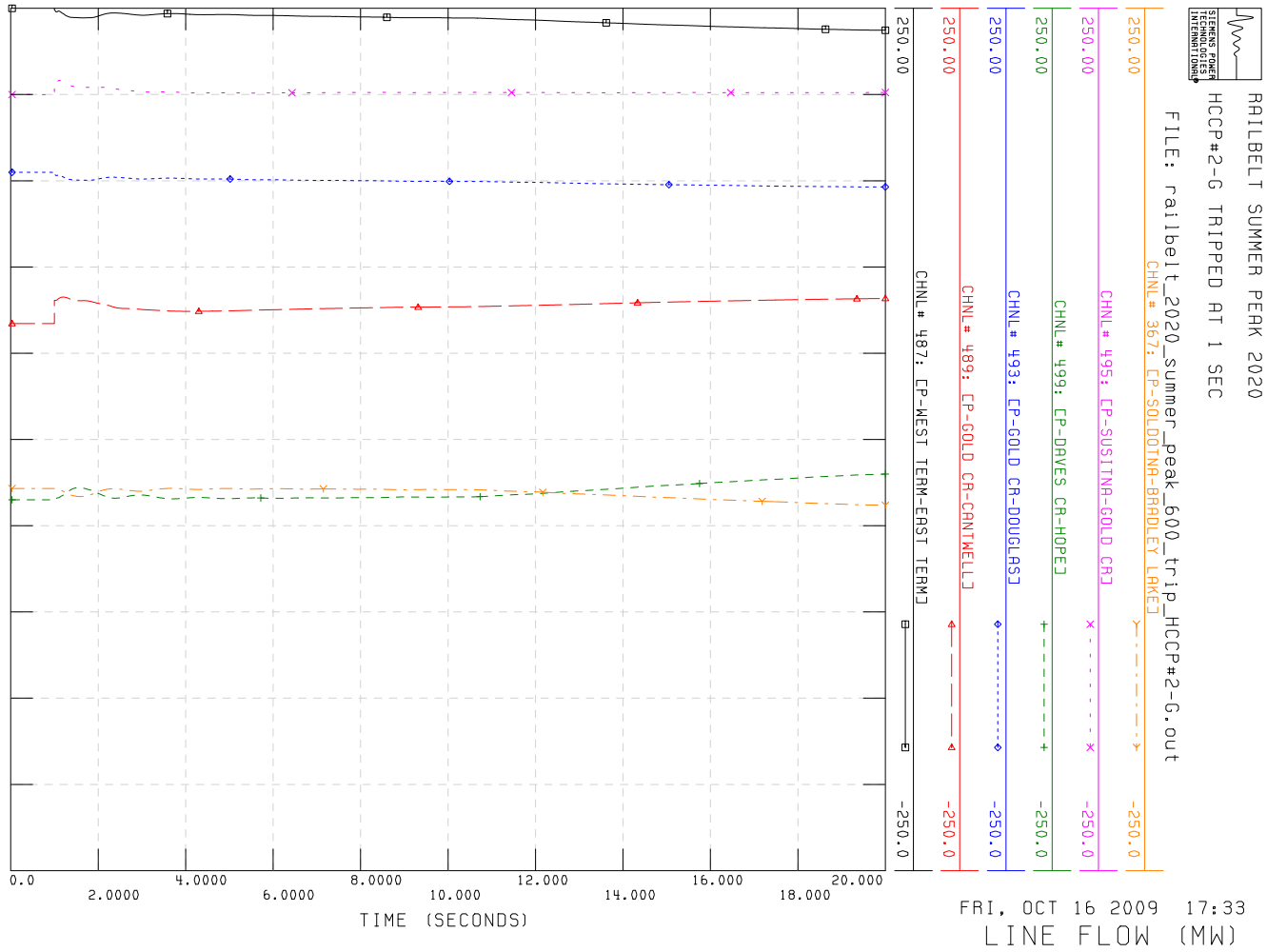
RAILBELT SUMMER PEAK 2020
HCCP#2-G TRIPPED AT 1 SEC
FILE: railbelt_2020_summer_peak_600_trip_HCCP#2-G.out
CHNL# 367: CP-SOLDOTNA-BRADLEY LAKE
CHNL# 495: CP-SUSITNA-GOLD CR
CHNL# 499: CP-DAVES CR-HOPE
CHNL# 493: CP-GOLD CR-DOUGLAS
CHNL# 489: CP-GOLD CR-CANTWELL
CHNL# 487: CP-WEST TERM-EAST TERM
250.00
-250.0
TIME (SECONDS)
0.0
2.0000
4.0000
6.0000
8.0000
10.000
12.000
14.000
16.000
18.000
20.000
FRI, OCT 16 2009 17:33
LINE FLOW (MW)

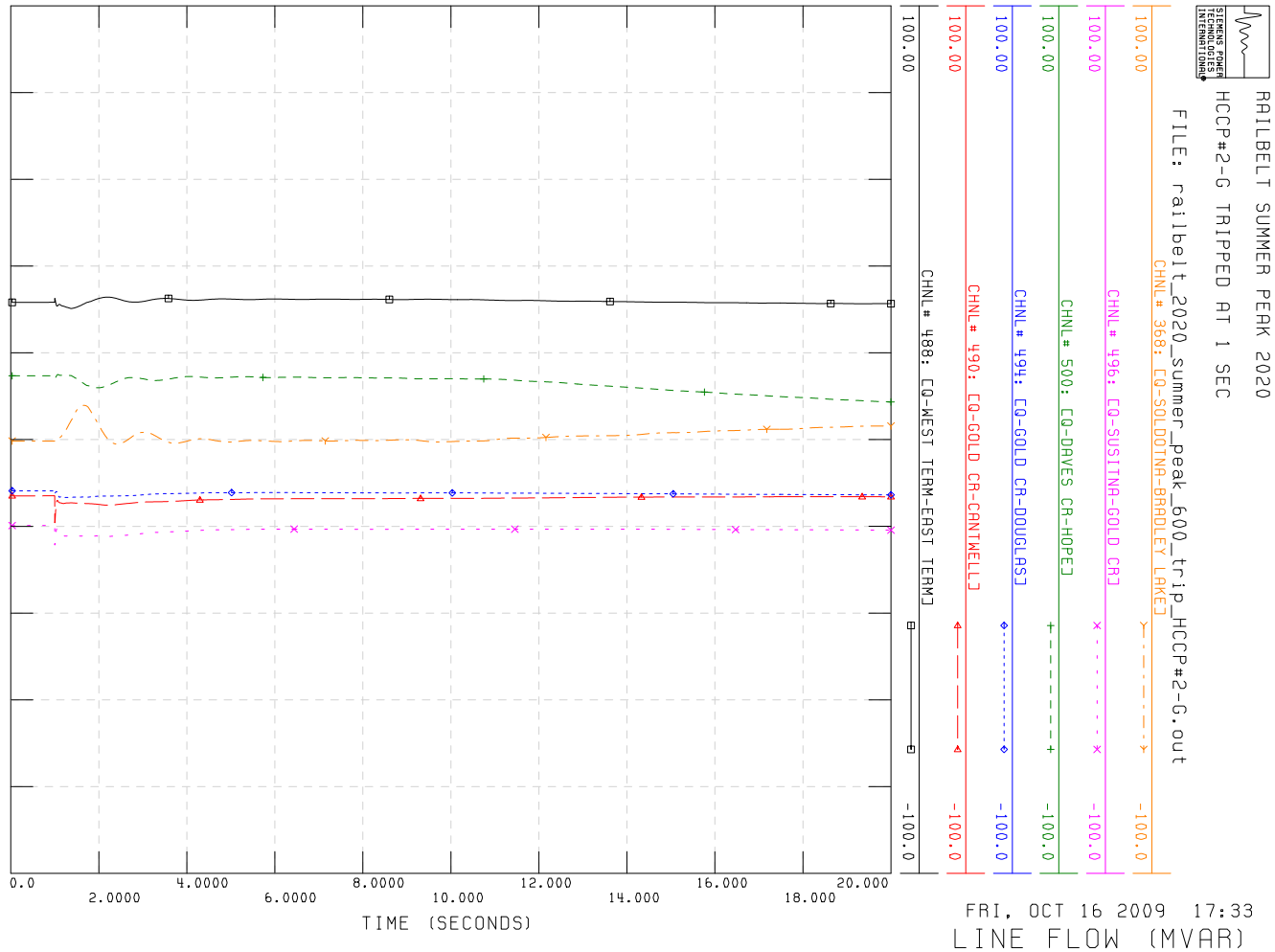
RAILBELT SUMMER PEAK 2020
HCCP#2-G TRIPPED AT 1 SEC
FILE: railbelt_2020_summer_peak_600_trip_HCCP#2-G.out
CHNL# 368: CQ-SOLDOTNA-BRADLEY LAKE
CHNL# 496: CQ-SUSITNA-GOLD CR
CHNL# 500: CQ-DAVES CR-HOPE
CHNL# 494: CQ-GOLD CR-DOUGLAS
CHNL# 490: CQ-GOLD CR-CANTWELL
CHNL# 488: CQ-WEST TERM-EAST TERM
100.00
-100.0
TIME (SECONDS)
0.0
2.0000
4.0000
6.0000
8.0000
10.000
12.000
14.000
16.000
18.000
20.000
FRI, OCT 16 2009 17:33
LINE FLOW (MVAR)

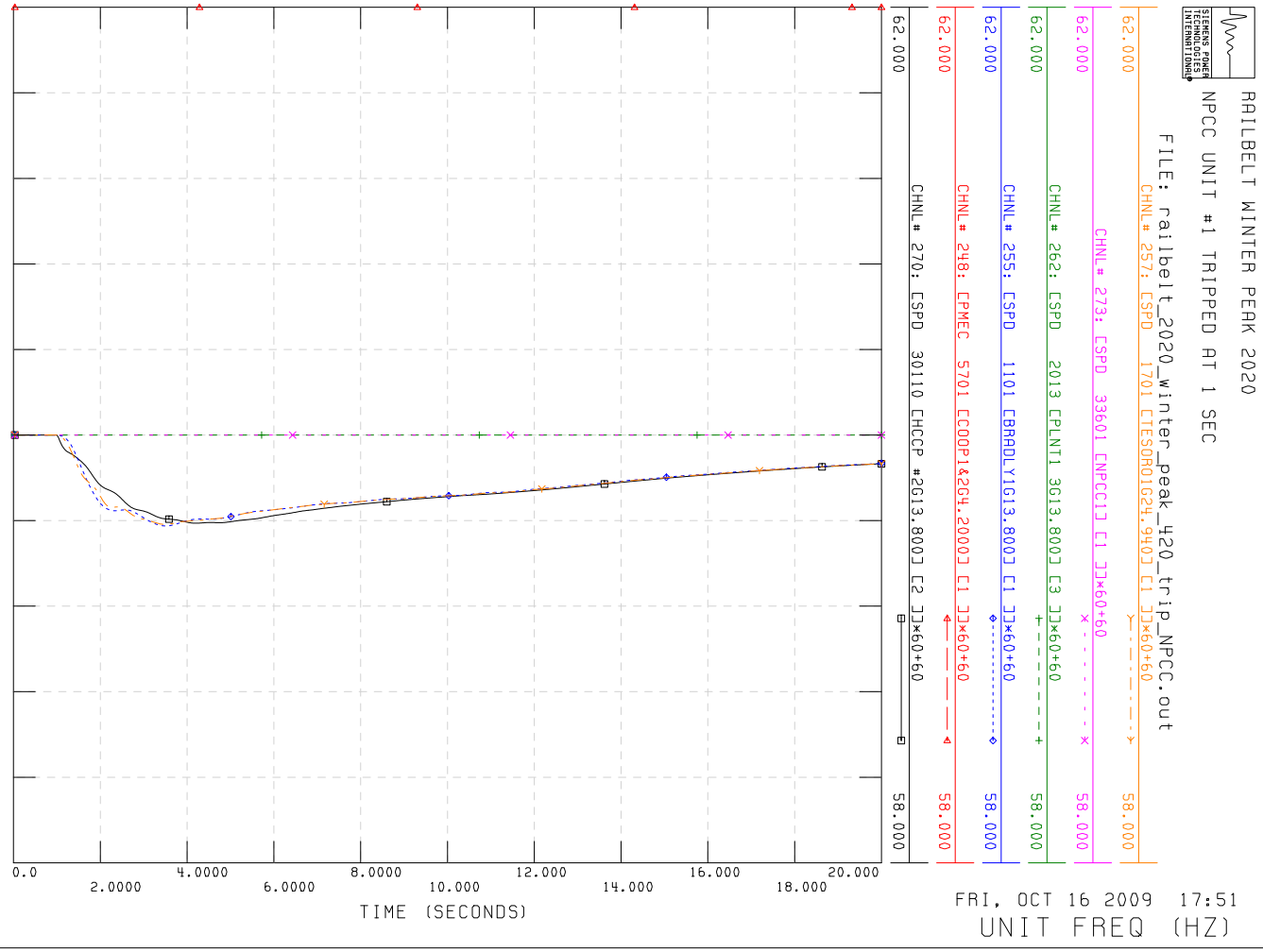
RAILBELT WINTER PEAK 2020
NPCC UNIT #1 TRIPPED AT 1 SEC
FILE: railbelt_2020_winter_peak_420_trip_NPCC.out
CHNL# 257: CSPD 1701 CTESORO1G24.9400] C1 JJ×60+60
CHNL# 273: CSPD 33601 CNPCC1J C1 JJ×60+60
CHNL# 262: CSPD 2013 CPLNT1 3G13.800] C3 JJ×60+60
CHNL# 255: CSPD 1101 CBRADLY1G13.800] C1 JJ×60+60
CHNL# 248: CPMEC 5701 CCOOP1&2G4.2000] C1 JJ×60+60
CHNL# 270: CSPD 30110 CHCCP #2G13.800] C2 JJ×60+60
62.000
58.000
0.0
2.0000
4.0000
6.0000
8.0000
10.000
12.000
14.000
16.000
18.000
20.000
TIME (SECONDS)
FRI, OCT 16 2009 17:51
UNIT FREQ (HZ)

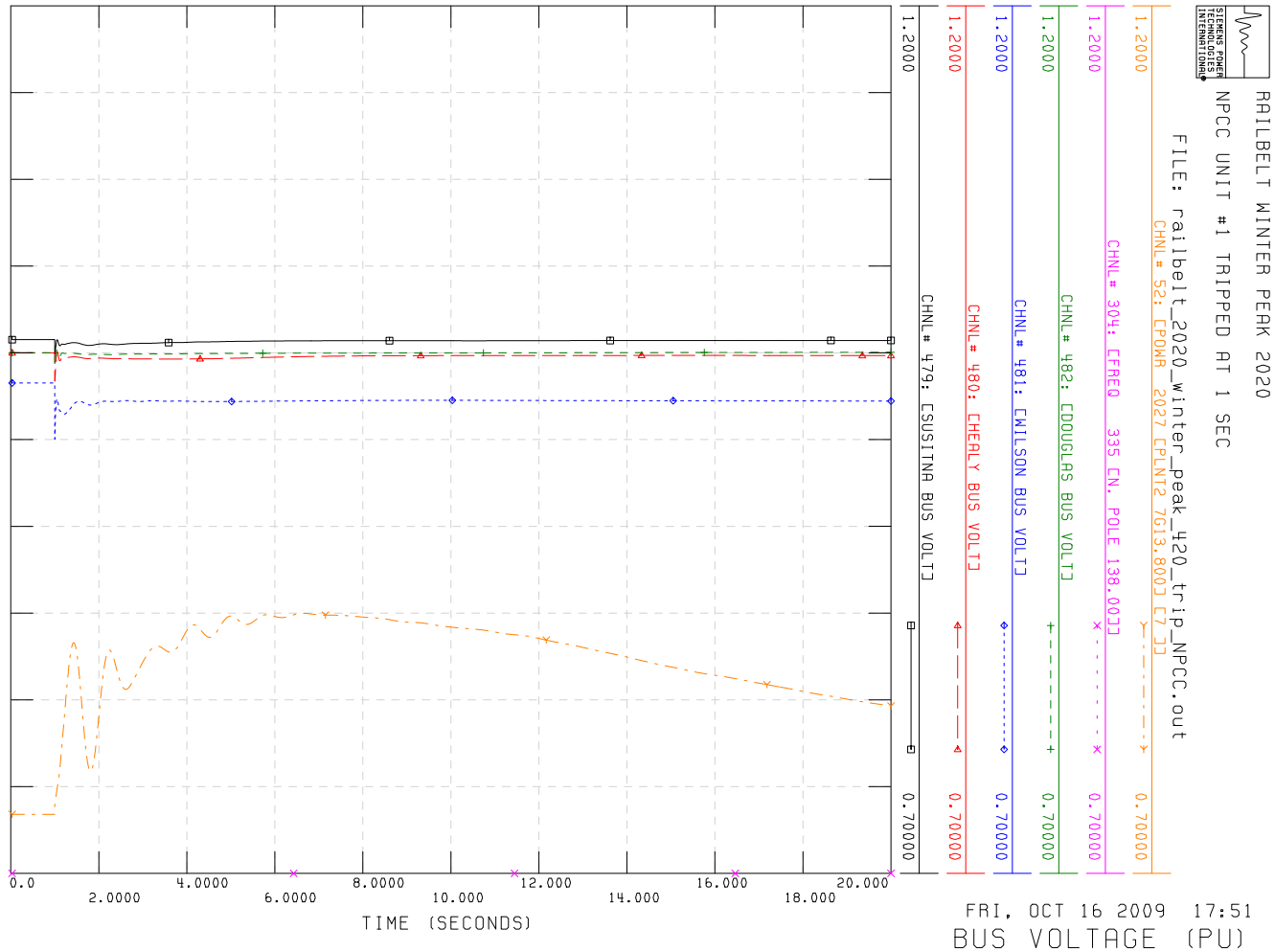
RAILBELT WINTER PEAK 2020
NPCC UNIT #1 TRIPPED AT 1 SEC
FILE: railbelt_2020_winter_peak_420_trip_NPCC.out
CHNL# 52: CPOWR 2027 CPLNT2 7G13.800] C7 JJ
CHNL# 304: CFREQ 335 CN. POLE 138.00JJ
CHNL# 482: CDOUGLAS BUS VOLTJ
CHNL# 481: CWILSON BUS VOLTJ
CHNL# 480: CHEALY BUS VOLTJ
CHNL# 479: CSUSITNA BUS VOLTJ
1.2000
0.70000
0.0
2.0000
4.0000
6.0000
8.0000
10.000
12.000
14.000
16.000
18.000
20.000
TIME (SECONDS)
FRI, OCT 16 2009 17:51
BUS VOLTAGE (PU)

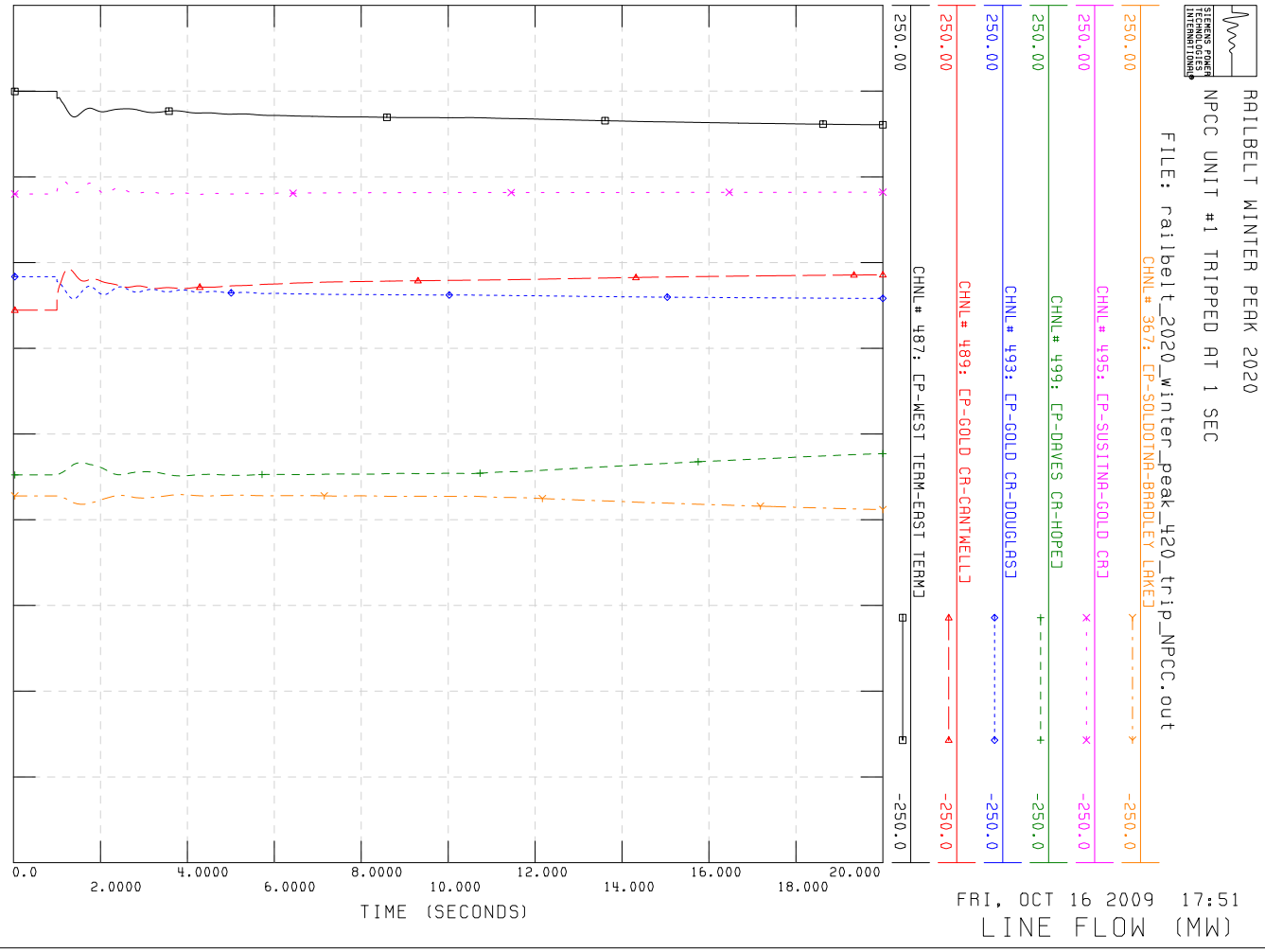
RAILBELT WINTER PEAK 2020
NPCC UNIT #1 TRIPPED AT 1 SEC
FILE: railbelt_2020_winter_peak_420_trip_NPCC.out
CHNL# 367: EP-SOLDOTNA-BRADLEY LAKE
CHNL# 495: EP-SUSITNA-GOLD CR
CHNL# 499: EP-DAVES CR-HOPE
CHNL# 493: EP-GOLD CR-DOUGLAS
CHNL# 489: EP-GOLD CR-CANTWELL
CHNL# 487: EP-WEST TERM-EAST TERM
250.00
-250.0
TIME (SECONDS)
0.0
2.0000
4.0000
6.0000
8.0000
10.000
12.000
14.000
16.000
18.000
20.000
FRI, OCT 16 2009 17:51
LINE FLOW (MW)

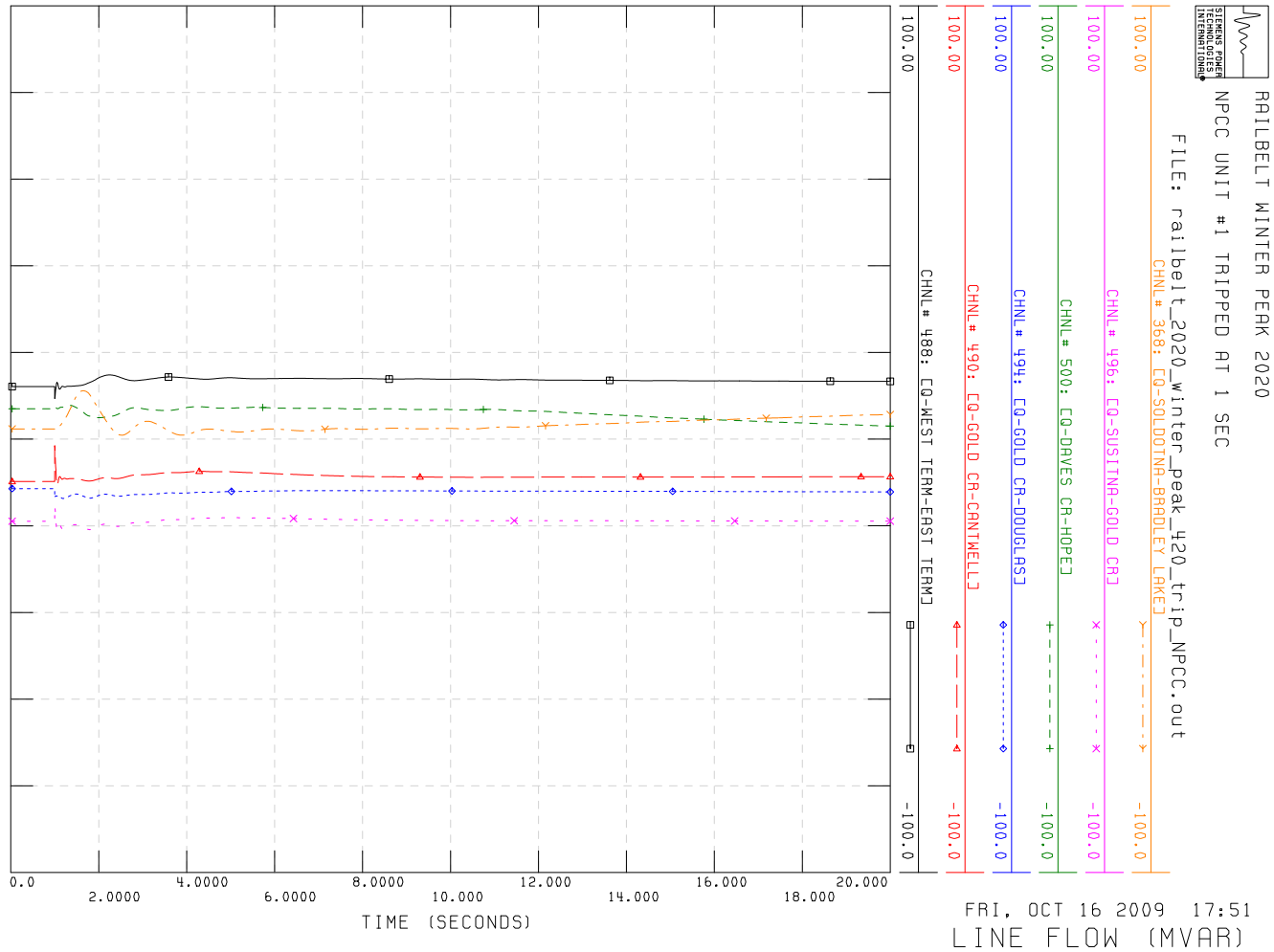
RAILBELT WINTER PEAK 2020
NPCC UNIT #1 TRIPPED AT 1 SEC
FILE: railbelt_2020_winter_peak_420_trip_NPCC.out
CHNL# 368: CQ-SOLDOTNA-BRADLEY LAKE
CHNL# 496: CQ-SUSITNA-GOLD CR
CHNL# 500: CQ-DAVES CR-HOPE
CHNL# 494: CQ-GOLD CR-DOUGLAS
CHNL# 490: CQ-GOLD CR-CANTWELL
CHNL# 488: CQ-WEST TERM-EAST TERM
100.00
-100.0
TIME (SECONDS)
0.0
2.0000
4.0000
6.0000
8.0000
10.000
12.000
14.000
16.000
18.000
20.000
FRI, OCT 16 2009 17:51
LINE FLOW (MVAR)

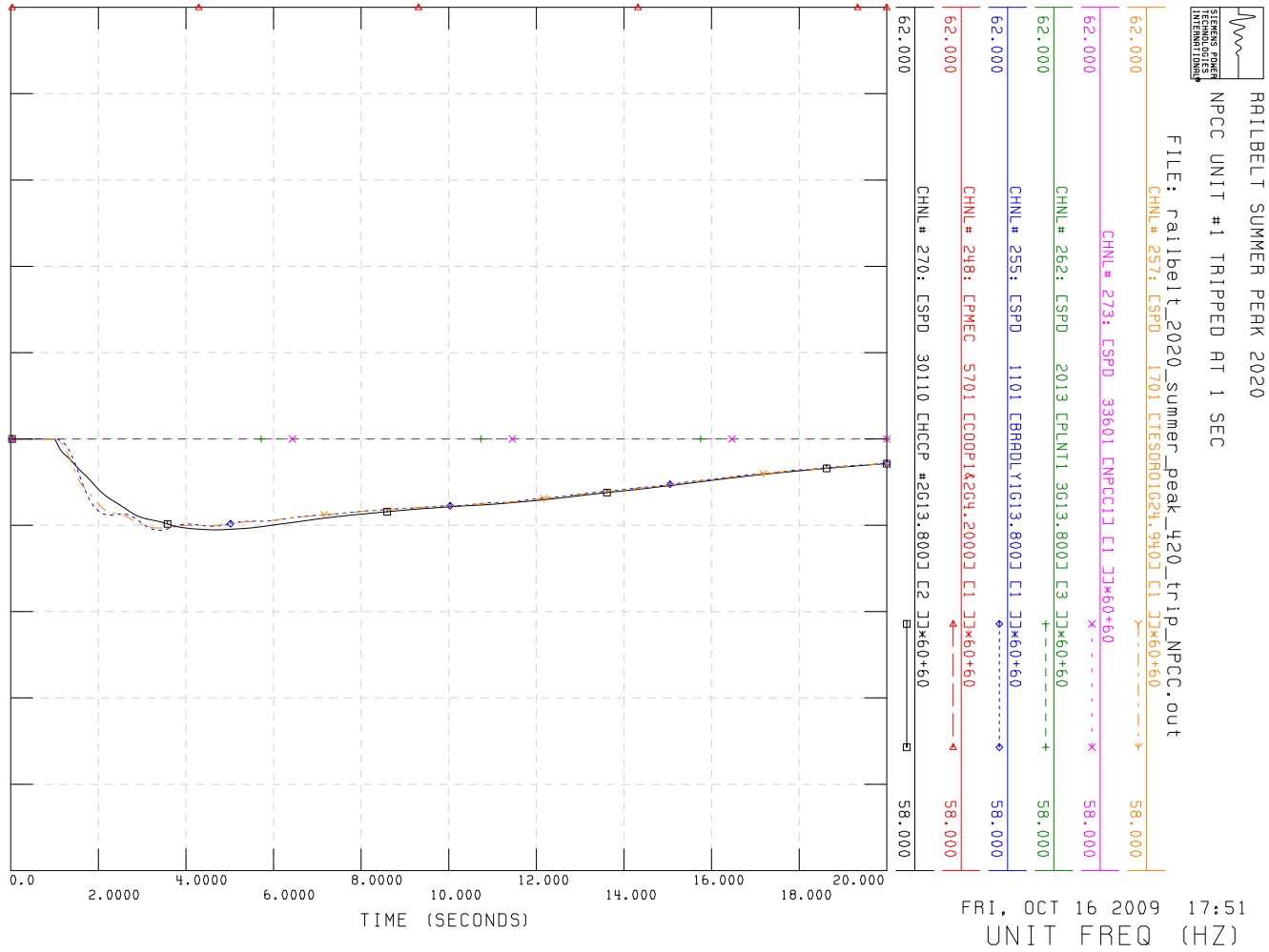
RAILBELT SUMMER PEAK 2020
NPCC UNIT #1 TRIPPED AT 1 SEC
FILE: railbelt_2020_summer_peak_420_trip_NPCC.out
CHNL# 257: CSPD 1701 CTESORO1G24.9400 C1 JJ×60+60
CHNL# 273: CSPD 33601 CNPCC13 C1 JJ×60+60
CHNL# 262: CSPD 2013 CPLNT1 3G13.8000 C3 JJ×60+60
CHNL# 255: CSPD 1101 CBRADLY1G13.8000 C1 JJ×60+60
CHNL# 248: CPMEC 5701 CCOOP1&2G4.2000 C1 JJ×60+60
CHNL# 270: CSPD 30110 CHCCP #2G13.8000 C2 JJ×60+60
62.000
58.000
0.0
2.0000
4.0000
6.0000
8.0000
10.000
12.000
14.000
16.000
18.000
20.000
TIME (SECONDS)
FRI, OCT 16 2009 17:51
UNIT FREQ (HZ)

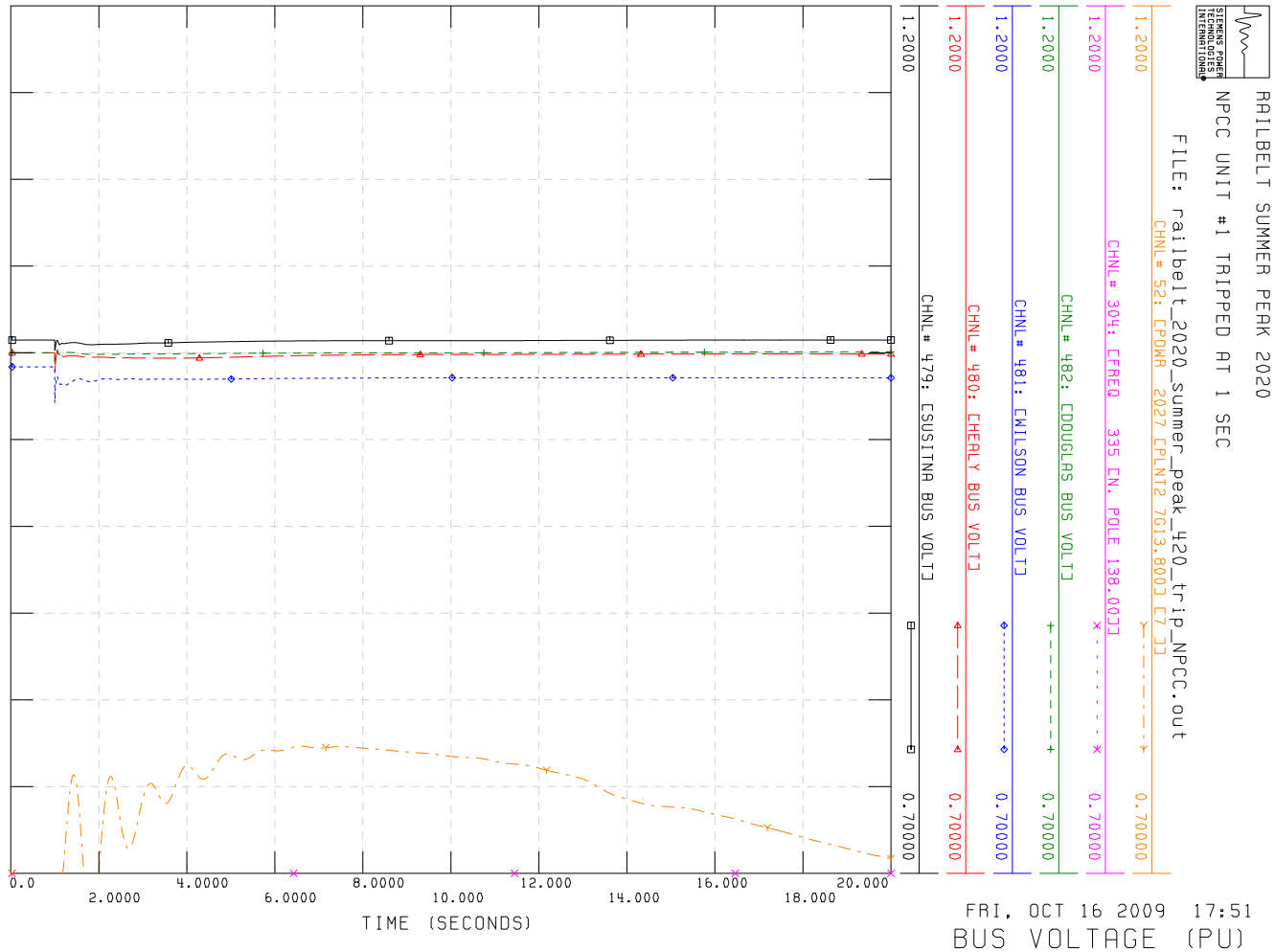
RAILBELT SUMMER PEAK 2020
NPCC UNIT #1 TRIPPED AT 1 SEC
FILE: railbelt_2020_summer_peak_420_trip_NPCC.out
CHNL# 52: CPOWR 2027 CPLNT2 7G13.800 C7 JJ
CHNL# 304: CFREQ 335 CN. POLE 138.00 JJ
CHNL# 482: CDOUGLAS BUS VOLT J
CHNL# 481: CWILSON BUS VOLT J
CHNL# 480: CHEALY BUS VOLT J
CHNL# 479: CSUSITNA BUS VOLT J
1.2000
0.70000
0.0
2.0000
4.0000
6.0000
8.0000
10.000
12.000
14.000
16.000
18.000
20.000
TIME (SECONDS)
FRI, OCT 16 2009 17:51
BUS VOLTAGE (PU)

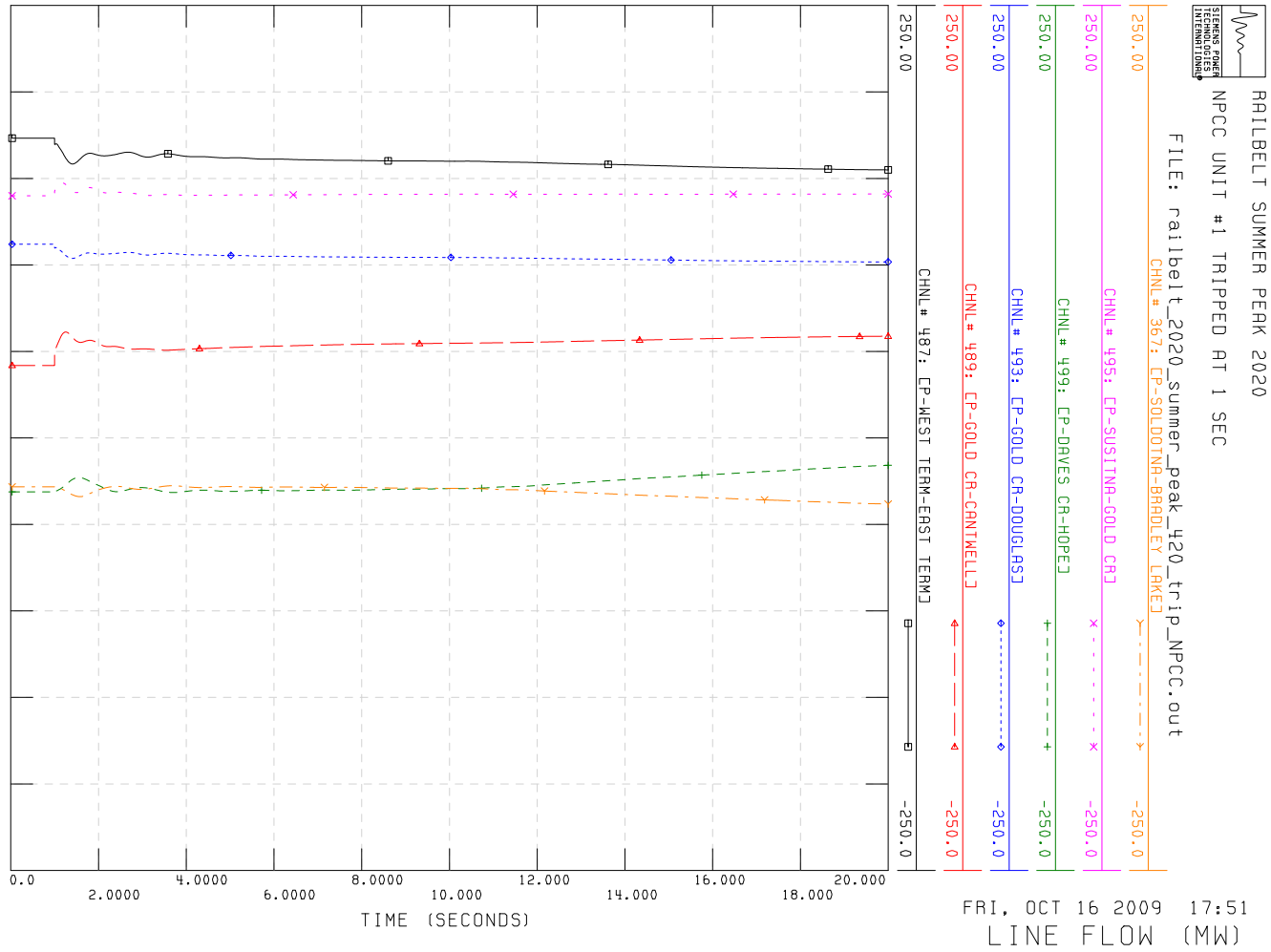
RAILBELT SUMMER PEAK 2020
NPCC UNIT #1 TRIPPED AT 1 SEC
FILE: railbelt_2020_summer_peak_420_trip_NPCC.out
CHNL# 367: EP-SOLDOTNA-BRADLEY LAKE
CHNL# 495: EP-SUSITNA-GOLD CR
CHNL# 499: EP-DAVES CR-HOPE
CHNL# 493: EP-GOLD CR-DOUGLAS
CHNL# 489: EP-GOLD CR-CANTWELL
CHNL# 487: EP-WEST TERM-EAST TERM
250.00
-250.0
TIME (SECONDS)
0.0
2.0000
4.0000
6.0000
8.0000
10.000
12.000
14.000
16.000
18.000
20.000
FRI, OCT 16 2009 17:51
LINE FLOW (MW)

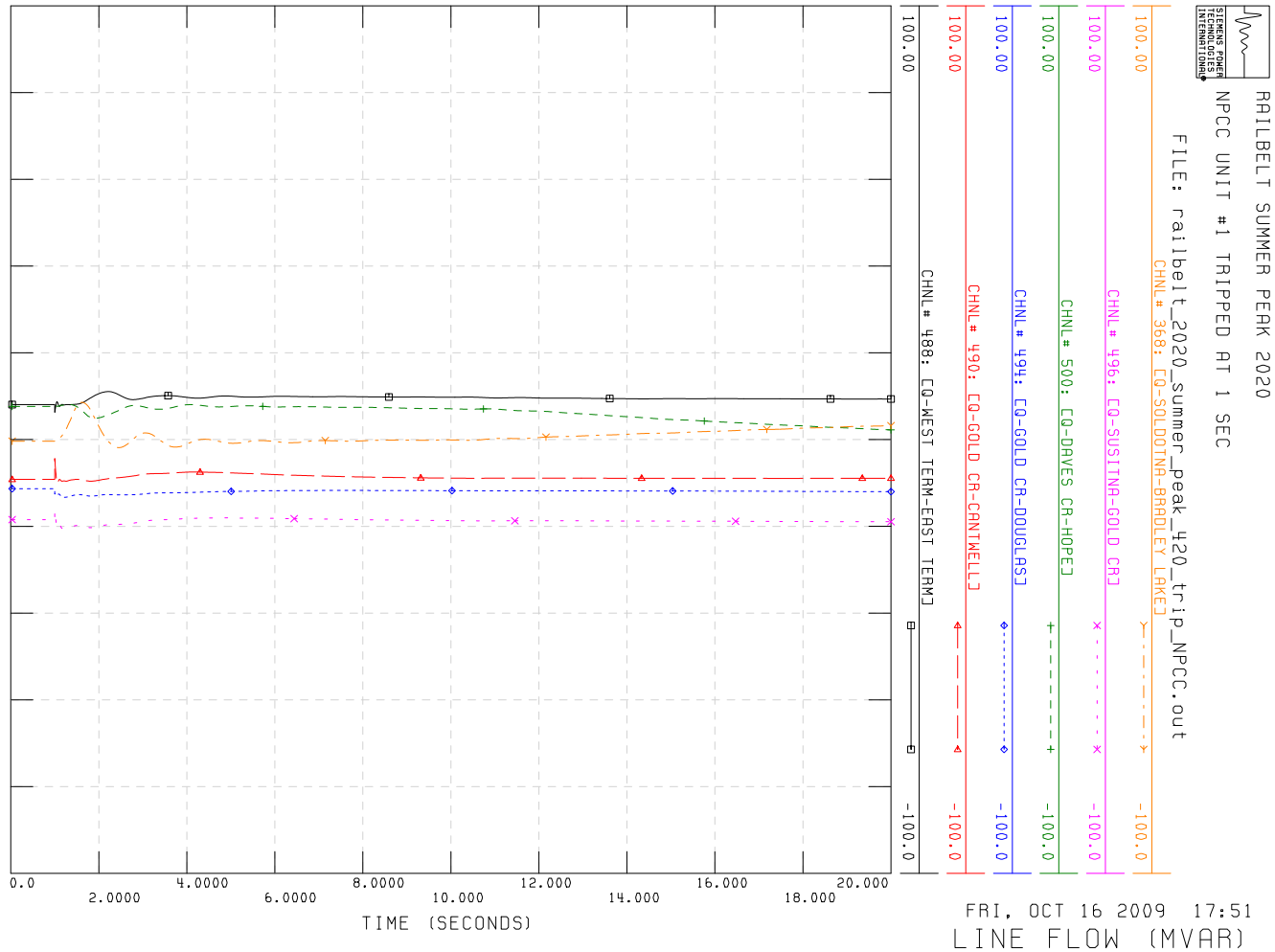
RAILBELT SUMMER PEAK 2020
NPCC UNIT #1 TRIPPED AT 1 SEC
FILE: railbelt_2020_summer_peak_420_trip_NPCC.out
CHNL# 368: CQ-SOLDOTNA-BRADLEY LAKE
CHNL# 496: CQ-SUSITNA-GOLD CR
CHNL# 500: CQ-DAVES CR-HOPE
CHNL# 494: CQ-GOLD CR-DOUGLAS
CHNL# 490: CQ-GOLD CR-CANTWELL
CHNL# 488: CQ-WEST TERM-EAST TERM
100.00
-100.0
TIME (SECONDS)
0.0
2.0000
4.0000
6.0000
8.0000
10.000
12.000
14.000
16.000
18.000
20.000
FRI, OCT 16 2009 17:51
LINE FLOW (MVAR)

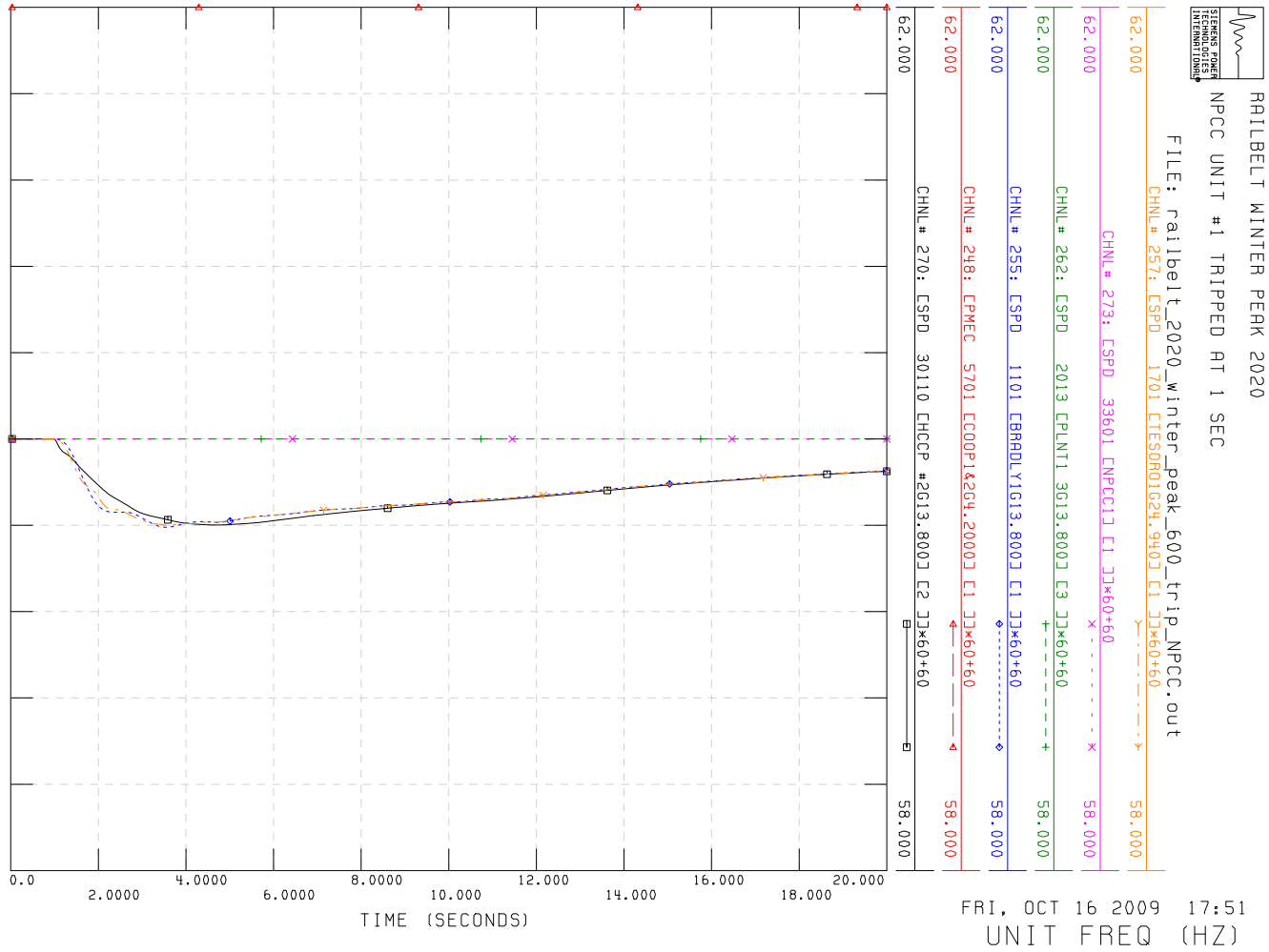
RAILBELT WINTER PEAK 2020
NPCC UNIT #1 TRIPPED AT 1 SEC
FILE: railbelt_2020_winter_peak_600_trip_NPCC.out
CHNL# 257: CSPD 1701 CTESORO1G24.9400 C1 JJ×60+60
CHNL# 273: CSPD 33601 CNPCC1J C1 JJ×60+60
CHNL# 262: CSPD 2013 CPLNT1 3G13.800J C3 JJ×60+60
CHNL# 255: CSPD 1101 CBRADLY1G13.800J C1 JJ×60+60
CHNL# 248: CPMEC 5701 CCOOP1&2G4.2000J C1 JJ×60+60
CHNL# 270: CSPD 30110 CHCCP #2G13.800J C2 JJ×60+60
62.000
58.000
0.0
2.0000
4.0000
6.0000
8.0000
10.000
12.000
14.000
16.000
18.000
20.000
TIME (SECONDS)
FRI, OCT 16 2009 17:51
UNIT FREQ (HZ)

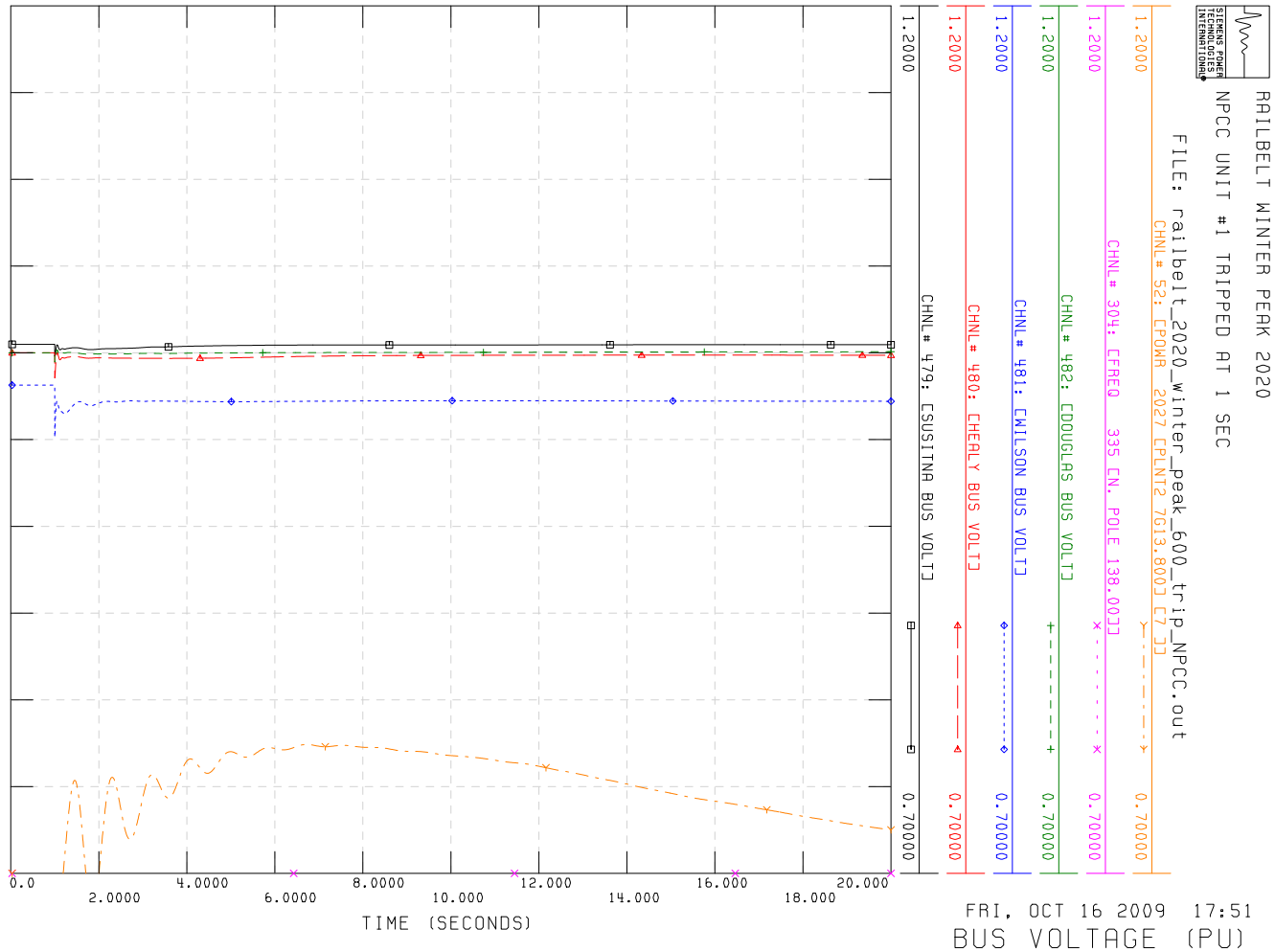
RAILBELT WINTER PEAK 2020
NPCC UNIT #1 TRIPPED AT 1 SEC
FILE: railbelt_2020_winter_peak_600_trip_NPCC.out
CHNL# 52: CPOWR 2027 CPLNT2 7G13.800J C7 JJ
CHNL# 304: CFREQ 335 CN. POLE 138.00JJ
CHNL# 482: CDOUGLAS BUS VOLTJ
CHNL# 481: CWILSON BUS VOLTJ
CHNL# 480: CHEALY BUS VOLTJ
CHNL# 479: CSUSITNA BUS VOLTJ
1.2000
0.70000
0.0
2.0000
4.0000
6.0000
8.0000
10.000
12.000
14.000
16.000
18.000
20.000
TIME (SECONDS)
FRI, OCT 16 2009 17:51
BUS VOLTAGE (PU)

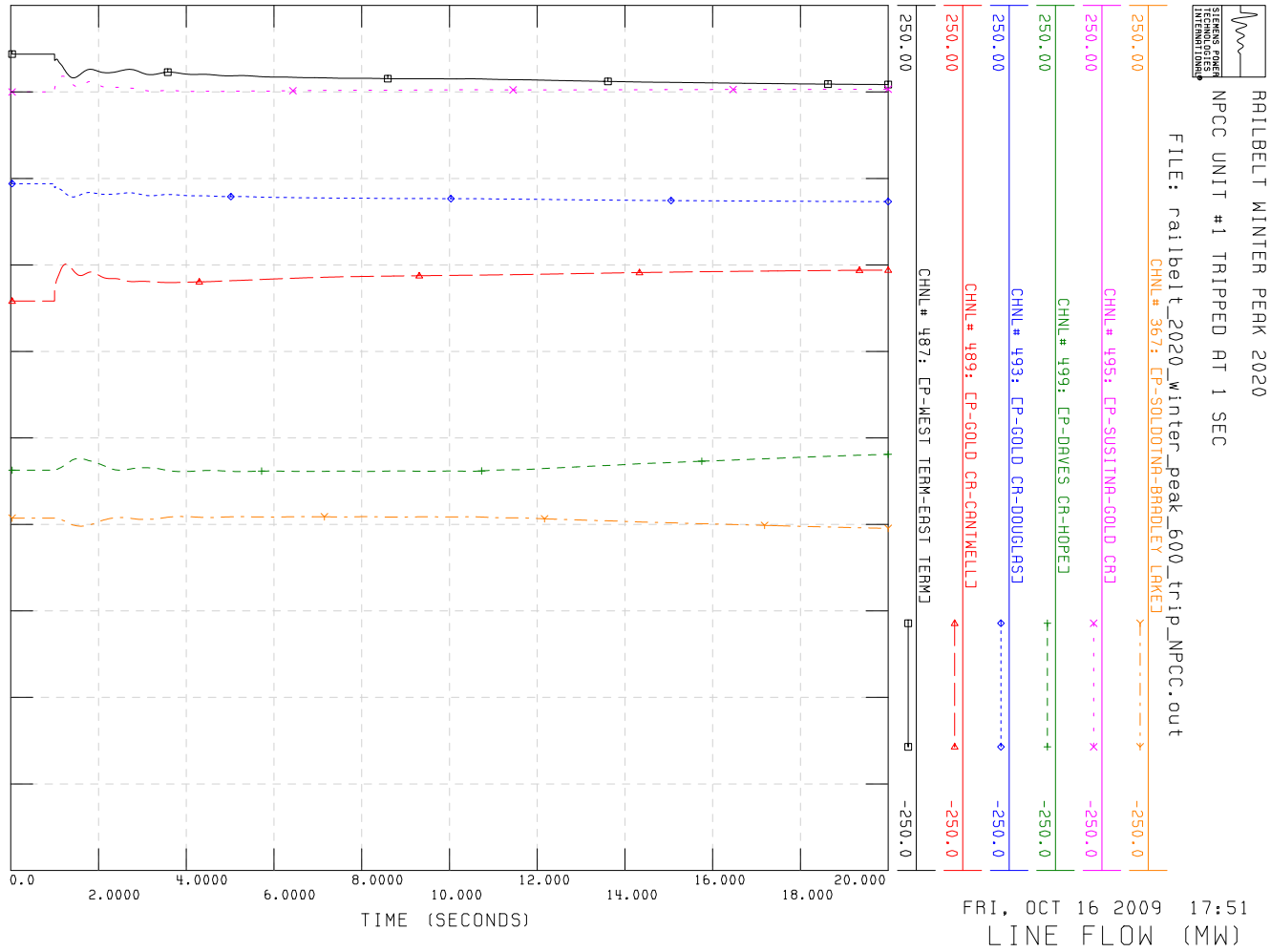
RAILBELT WINTER PEAK 2020
NPCC UNIT #1 TRIPPED AT 1 SEC
FILE: railbelt_2020_winter_peak_600_trip_NPCC.out
CHNL# 367: EP-SOLDOTNA-BRADLEY LAKE
CHNL# 495: EP-SUSITNA-GOLD CR
CHNL# 499: EP-DAVES CR-HOPE
CHNL# 493: EP-GOLD CR-DOUGLAS
CHNL# 489: EP-GOLD CR-CANTWELL
CHNL# 487: EP-WEST TERM-EAST TERM
250.00
-250.0
TIME (SECONDS)
0.0
2.0000
4.0000
6.0000
8.0000
10.000
12.000
14.000
16.000
18.000
20.000
FRI, OCT 16 2009 17:51
LINE FLOW (MW)

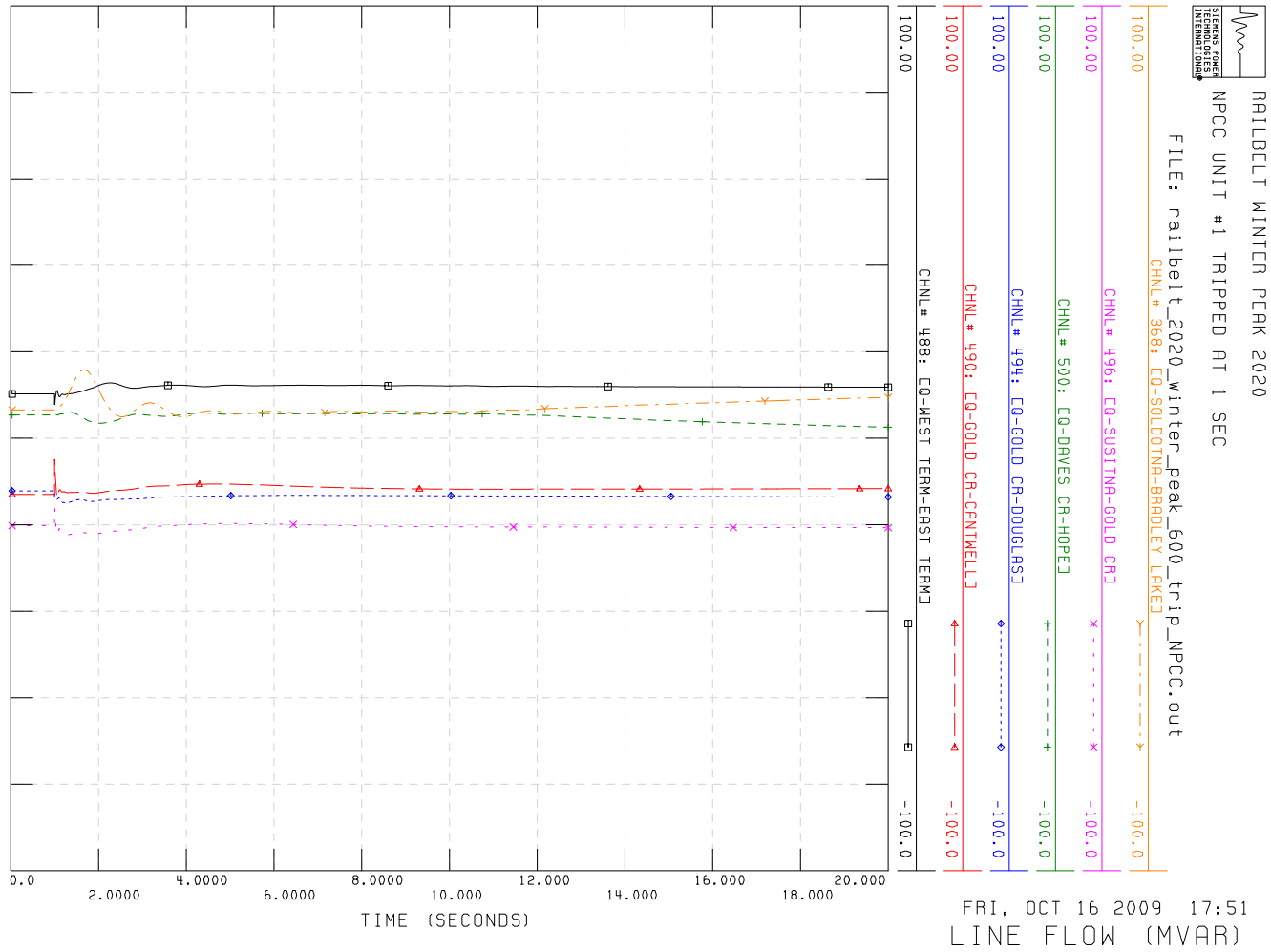
RAILBELT WINTER PEAK 2020
NPCC UNIT #1 TRIPPED AT 1 SEC
FILE: railbelt_2020_winter_peak_600_trip_NPCC.out
CHNL# 368: CQ-SOLDOTNA-BRADLEY LAKE
CHNL# 496: CQ-SUSITNA-GOLD CR
CHNL# 500: CQ-DAVES CR-HOPE
CHNL# 494: CQ-GOLD CR-DOUGLAS
CHNL# 490: CQ-GOLD CR-CANTWELL
CHNL# 488: CQ-WEST TERM-EAST TERM
100.00
-100.0
TIME (SECONDS)
0.0
2.0000
4.0000
6.0000
8.0000
10.000
12.000
14.000
16.000
18.000
20.000
FRI, OCT 16 2009 17:51
LINE FLOW (MVAR)

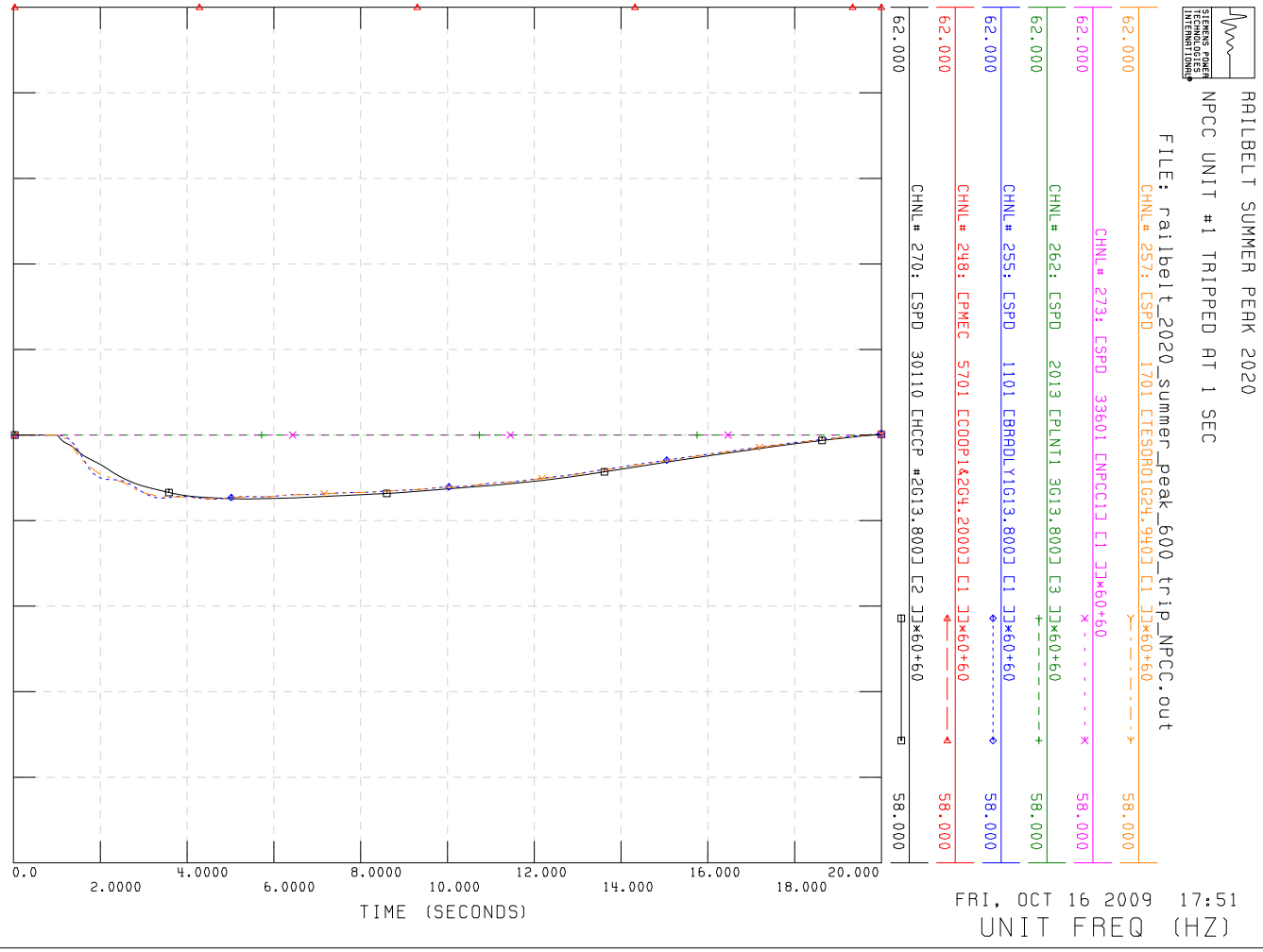
RAILBELT SUMMER PEAK 2020
NPCC UNIT #1 TRIPPED AT 1 SEC
FILE: railbelt_2020_summer_peak_600_trip_NPCC.out
CHNL# 257: CSPD 1701 CTESORO1G24.9400 C1 JJ×60+60
CHNL# 273: CSPD 33601 CNPCC13 C1 JJ×60+60
CHNL# 262: CSPD 2013 CPLNT1 3G13.800J C3 JJ×60+60
CHNL# 255: CSPD 1101 CBRADLY1G13.800J C1 JJ×60+60
CHNL# 248: CPMEC 5701 CCOOP1&2G4.2000J C1 JJ×60+60
CHNL# 270: CSPD 30110 CHCCP #2G13.800J C2 JJ×60+60
62.000
58.000
0.0
2.0000
4.0000
6.0000
8.0000
10.000
12.000
14.000
16.000
18.000
20.000
TIME (SECONDS)
FRI, OCT 16 2009 17:51
UNIT FREQ (HZ)

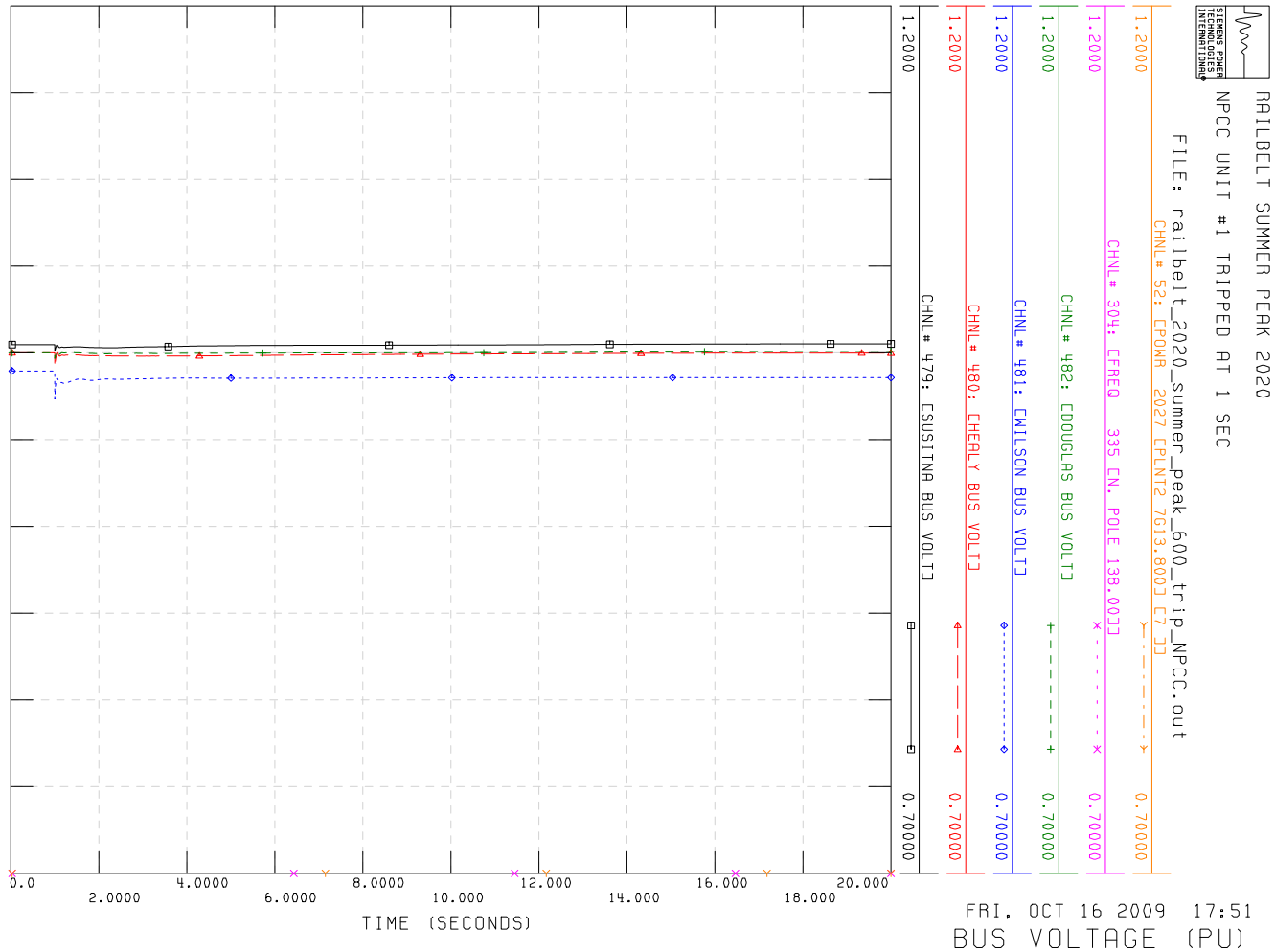
RAILBELT SUMMER PEAK 2020
NPCC UNIT #1 TRIPPED AT 1 SEC
FILE: railbelt_2020_summer_peak_600_trip_NPCC.out
CHNL# 52: CPOWR 2027 CPLNT2 7G13.800J C7 JJ
CHNL# 304: CFREQ 335 CN. POLE 138.00JJ
CHNL# 482: CDOUGLAS BUS VOLTJ
CHNL# 481: CWILSON BUS VOLTJ
CHNL# 480: CHEALY BUS VOLTJ
CHNL# 479: CSUSITNA BUS VOLTJ
1.2000
0.70000
0.0
2.0000
4.0000
6.0000
8.0000
10.000
12.000
14.000
16.000
18.000
20.000
TIME (SECONDS)
FRI, OCT 16 2009 17:51
BUS VOLTAGE (PU)

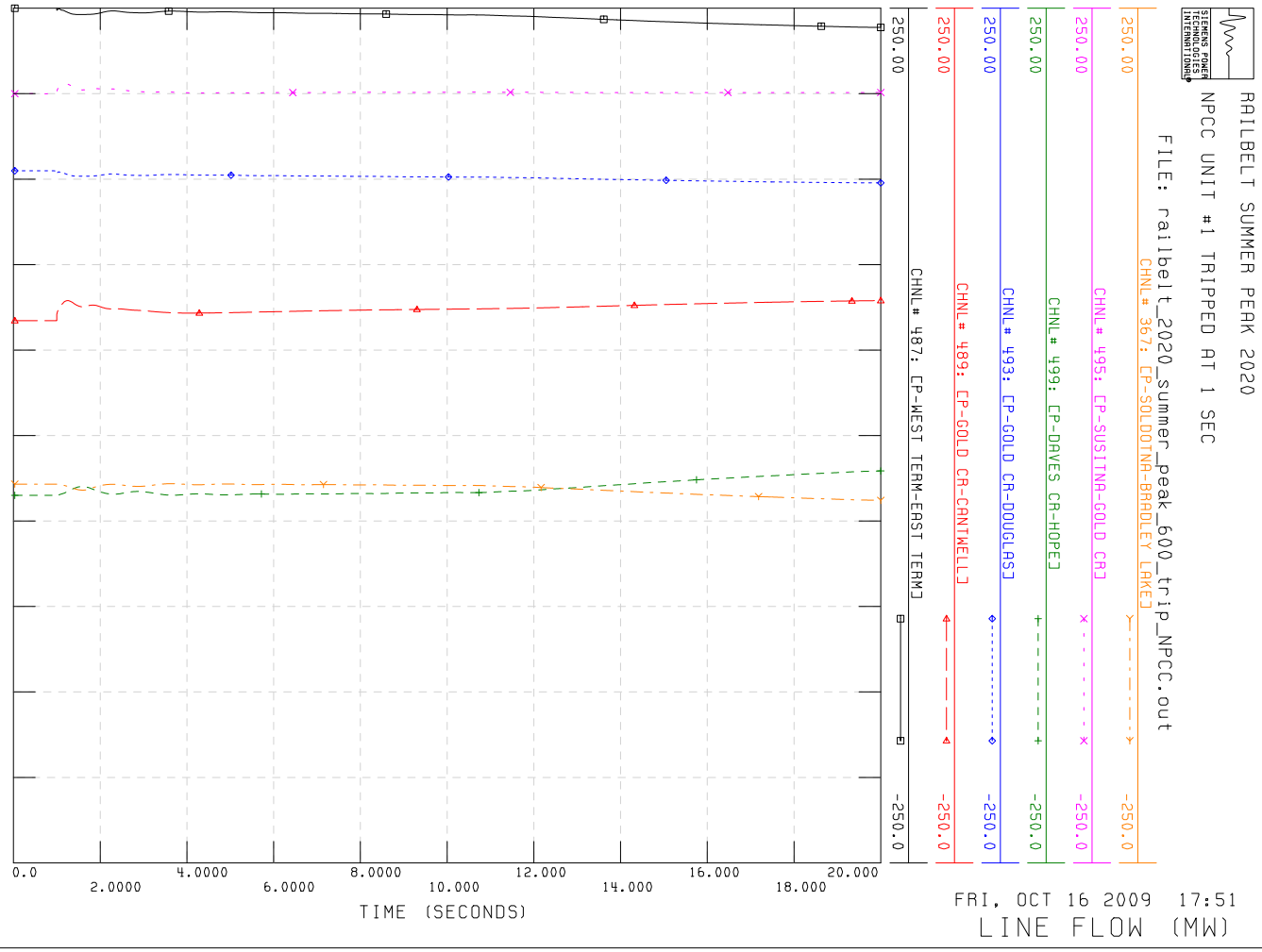
RAILBELT SUMMER PEAK 2020
NPCC UNIT #1 TRIPPED AT 1 SEC
FILE: railbelt_2020_summer_peak_600_trip_NPCC.out
CHNL# 367: CP-SOLDOTNA-BRADLEY LAKE
CHNL# 495: CP-SUSITNA-GOLD CR
CHNL# 499: CP-DAVES CR-HOPE
CHNL# 493: CP-GOLD CR-DOUGLAS
CHNL# 489: CP-GOLD CR-CANTWELL
CHNL# 487: CP-WEST TERM-EAST TERM
250.00
-250.0
0.0
2.0000
4.0000
6.0000
8.0000
10.000
12.000
14.000
16.000
18.000
20.000
TIME (SECONDS)
FRI, OCT 16 2009 17:51
LINE FLOW (MW)

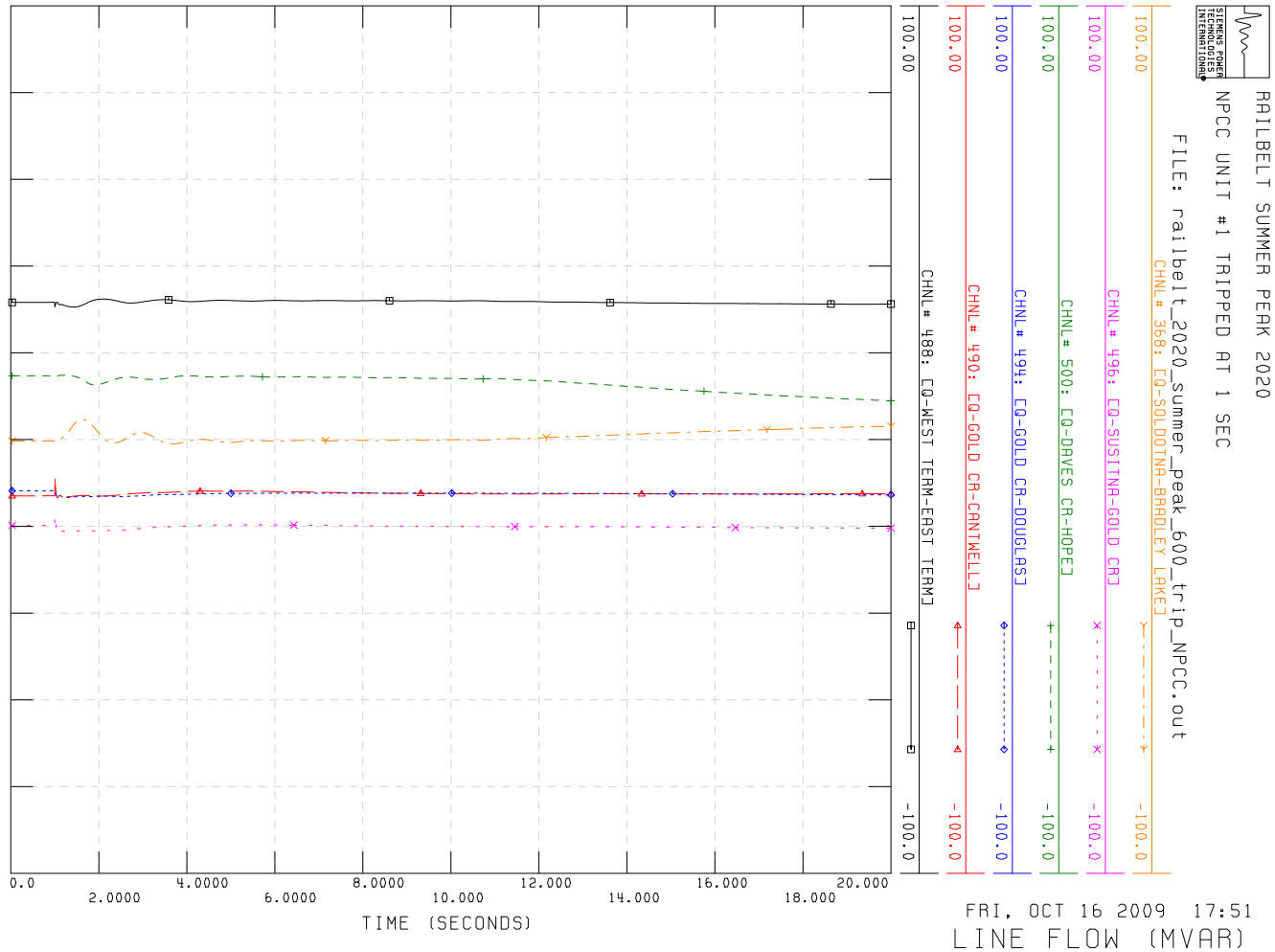
RAILBELT SUMMER PEAK 2020
NPCC UNIT #1 TRIPPED AT 1 SEC
FILE: railbelt_2020_summer_peak_600_trip_NPCC.out
CHNL# 368: CQ-SOLDOTNA-BRADLEY LAKE
CHNL# 496: CQ-SUSITNA-GOLD CR
CHNL# 500: CQ-DAVES CR-HOPE
CHNL# 494: CQ-GOLD CR-DOUGLAS
CHNL# 490: CQ-GOLD CR-CANTWELL
CHNL# 488: CQ-WEST TERM-EAST TERM
100.00
-100.0
0.0
2.0000
4.0000
6.0000
8.0000
10.000
12.000
14.000
16.000
18.000
20.000
TIME (SECONDS)
FRI, OCT 16 2009 17:51
LINE FLOW (MVAR)

Appendix C – Transmission Structures

Dryden & LaRue, Inc., Project: "tdc_900"
PLS-POLE Version 10.06, 9:51:33 PM Thursday, October 01, 2009
Undeformed geometry displayed

Double Circuit Tangent for 900' max wind span

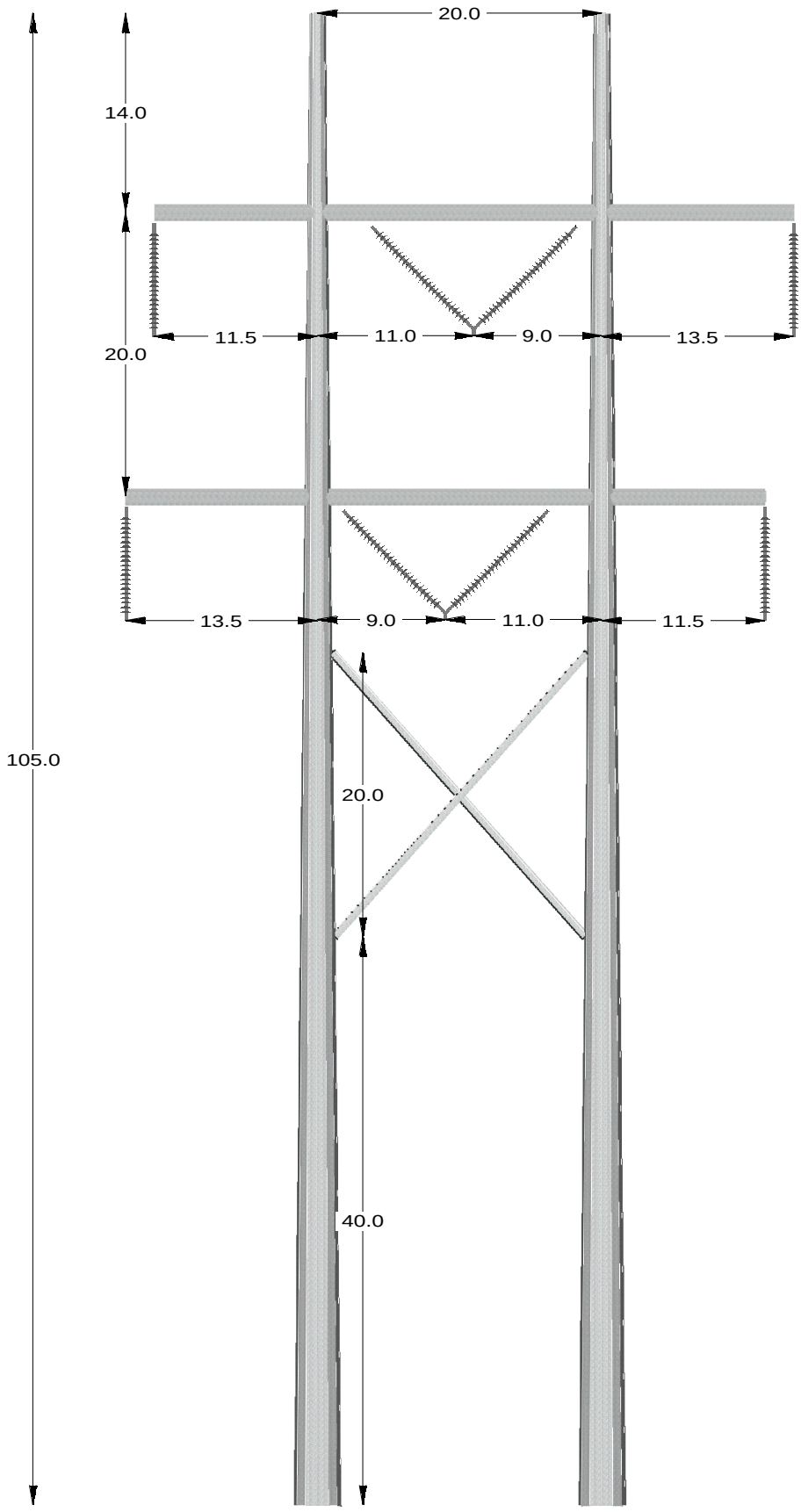

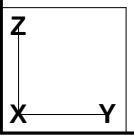
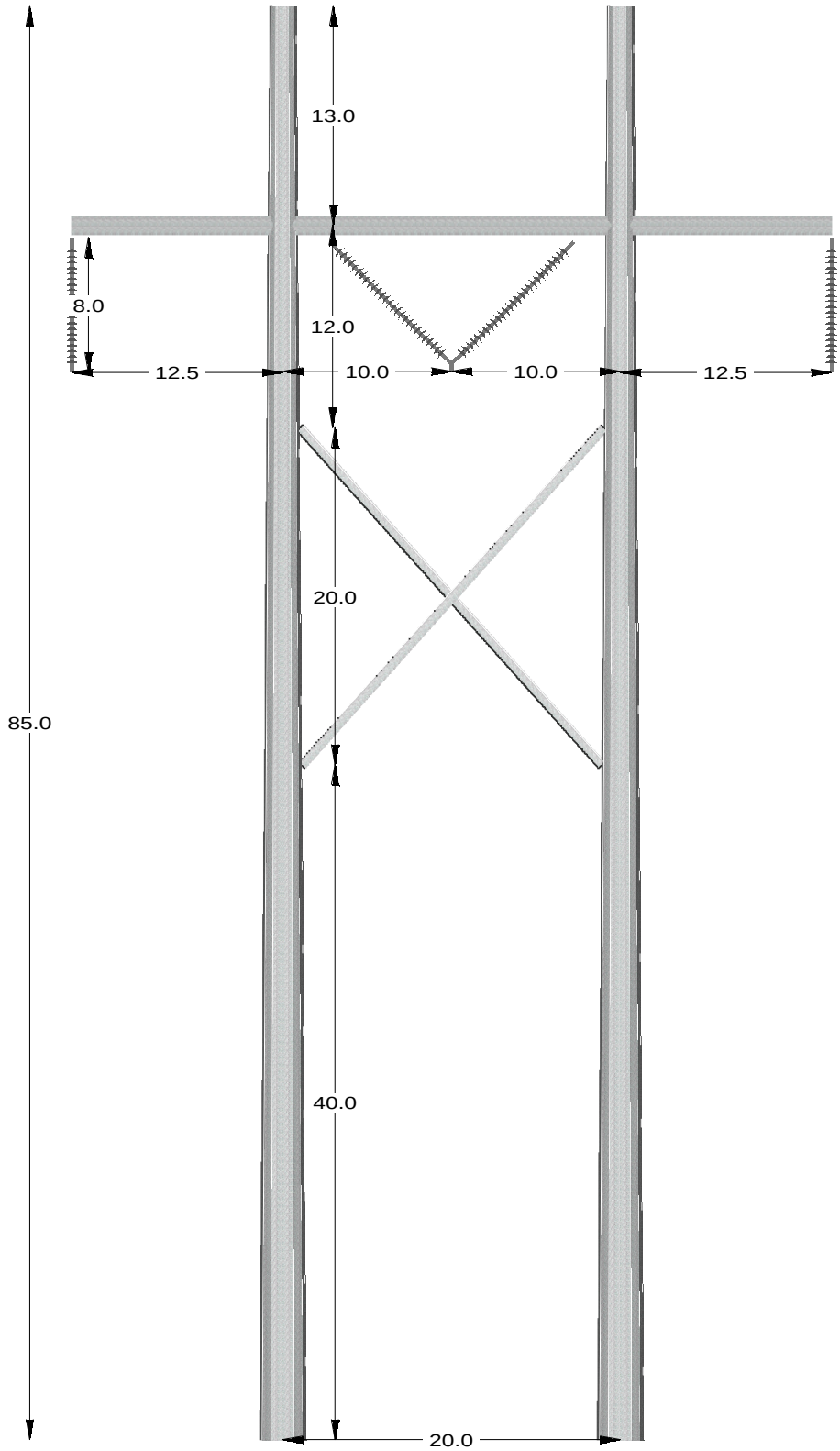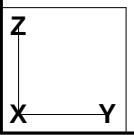
Single Circuit Tangent for 900' max wind span