

2017 Alaska Trapper Report: 1 July 2017–30 June 2018

Timothy J. Spivey



©2018 ADF&G, photo by Kyle Smith.



2019

2017 Alaska Trapper Report: 1 July 2017–30 June 2018

Timothy J. Spivey

Trapper Questionnaire Coordinator
ADF&G, Division of Wildlife Conservation
PO Box 115526
Juneau, AK 99811-5526
dfg.dwc.permits@alaska.gov

©2019 Alaska Department of Fish and Game

Alaska Department of Fish and Game
Division of Wildlife Conservation
P.O. Box 115526
Juneau, Alaska 99811



Funding for this project came from the Federal Aid in Wildlife Restoration grant program (Furbearer Survey and Inventory, Project 7.0) and the State of Alaska's Fish and Game Fund. Hunters are important founders of the modern wildlife conservation movement. They, along with trappers and sport shooters, provided funding for this publication through payment of federal taxes on firearms, ammunition, and archery equipment, and through state hunting license and tag fees.

Wildlife management reports are used to document general wildlife management issues or information. They typically summarize information related to a specific management issue, review management activities, and/or provide information about why a particular management approach has been taken or is recommended. They may be produced primarily for general or technical audiences. These reports are professionally reviewed by staff in the Division of Wildlife Conservation.

This wildlife management report was reviewed and approved for publication by Timothy J. Spivey, ADF&G Trapper Questionnaire Coordinator for the Division of Wildlife Conservation.

Wildlife management reports are available from the Alaska Department of Fish and Game's Division of Wildlife Conservation, P.O. Box 115526, Juneau, Alaska 99811-5526; phone (907) 465-4190; email: dfg.dwc.publications@alaska.gov; website: www.adfg.alaska.gov. The report may also be accessed through most libraries, via interlibrary loan from the Alaska State Library or the Alaska Resources Library and Information Service (www.arlis.org).

Please cite this document as follows:

Spivey, T. J. 2019. 2017 Alaska trapper report: 1 July 2017–30 June 2018. Division of Wildlife Conservation, Wildlife Management Report ADF&G/DWC/WMR-2019-3, Juneau.

The State of Alaska is an Affirmative Action/Equal Opportunity Employer. Contact the Division of Wildlife Conservation at (907) 465-4190 for alternative formats of this publication.

ADF&G does not endorse or recommend any specific company or their products. Product names used in this publication are included for completeness but do not constitute product endorsement.

Contents

Code of Ethics.....	1
A Trapper's Responsibility	1
Introduction.....	3
A Profile of Trapping in Alaska.....	4
Trapper Information.....	4
Did You Trap?	4
Trapping Experience.....	5
Trapline Information.....	5
Trapping Area	5
Trapping Frequency	6
Trapline Transportation	7
Trapline Composition	10
Trapping Efforts.....	10
Target Species and Fur Disposition	13
Target Species	13
Presence of Ectoparasites.....	14
Harvest Methods	16
Use of Predator Calls	16
Trapping Techniques and Success	16
Arctic Fox	17
Beaver	18
Coyote.....	19
Ermine.....	20
Fisher.....	21
Lynx	22
Marten	23
Mink.....	24
Muskrat	25
Red Fox	26
Red Squirrel	27
River Otter	28
Wolf	29
Wolverine.....	30
Species Relative Abundance and Population Trends.....	31
Furbearer Harvest Report.....	33
Furbearer Sealing Records Summary	36
Commercial Transactions Involving Furs.....	38

Average Prices Paid for Raw Furs	38
Minimum Estimated Fur Value	39
Fur Sealing Requirements	40
Regional ADF&G Fur Sealing Officers	41
Area Biologists and Game Management Units	42
Trapper Comments.....	43
Region I.....	43
Region II	46
Region III	50
Region IV	55
Region V	59
Author's Note.....	61

List of Figures

Figure 1. Alaska Department of Fish and Game, Division of Wildlife Conservation's regions and game management units.....	2
Figure 2. A statewide 15-year trend of trapper age and experience, Alaska, regulatory years 2003–2017.	5
Figure 3. Length of time spent trapping by region, Alaska, regulatory year 2017.....	6
Figure 4. Number of weeks Alaska trappers spent trapping during regulatory year 2017, by region.	6
Figure 5. Primary mode of transportation used by Alaska trappers to reach their traplines during regulatory year 2017.	8
Figure 6. Primary transportation used by Alaska trappers to run their traplines during regulatory year 2017.....	9
Figure 7. Change in trapping efforts for the regulatory year 2017 season in Alaska, by region. .	11
Figure 8. Types of change in trapping effort for the regulatory year 2017 season in Alaska.....	12
Figure 9. Factors affecting trapping effort by region during the regulatory year 2017 season in Alaska.	12
Figure 10. The number of trappers statewide in Alaska ranking each species as the first, second, or third most important species they targeted during regulatory year 2017.	14
Figure 11. Use of predator calls during regulatory year 2017 in Alaska, by region.....	16
Figure 12. Methods trappers used to harvest arctic fox in Alaska during regulatory year 2017..	17
Figure 13. Methods trappers used to harvest beaver in Alaska during regulatory year 2017.....	18
Figure 14. Methods trappers used to harvest coyote in Alaska during regulatory year 2017.....	19
Figure 15. Methods trappers used to harvest ermine in Alaska during regulatory year 2017.	20
Figure 16. Methods trappers used to harvest lynx in Alaska during regulatory year 2017.	22
Figure 17. Methods trappers used to harvest marten in Alaska during regulatory year 2017.	23
Figure 18. Methods trappers used to harvest mink in Alaska during regulatory year 2017.	24

Figure 19. Methods trappers used to harvest muskrat in Alaska during regulatory year 2017. ...	25
Figure 20. Methods trappers used to harvest red fox in Alaska during regulatory year 2017.....	26
Figure 21. Methods trappers used to harvest red squirrel in Alaska during regulatory year 2017.	27
Figure 22. Methods trappers used to harvest river otter in Alaska during regulatory year 2017.	28
Figure 23. Methods trappers used to harvest wolf in Alaska during regulatory year 2017.....	29
Figure 24. Methods trappers used to harvest wolverine in Alaska during regulatory year 2017.	30

List of Tables

Table 1. Response to the 2017 Alaska trapper questionnaire.	4
Table 2. Average reported trapline length and number of sets per trapline in Alaska for regulatory year 2017.	10
Table 3. Species ranked by importance at both statewide and regional levels, Alaska, regulatory year 2017.....	14
Table 4. Presence of ectoparasites found on Alaska furbearers, by species and region, regulatory year 2017.....	15
Table 5. Relative abundance and trend of furbearer populations in Alaska, regulatory year 2017, by region.	32
Table 6. Furbearer harvest as reported on the 2017 trapper questionnaire, Alaska.....	34
Table 7. Trapper questionnaire reported harvest as a percent of total number sealed, by species and region where sealing was required, regulatory year 2017, Alaska.	36
Table 8. Reported harvest from regulatory year sealing records, Alaska, regulatory years 2013– 2017.	37
Table 9. Average fur prices published by the North American Fur Auction and Fur Harvesters Auction, Inc., for the last 5 regulatory years, 2013–2017.	38
Table 10. Minimum value of furs harvested in Alaska, regulatory year 2017, by species.....	39



Photo by Patrick Jones.

Code of Ethics

A TRAPPER’S RESPONSIBILITY

1. Respect other trapper’s “grounds” – particularly brushed, maintained traplines with a history of use.
2. Check traps regularly.
3. Promote trapping methods that will reduce the possibility of catching nontarget animals.
4. Obtain landowners’ permission before trapping on private property.
5. Know and use proper releasing and killing methods.
6. Develop set location methods to prevent losses.
7. Trap in the most humane way possible.
8. Dispose of animal carcasses properly.
9. Concentrate trapping in areas where animals are overabundant for the supporting habitat.
10. Promptly report the presence of diseased animals to wildlife authorities.
11. Assist landowners who are having problems with predators and other furbearers that have become a nuisance.
12. Support and help train new trappers in trapping ethics, methods and means, conservation, fur handling, and marketing.
13. Obey all trapping regulations, and support strict enforcement by reporting violations.
14. Support and promote sound furbearer management.

This code of ethics is reprinted from the [*Alaska Trappers Manual*](#). The manual was created in a joint effort between the Alaska Trappers Association and the Alaska Department of Fish and Game. The manual is currently available from the Alaska Trappers Association for \$26.00, including shipping, or from some book stores in Alaska.

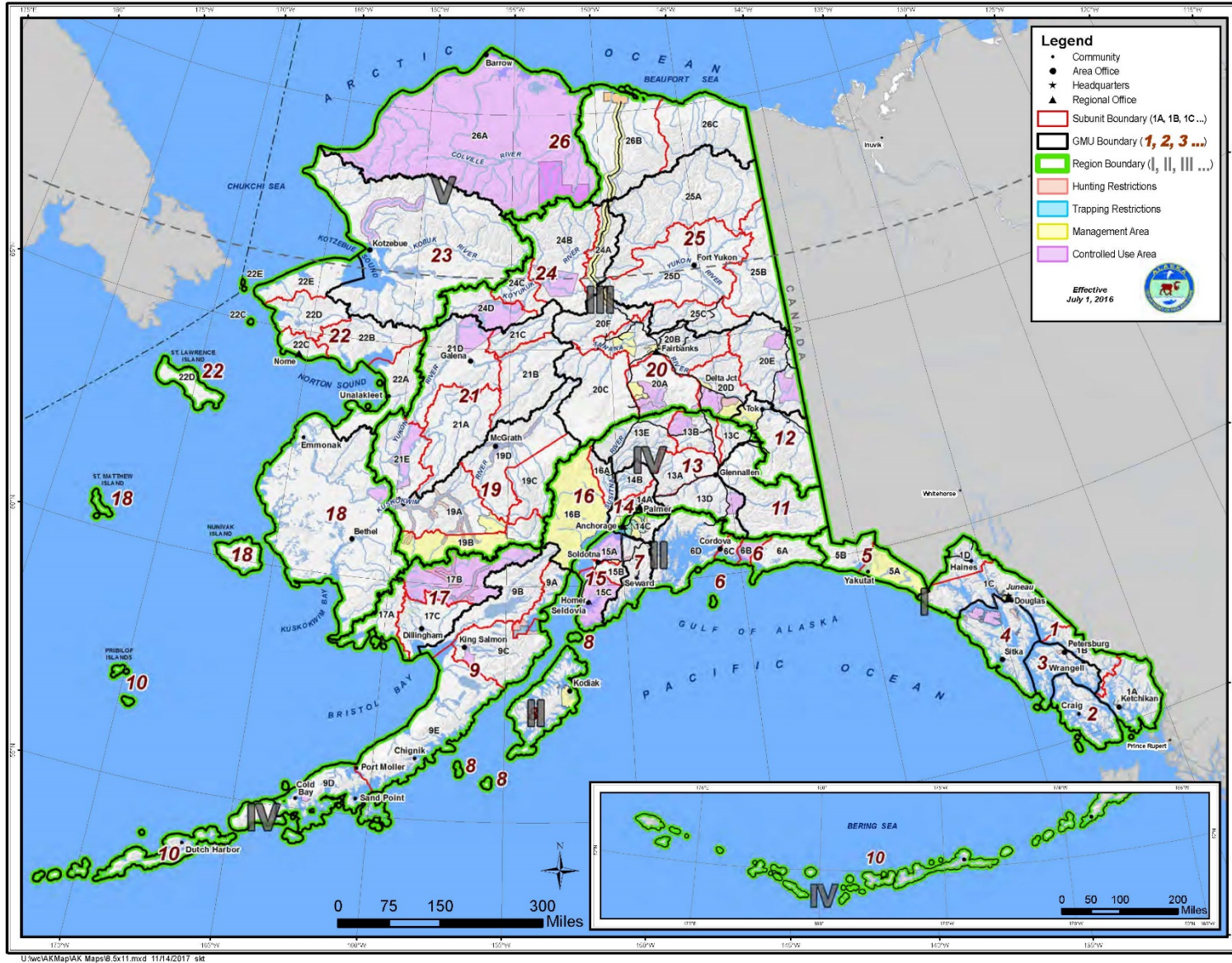


Figure 1. Alaska Department of Fish and Game, Division of Wildlife Conservation's regions and game management units.

Introduction

This *2017 Alaska Trapper Report: 1 July 2017–30 June 2018* contains information provided by trappers through the annual trapper questionnaire. On the following pages, you'll find out how other Alaskans ran their traplines, what their primary target species were, how much effort they put into catching fur, how abundant furbearer and prey species were on their traplines, and how many furbearers they trapped. You'll also find fur sealing summaries from the Alaska Department of Fish and Game (ADF&G) and comments from trappers throughout the state.

In 2015, ADF&G began offering the questionnaire in an online format in an effort to improve the data. We continue to work to improve the questionnaire and the reports generated from information provided by trappers on the questionnaire. We hope trappers and managers alike can use some of the information in this report to enhance their efforts during future trapping seasons.

The accuracy and value of information provided in this report depends on the numbers of trappers who reply. To help the 2017 questionnaire reach trappers, we identified potential trappers using licensing and fur sealing records. In comparison to the 2016 questionnaire, which was sent to everyone who had previously purchased a trapping license, hunt/trap combination license, hunt/trap/fish combination license, or low income license (26,333 people), we sent the 2017 questionnaire invites only to people who purchased a trapping license, hunt/trap combination license, or hunt/trap/fish combination license authorizing them to trap in 2017. Of the 9,281 questionnaire invites mailed or emailed out, we received 766 responses, yielding an 8.3% response rate. Of those responding, only 2.5% of responses were provided using the paper format, while most respondents chose to answer the questionnaire online. The response rate roughly doubled from the previous year.

This year, trappers were assigned to the 5 standard regions found in Figure 1 based on their mailing address. If a trapper responded with his/her primary trapline in a region separate from their mailing address, we reassigned that trapper to the trapline's region. This was done in an attempt to accurately reflect trapping effort and locations. Throughout this report, regions will be listed by a roman numeral in place of description (e.g., Region I instead of Southeast): Region I = Southeast Alaska; Region II = Southcentral Alaska, Region III = Interior Alaska, Region IV = Central and Southwest Alaska, Region V = Arctic and Western Alaska.

As always, we maintain strict confidentiality. The names of individuals and references to specific traplines will not be included in any reports. We hope you find this report informative and welcome your suggestions for improvement.

Trapper questionnaire reports are mailed to all trappers who responded to the survey. This report and currently all previous reports can be found on our website:

<http://www.adfg.alaska.gov/index.cfm?adfg=trapping.reports>

A Profile of Trapping in Alaska

TRAPPER INFORMATION

Did You Trap?

This year, 9,281 questionnaire invites were mailed throughout the state and 766 were returned for an overall response rate of 8.3% (Table 1). The response rate was highest from Region V and lowest for Region I. Statewide, 40.6% of respondents trapped during the 2017–2018 season, regulatory year (RY) 2017 (a regulatory year begins July 1 and ends June 30; e.g., RY17 = 1 July 2017–30 June 2018).

Table 1. Response to the 2017 Alaska trapper questionnaire.

Region	Trapped	Did not trap	No response	Total invites	% Responding
I	33	45	1,030	1,108	7.0
II	53	181	2,662	2,896	8.1
III	112	100	2,252	2,464	8.6
IV	82	106	2,059	2,247	8.4
V	31	23	512	566	9.5
Total	311	455	8,515	9,281	8.3



Photo by Jason Hass.

Statewide, of respondents who reported they did not trap in RY17 but reported when they last trapped ($n = 419$), 28% ($n = 116$) last trapped within the past 2 years, 39% ($n = 163$) last trapped more than 2 years ago, and the rest (33%, $n = 140$) indicated they were not trappers.

Trapping Experience

During the RY17 season, active trappers statewide averaged 16 years of experience trapping and 12 years of experience trapping in Alaska (Fig. 2, $n = 311$). This is down from the averages over the last 15 years, indicating there's a younger group of trappers in the field. The average experience trapping in Alaska stayed roughly the same as in 2016, suggesting Alaska is retaining its trappers. No data were collected in 2009 or 2014. Trappers in Region I averaged the highest trapping experience overall (18 years trapping), and trappers in Regions I and III averaged the most experience in Alaska (13 years trapping).

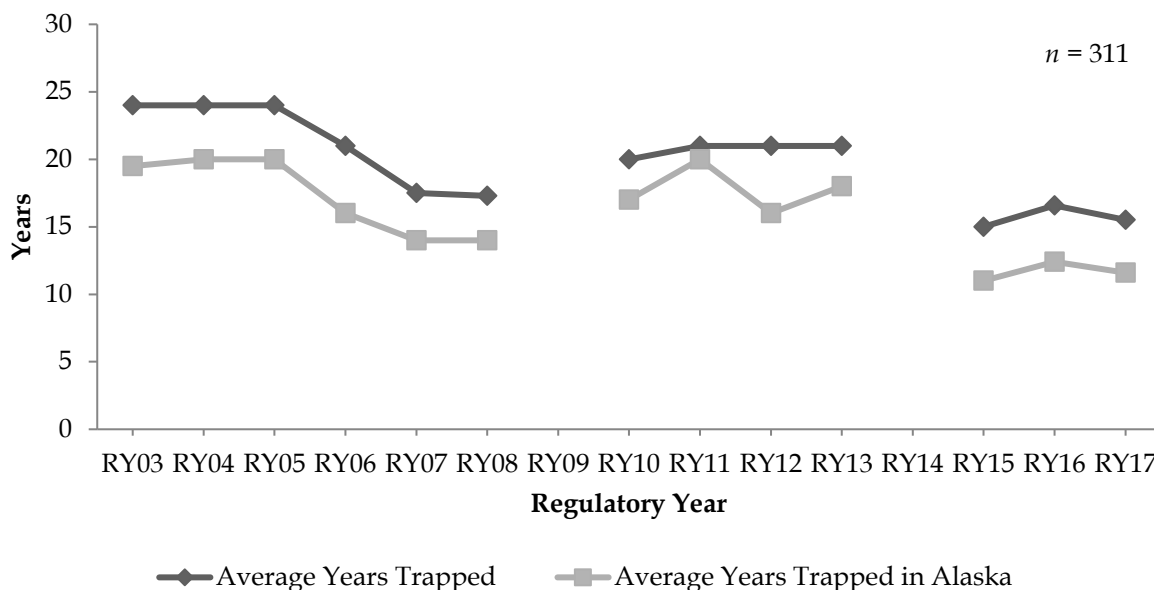


Figure 2. A statewide 15-year trend of trapper age and experience, Alaska, regulatory years 2003–2017.

TRAPLINE INFORMATION

Trapping Area

Statewide, trappers have trapped in the same area for an average of 7 years (Fig. 3, $n = 308$). Trappers in Region I and Region 3 have spent the longest time trapping in the same area (8 years), while Region II trappers have spent the least amount of time in the same area (6 years). The longest time spent trapping in a single area was 53 years, reported by a trapper in Region III.

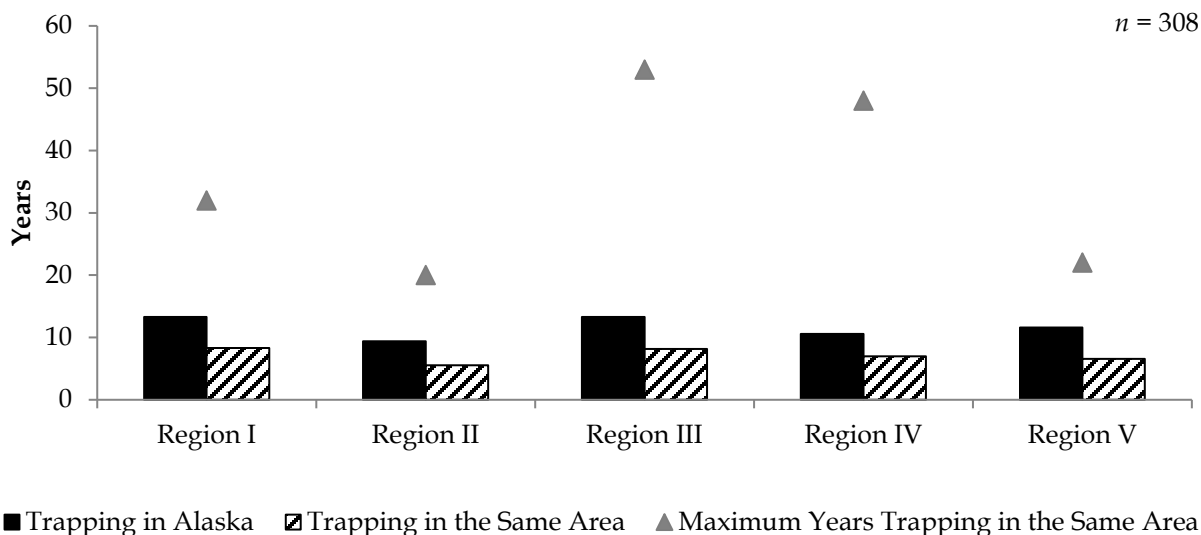


Figure 3. Length of time spent trapping by region, Alaska, regulatory year 2017.

Trapping Frequency

During the RY17 season, trappers averaged 8.7 weeks of trapping (Fig. 4, *n* = 307). Region V trappers spent the longest time trapping (average of 11 weeks), while Region II trappers spent the least amount of time trapping (average of 7 weeks). Statewide, 63% of trappers trapped 10 weeks or less.

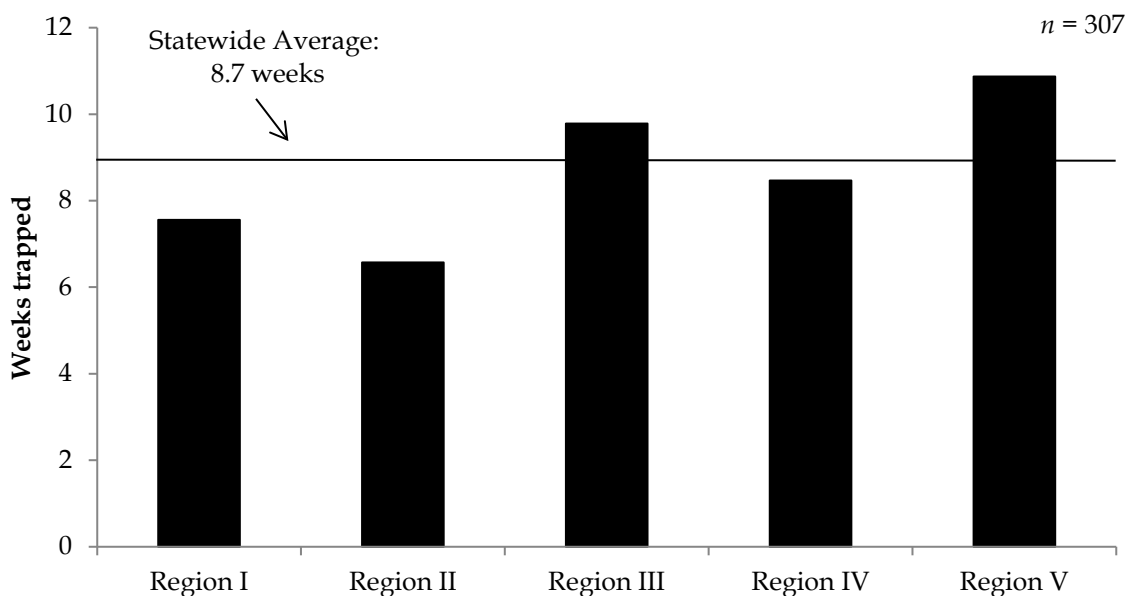


Figure 4. Number of weeks Alaska trappers spent trapping during regulatory year 2017, by region.

Trapline Transportation

Trappers who received the 2017 questionnaire were asked what their primary mode of transportation was for both traveling to their traplines and for running their traplines during the RY17 season. Statewide, the most common mode of transportation trappers used to get to their trapline(s) ($n = 309$), was a highway vehicle 48% ($n = 147$, Fig. 5). Statewide, trappers also commonly reported accessing their trapline(s) using snowmachines ($n = 81$). While highway vehicles were the most common mode of transportation to traplines in Regions I–IV, snowmachines were the most common form of transportation trappers used to access their trapline(s) in Region V.



Photo by Jonathan Zeppa.

Statewide, the most common mode of transportation trappers used for running their trapline(s) ($n = 309$, Fig. 6), was a snowmachine 50% ($n = 156$). Statewide, trappers also reported running their trapline(s) by walking or snowshoeing 32% ($n = 98$). While snowmachine was the most common mode of transportation for running traplines in Regions III–V, walking or snowshoeing was the most common form of transportation used by trappers in Regions I and II.

Primary Mode of Transportation from Home to the Traplines

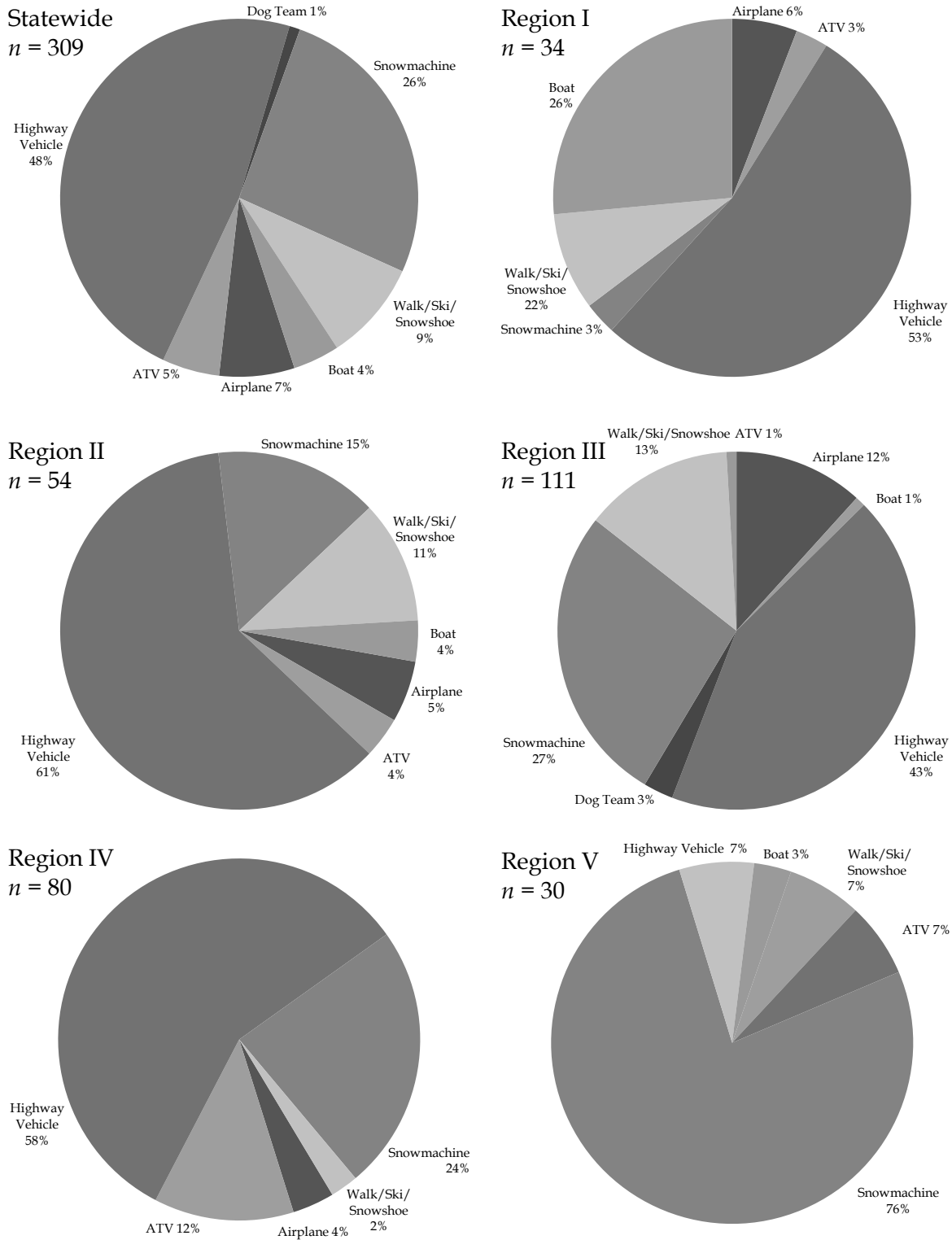
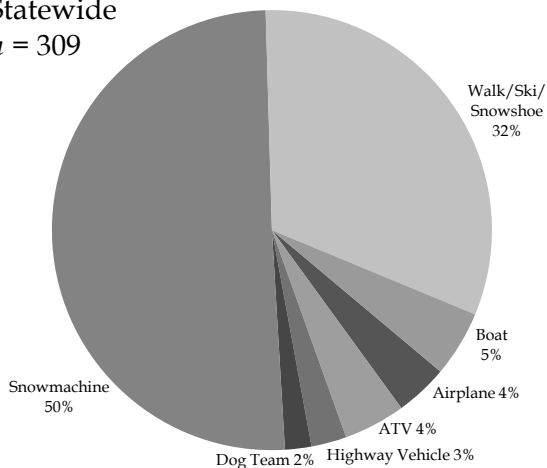


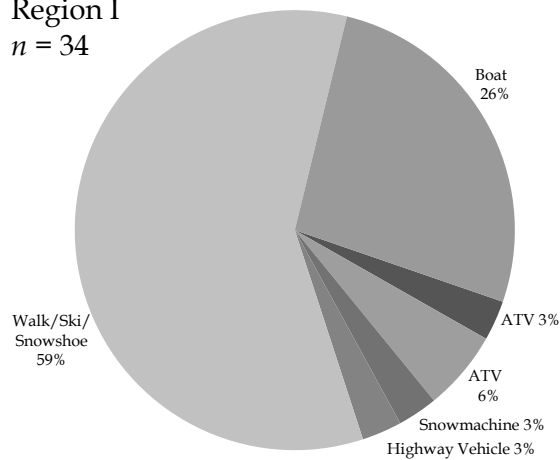
Figure 5. Primary mode of transportation used by Alaska trappers to reach their traplines during regulatory year 2017.

Primary Mode of Transportation Used to Run the Trapline

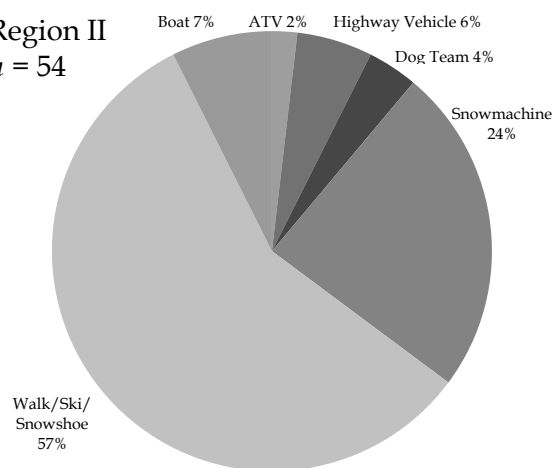
Statewide
n = 309



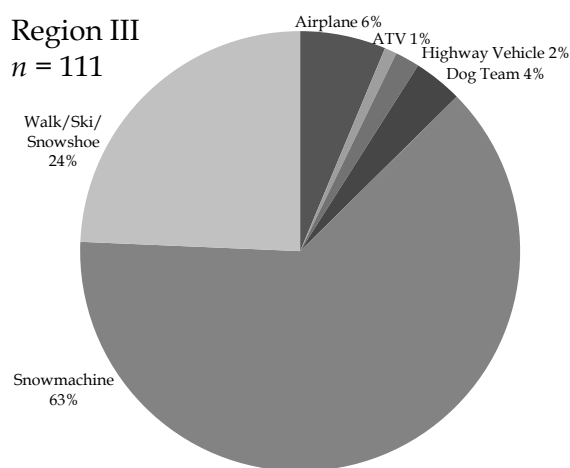
Region I
n = 34



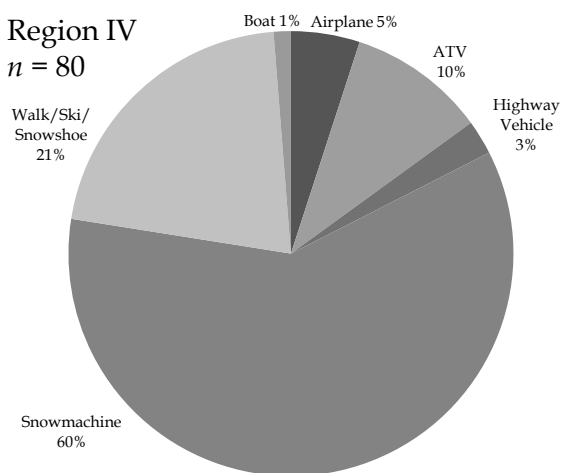
Region II
n = 54



Region III
n = 111



Region IV
n = 80



Region V
n = 30

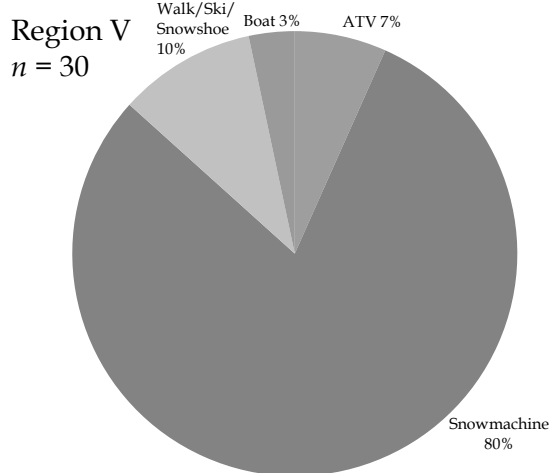


Figure 6. Primary transportation used by Alaska trappers to run their traplines during regulatory year 2017.

Trapline Composition

Statewide, traplines averaged 18 miles in length with 31 sets (Table 2). Region V trappers had the longest average trapline length at 31 miles, and Region III trappers had the highest average number of sets per trapline, 43. Region I trappers reported the shortest average trapline length (7 miles) and the lowest average number of sets (18) per trapline.

Table 2. Average reported trapline length and number of sets per trapline in Alaska for regulatory year 2017.

Region	Average trapline length (miles)	Maximum length (miles)	Average number of sets per trapline	Maximum number of sets per trapline
I	7	55	18	100
II	9	80	19	160
III	22	150	43	600
IV	17	100	24	140
V	31	105	37	150
Statewide	18	150	31	600



Photo by Chris Brockman.

Trapping Efforts

During the RY17 season, 35% ($n = 107$) of Alaska trappers ($n = 308$) did not change their efforts compared to last season (Fig. 7). Of those who did change their efforts ($n = 201$), 61% increased their efforts. As a result, 83% ($n = 101$) of trappers who increased efforts saw an increase in their overall catch.

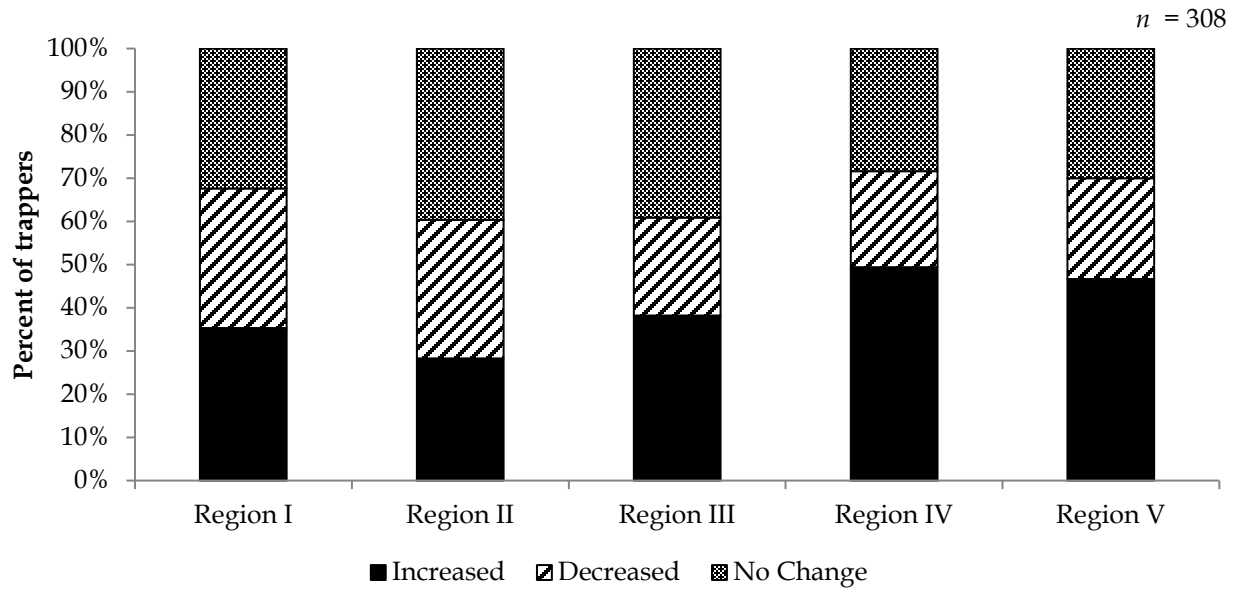


Figure 7. Change in trapping efforts for the regulatory year 2017 season in Alaska, by region.




Photo by James Paley.

Trappers could choose multiple responses for how their efforts changed in the RY17 season (Fig. 8, $n = 195$ trappers). The two most common changes in effort across Alaska were trapping in a new area ($n = 92$) and increasing the number of sets ($n = 102$). Trappers used new areas most frequently in Regions III and IV ($n = 27, 29$, respectively) and Region III trappers also increased the number of sets ($n = 37$) more than trappers in any other region.

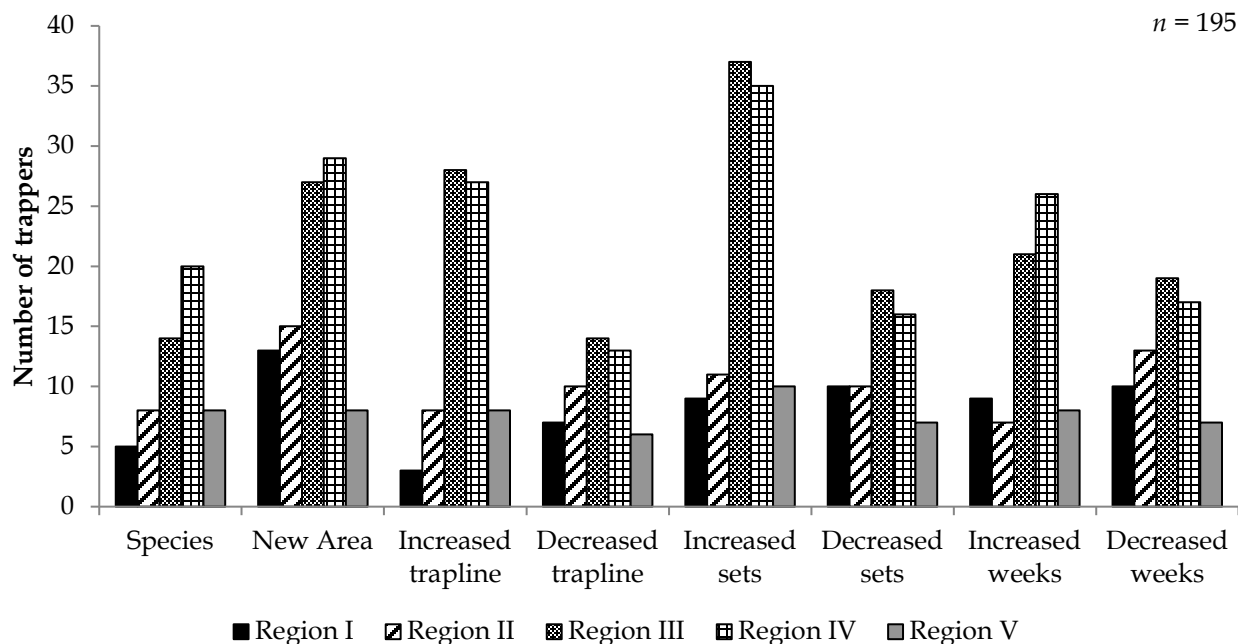


Figure 8. Types of change in trapping effort for the regulatory year 2017 season in Alaska.

Statewide, trappers reporting factors that affected their efforts during the RY17 season ($n = 291$, Fig. 9), indicated trapping conditions (weather, snow depth/cover, ice, etc.) was the leading factor influencing both an increase ($n = 78$) and decrease ($n = 71$) in trapping effort. Other trappers ($n = 28$) and the preseason advertised prices ($n = 16$) also influenced trappers who increased their effort.

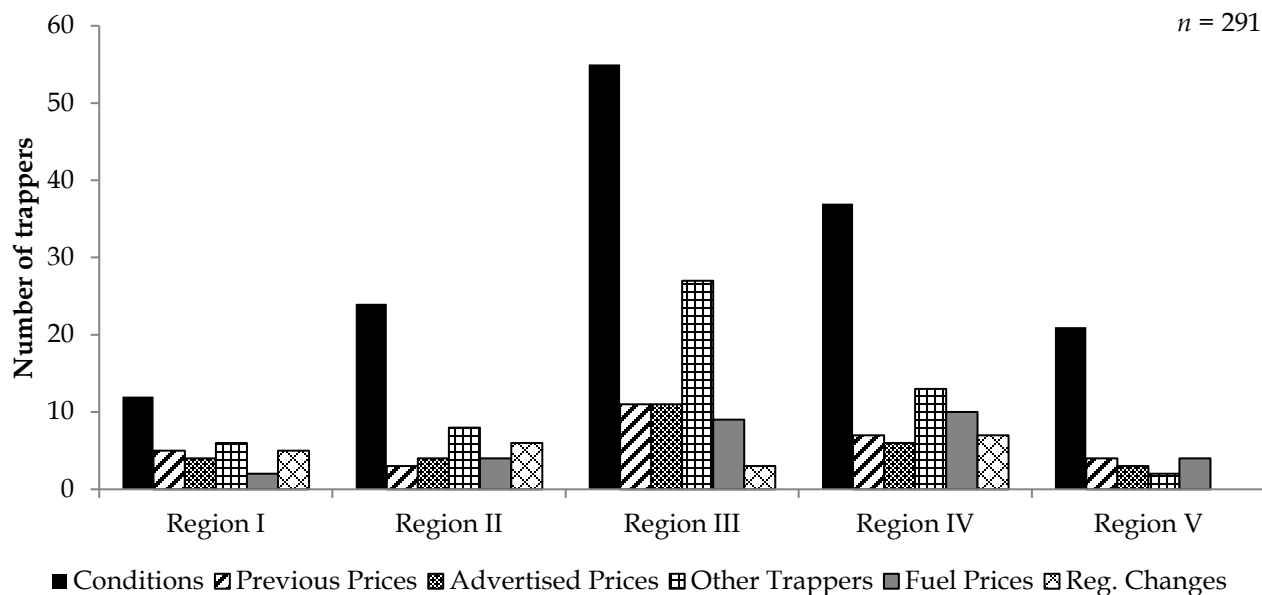


Figure 9. Factors affecting trapping effort by region during the regulatory year 2017 season in Alaska.

TARGET SPECIES AND FUR DISPOSITION

Target Species

Table 3 below shows how each species ranked in order of importance by region, with 1 being most important and 14 being least important. Rank was calculated by totaling the number of trappers who ranked that species as 1 of the 3 most important species they were trying to catch.

Marten was once again the most important species across Alaska (Fig. 10). Marten ranked as the most important species in Regions I, II, and III, the second most important in Region IV, and tied for the third most important in Region V. Statewide, wolf ranked as the second most important species, and red fox came in as the third most important species.



Photo by Scott Nelson.

Table 3. Species ranked^a by importance at both statewide and regional levels, Alaska, regulatory year 2017.

Species	Statewide	Region I	Region II	Region III	Region IV	Region V
Marten	1	1	1	1	2	4
Red fox	3	-- ^b	7	4	1	1
Wolf	2	3	5	3	5	2
Wolverine	5	5	10	5	3	2
Beaver	6	6	2	6	4	7
Lynx	4	--	11	2	7	6
Coyote	8	8	2	7	6	--
River Otter	7	2	2	11	8	4
Mink	8	4	6	7	10	7
Muskrat	10	--	9	11	8	9
Ermine	11	7	7	9	11	10
Red squirrel	12	8	--	9	12	--
Arctic fox	13	--	--	13	--	10
Fisher	14	--	--	13	--	--

^a Rank = 1–14; with 1 being most important and 14 least important. Repeats of rank indicate that one or more species tied for that rank.

^b Double-dash indicates no trapper ranked the species as one of the most important.

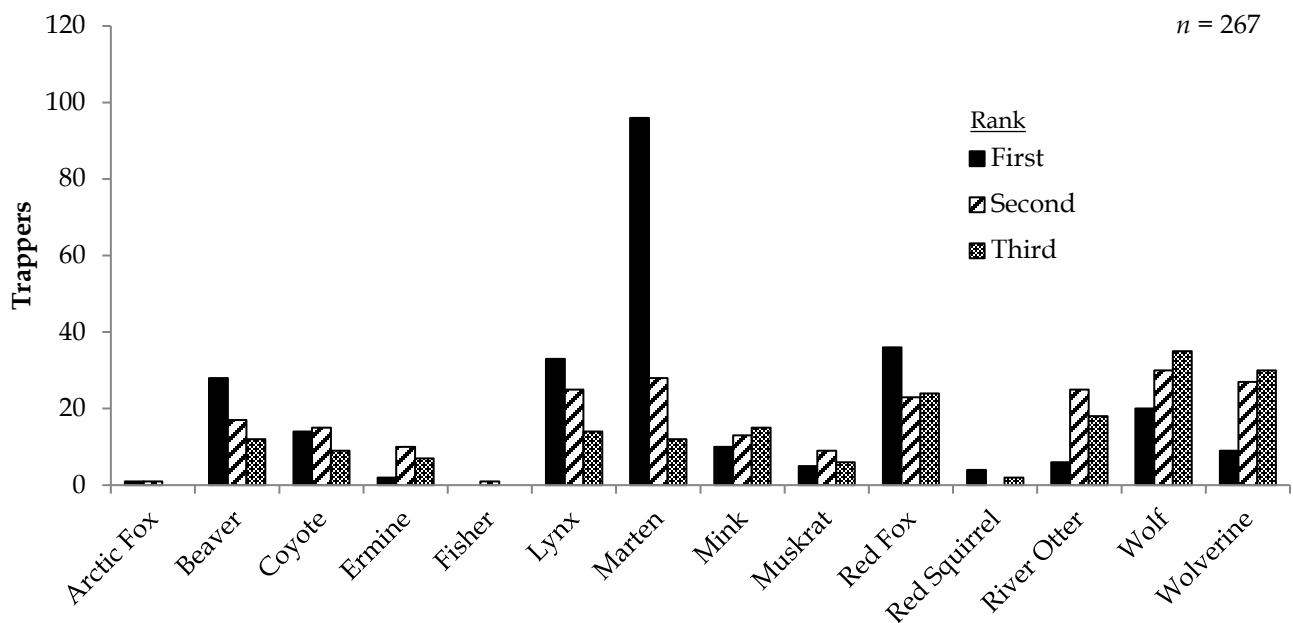


Figure 10. The number of trappers statewide in Alaska ranking each species as the first, second, or third most important species they targeted during regulatory year 2017.

Presence of Ectoparasites

Trappers who trapped during the RY17 season indicated in their responses that ectoparasites, including fleas, ticks, lice, and other species, were scarce or not present across all furs harvested (Table 4). “Other” ectoparasites noted on furbearers included red bugs on beavers and a river

otter in Region V, mange on an arctic fox in Region III and red foxes in Regions IV, and worms on the body of a mink in Region III. Regionwide ectoparasite abundance was determined by reassigning a numerical value to each category (not present = 0; scarce = 1; common = 2; abundant = 3) and averaging the sum of each region. We created an arbitrary range of values to classify the average opinions of trappers regarding ectoparasite abundance in an area: values of 0 indicated ectoparasites were not present, values >0 and <1.67 indicated scarce ectoparasite abundance, values of 1.67–2.33 indicated common ectoparasite abundance, and values >2.33 indicated abundant ectoparasite abundance. No average values were 1.67 or greater.

Table 4. Presence of ectoparasites found on Alaska furbearers, by species and region, regulatory year 2017.

Region	Ectoparasite ^a	Species													
		Arctic fox	Beaver	Coyote	Ermine	Fisher	Lynx	Marten	Mink	Muskrat	Red Fox	Red squirrel	River otter	Wolf	Wolverine
I <i>n</i> = 12	F		S ^b		S			S	S			S	S	NP ^c	
	T		NP		NP			S	NP			S	NP	NP	
	L		NP		NP			NP	NP			NP	NP	NP	
	O		NP		NP			NP	NP			NP	NP	NP	
II <i>n</i> = 7	F		NP	NP	NP			NP	NP	NP	NP	NP	NP	NP	NP
	T		NP	NP	NP			NP	NP	NP	NP	NP	NP	NP	NP
	L		NP	NP	NP			NP	NP	NP	NP	NP	NP	NP	NP
	O		NP	NP	NP			NP	NP	NP	NP	NP	NP		NP
III <i>n</i> = 35	F	S	S	S	S		S	S	S	NP	S	S	S	S	S
	T	NP	NP	NP	NP		NP	NP	S	NP	S	NP	NP	S	S
	L	NP	S	S	S		S	S	S	NP	S	S	NP	NP	NP
	O	S	NP	S	NP		S	S	S	S	S	S	NP	NP	S
IV <i>n</i> = 20	F	NP	NP	NP	NP		NP	NP	NP	NP	NP	NP	NP	NP	NP
	T	NP	NP	NP	NP		NP	NP	NP	NP	NP	NP	NP	NP	NP
	L	NP	NP	NP	NP		NP	NP	NP	NP	NP	NP	NP	NP	NP
	O	NP	NP	NP	NP		NP	NP	NP	NP	NP	NP	NP	NP	NP
V <i>n</i> = 13	F	NP	S	NP	NP		S	S	NP	NP	S	NP	NP	NP	S
	T	NP	NP	NP	NP		NP	NP	NP	NP	S	NP	NP	NP	S
	L	NP	NP	NP	NP		NP	S	S	NP	S	NP	NP	NP	NP
	O	NP	S	NP	NP		NP	NP	NP	NP	NP	NP	S	S	NP

^a Ectoparasites: F = fleas; T = ticks; L = lice; O = other.

^b S = Scarce

^c NP = Not present.

Harvest Methods

USE OF PREDATOR CALLS

Statewide, only 40 trappers used any type of predator call; of those trappers, 40% ($n = 16$) used only electronic predator calls, 28% ($n = 11$) used only manual (mouth) predator calls, and 32% ($n = 13$) used both electronic and manual predator calls (Fig. 11).

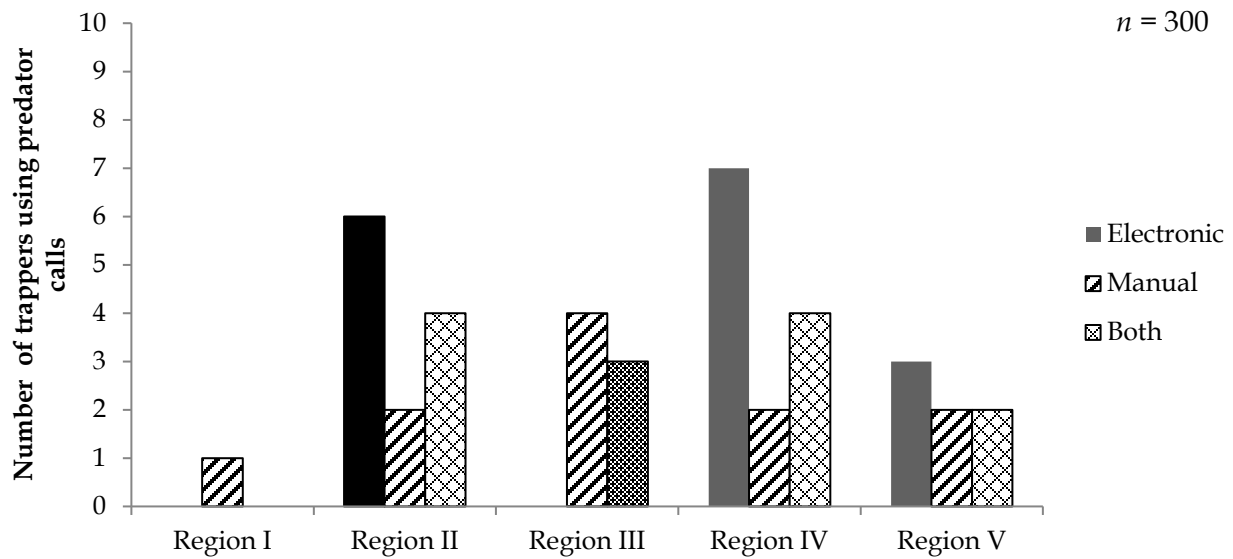


Figure 11. Use of predator calls during regulatory year 2017 in Alaska, by region.



Photo by Patrick Jones.

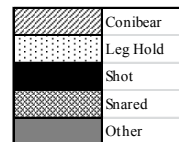
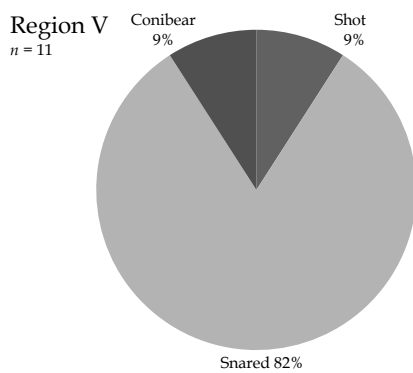
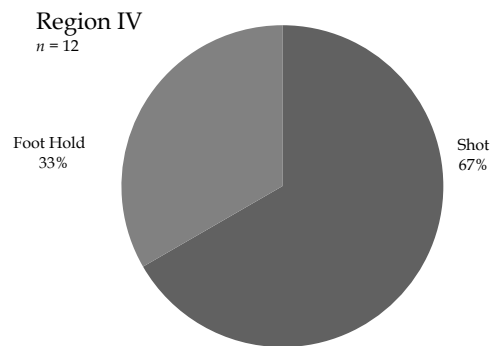
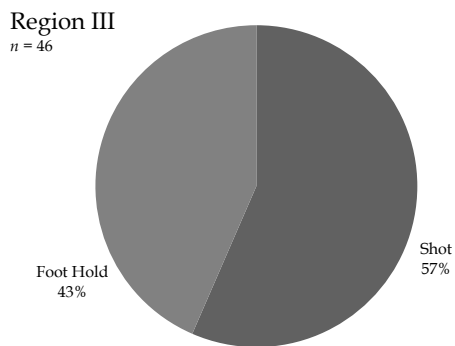
TRAPPING TECHNIQUES AND SUCCESS

Trappers responding to the 2017 questionnaire were asked to provide the number of pelts they took using each trapping technique (i.e., shot, snared, foothold, Conibear, or other). Summaries of the number of pelts taken using each technique for each species harvested are provided in Figures 12–24.

ARCTIC FOX

Region I
No harvest reported

Region II
No harvest reported



Statewide
Trends in
All Fox
Harvest
Methods

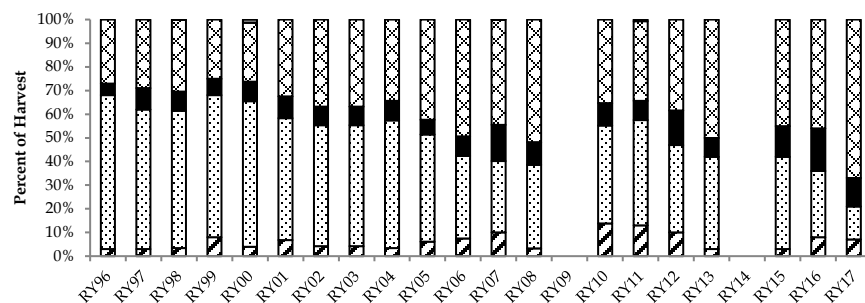
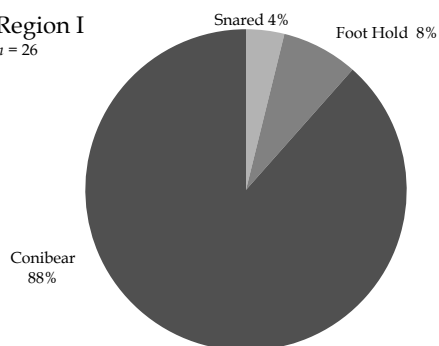


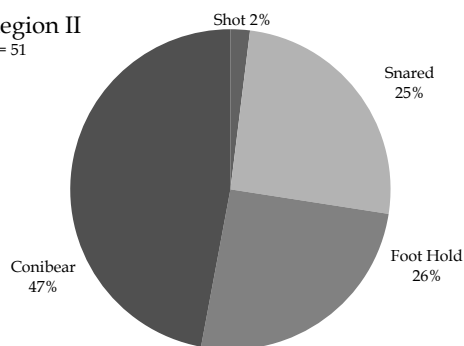
Figure 12. Methods trappers used to harvest arctic fox in Alaska during regulatory year 2017.

BEAVER

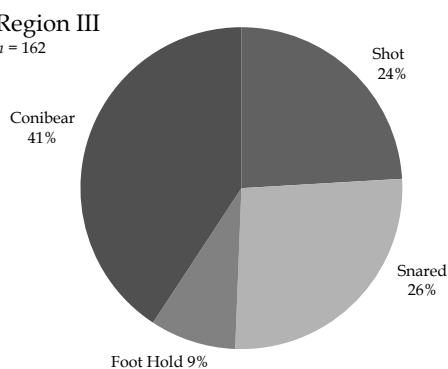
Region I
n = 26



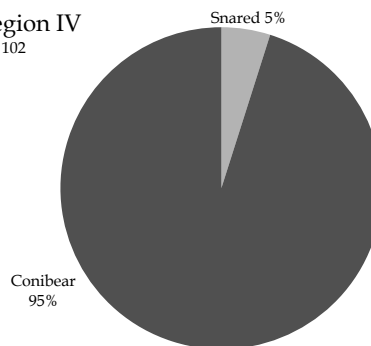
Region II
n = 51



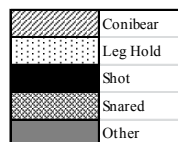
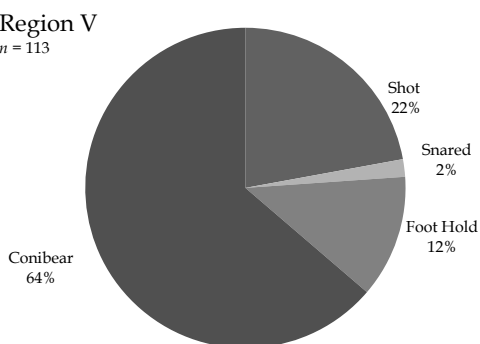
Region III
n = 162



Region IV
n = 102



Region V
n = 113



Statewide
Trends in
Harvest
Methods

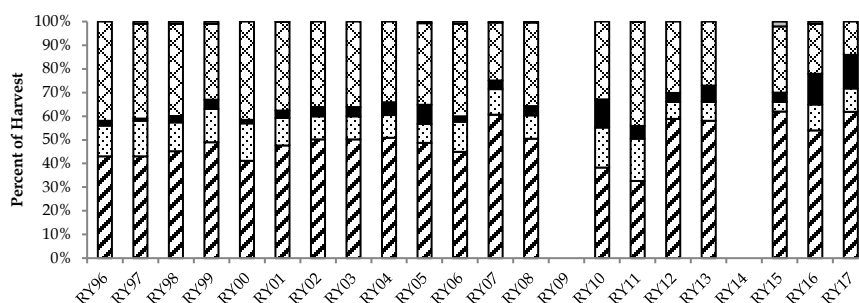


Figure 13. Methods trappers used to harvest beaver in Alaska during regulatory year 2017.

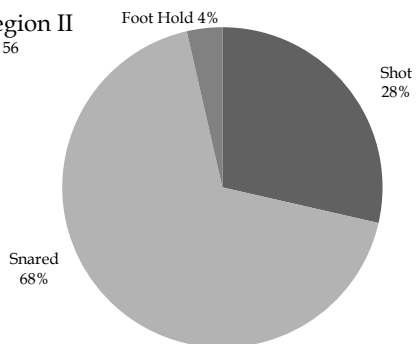
COYOTE

Region I

No harvest reported.

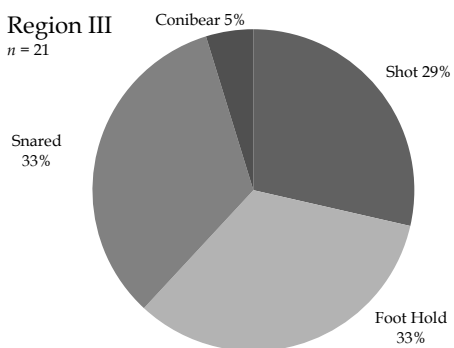
Region II

n = 56



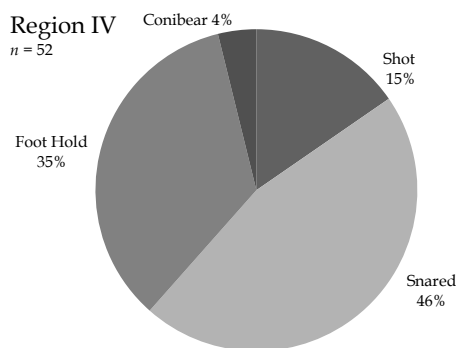
Region III

n = 21



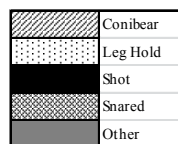

Region IV

n = 52



Region V

n = 1



Statewide Trends in Harvest Methods

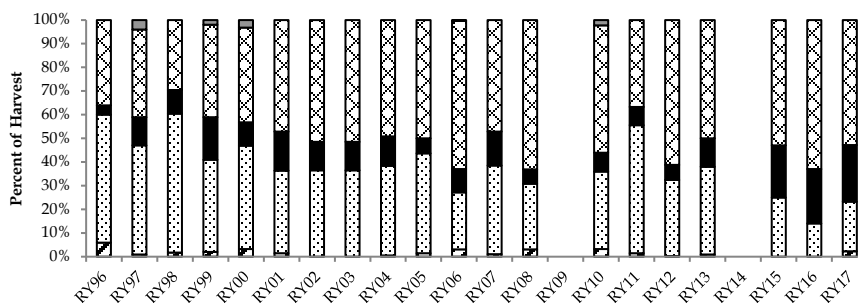


Figure 14. Methods trappers used to harvest coyote in Alaska during regulatory year 2017.

ERMINE

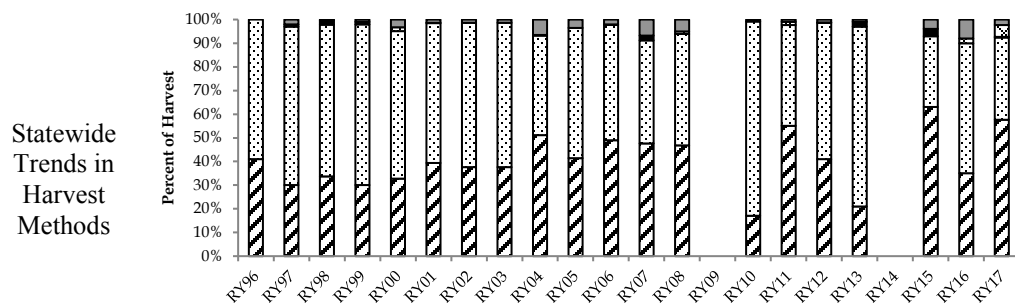
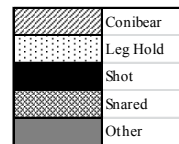
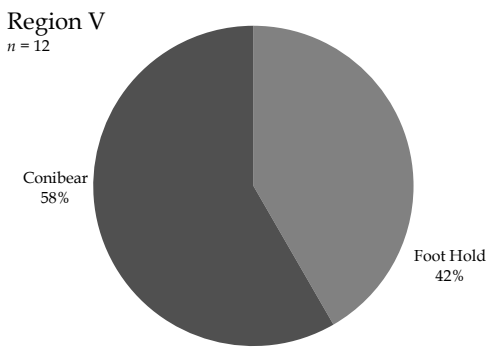
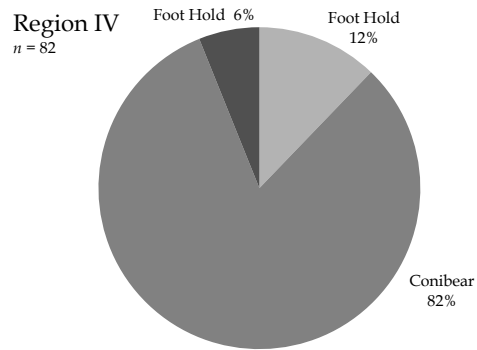
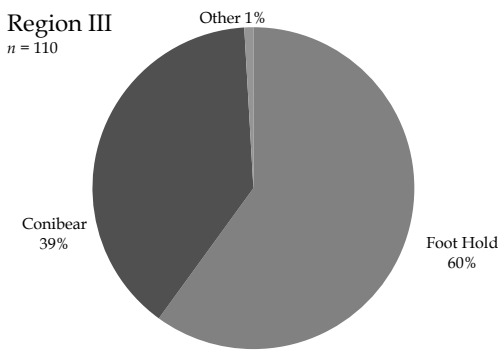
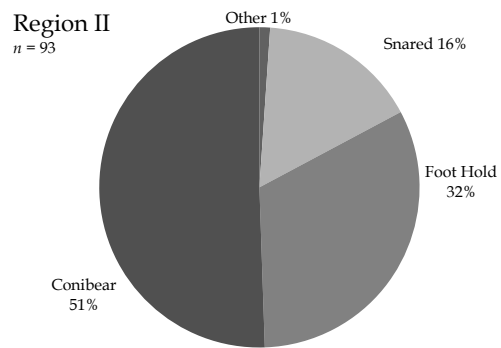
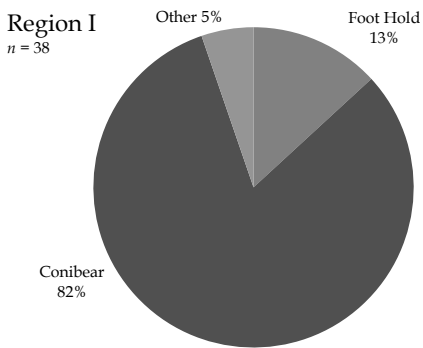


Figure 15. Methods trappers used to harvest ermine in Alaska during regulatory year 2017.

FISHER

No take reported.



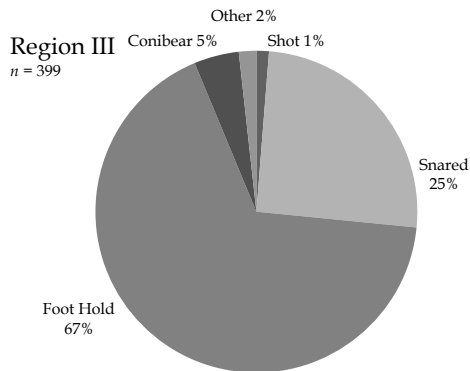
Photo by John Jacobson.

LYNX

Region I
No harvest reported.

Region II
 $n = 2$

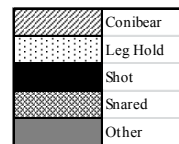
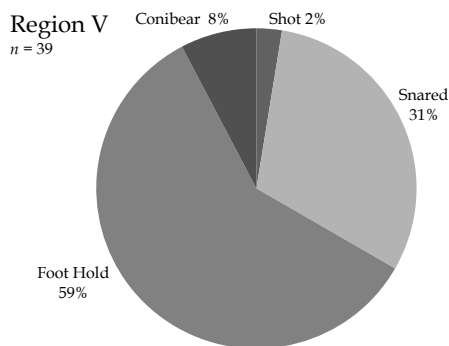
Snared
100%



Region IV
 $n = 95$

Snared
44%

Foot Hold
56%



Statewide
Trends in
Harvest
Methods

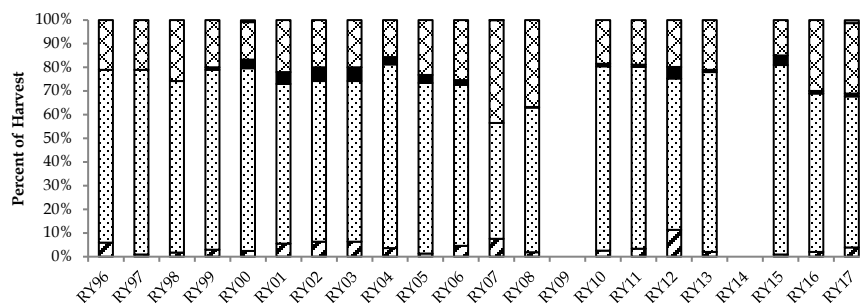
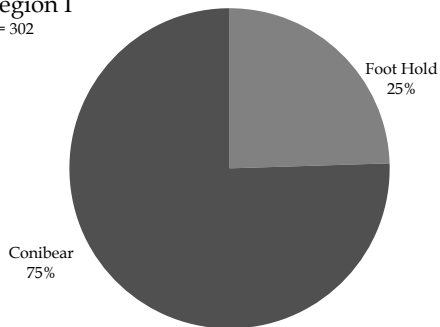


Figure 16. Methods trappers used to harvest lynx in Alaska during regulatory year 2017.

MARTEN

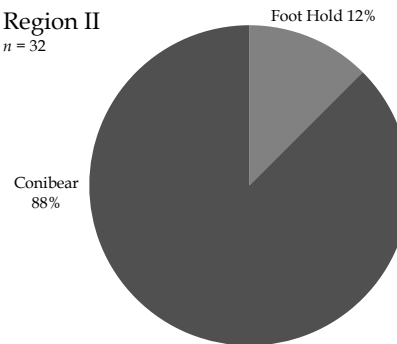
Region I

n = 302



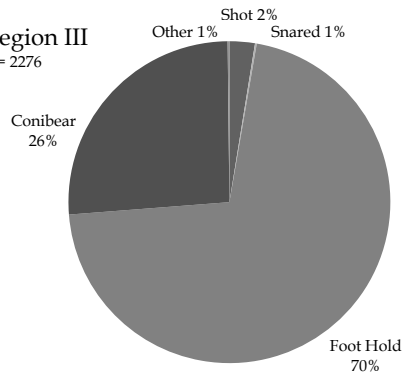
Region II

n = 32



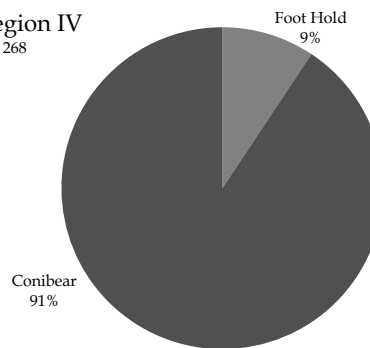
Region III

n = 2276



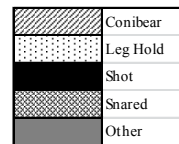
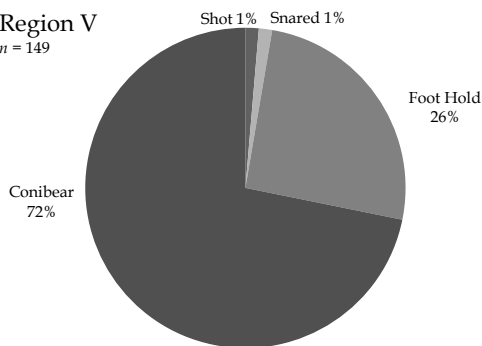
Region IV

n = 268



Region V

n = 149



Statewide Trends in Harvest Methods

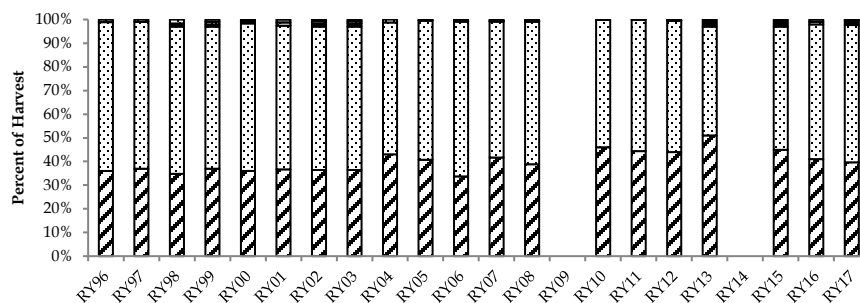


Figure 17. Methods trappers used to harvest marten in Alaska during regulatory year 2017.

MINK

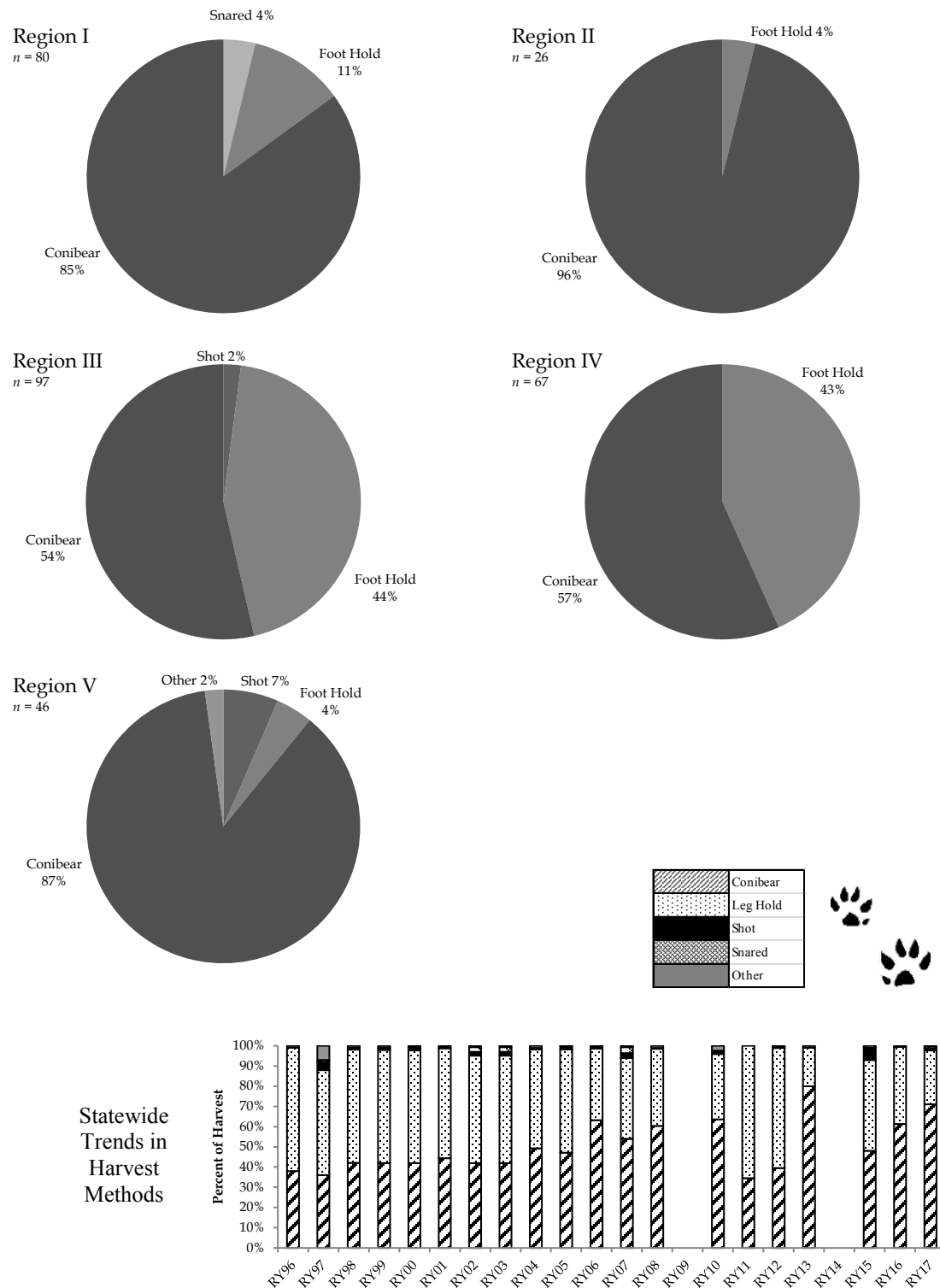


Figure 18. Methods trappers used to harvest mink in Alaska during regulatory year 2017.

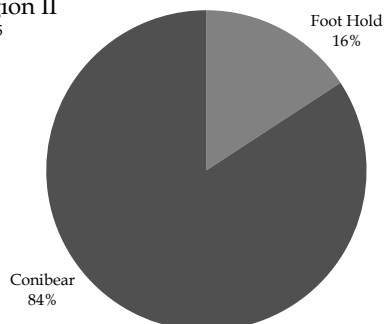
MUSKRAT

Region I

No harvest reported.

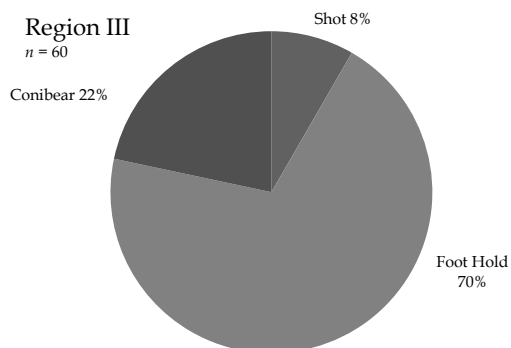
Region II

$n = 95$



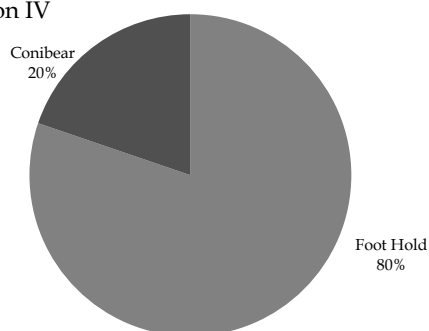
Region III

$n = 60$



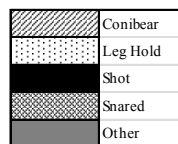
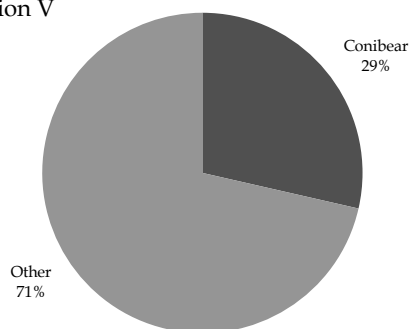
Region IV

$n = 167$



Region V

$n = 21$



Statewide Trends in Harvest Methods

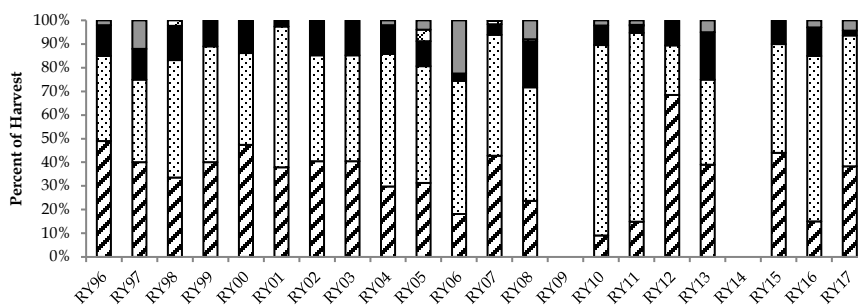


Figure 19. Methods trappers used to harvest muskrat in Alaska during regulatory year 2017.

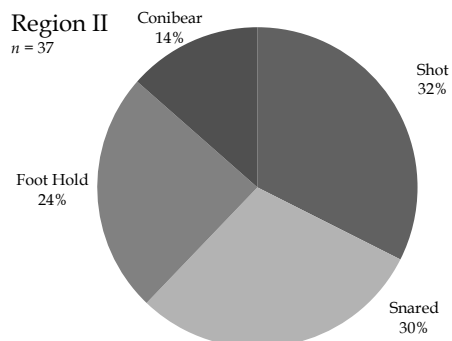
RED FOX

Region I

No harvest reported.

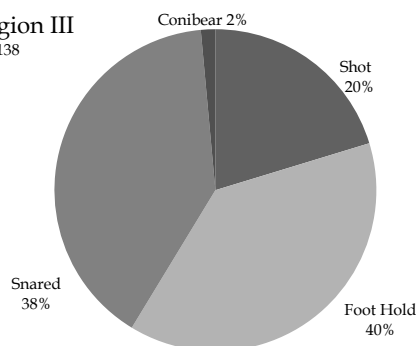
Region II

n = 37



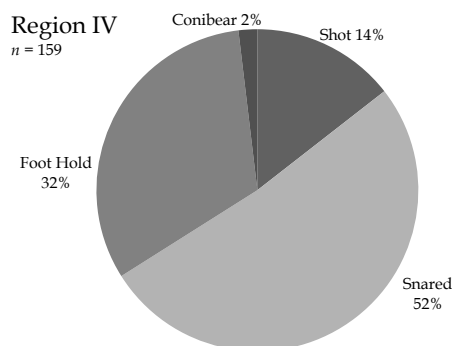
Region III

n = 138



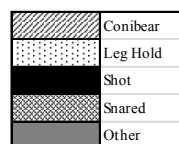
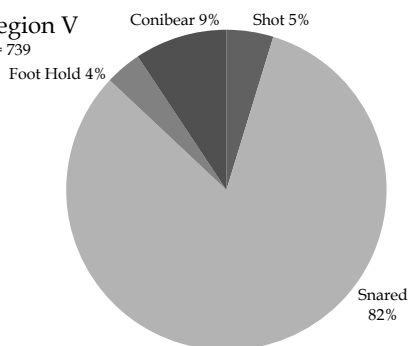
Region IV

n = 159



Region V

n = 739



Statewide Trends in All Fox Harvest Methods

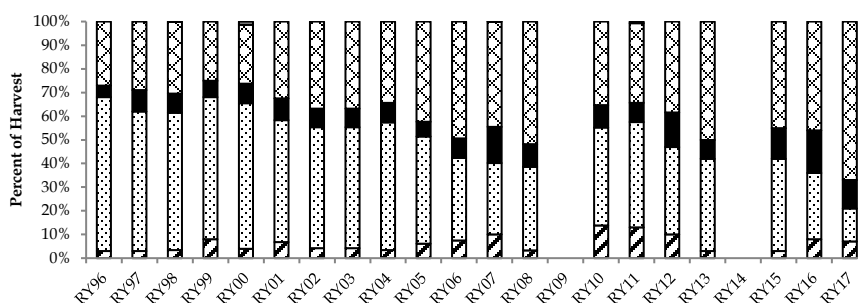
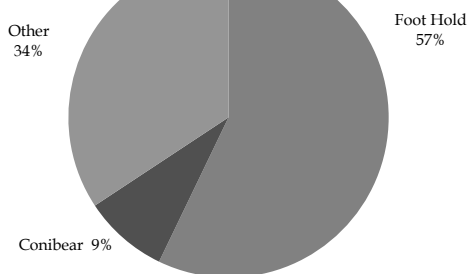


Figure 20. Methods trappers used to harvest red fox in Alaska during regulatory year 2017.

RED SQUIRREL

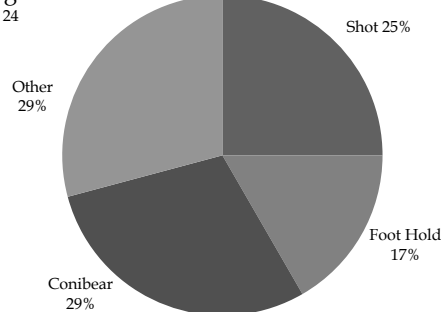
Region I

n = 35



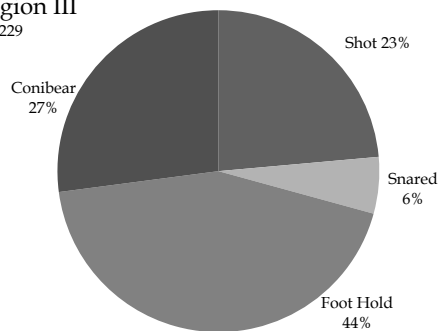
Region II

n = 24



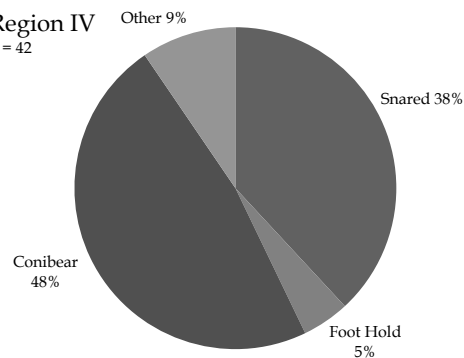
Region III

n = 229



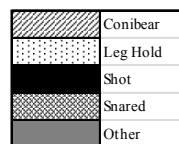
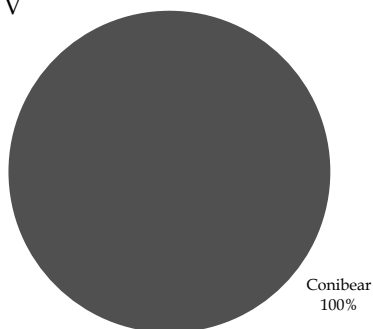
Region IV

n = 42



Region V

n = 2



Statewide Trends in Harvest Methods

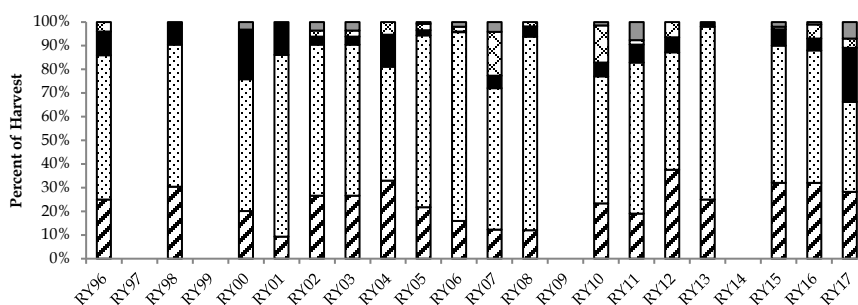


Figure 21. Methods trappers used to harvest red squirrel in Alaska during regulatory year 2017.

RIVER OTTER

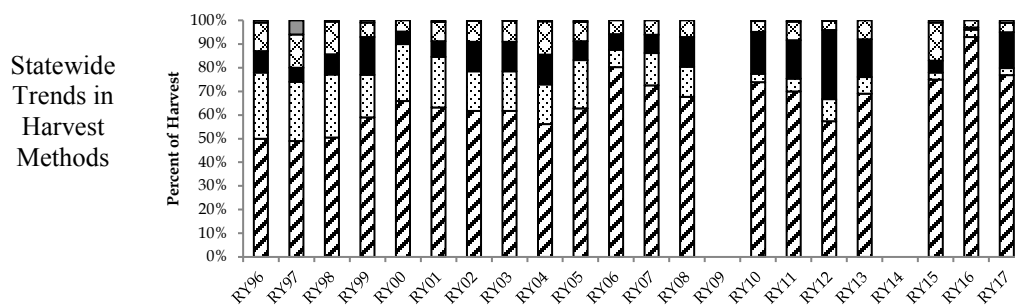
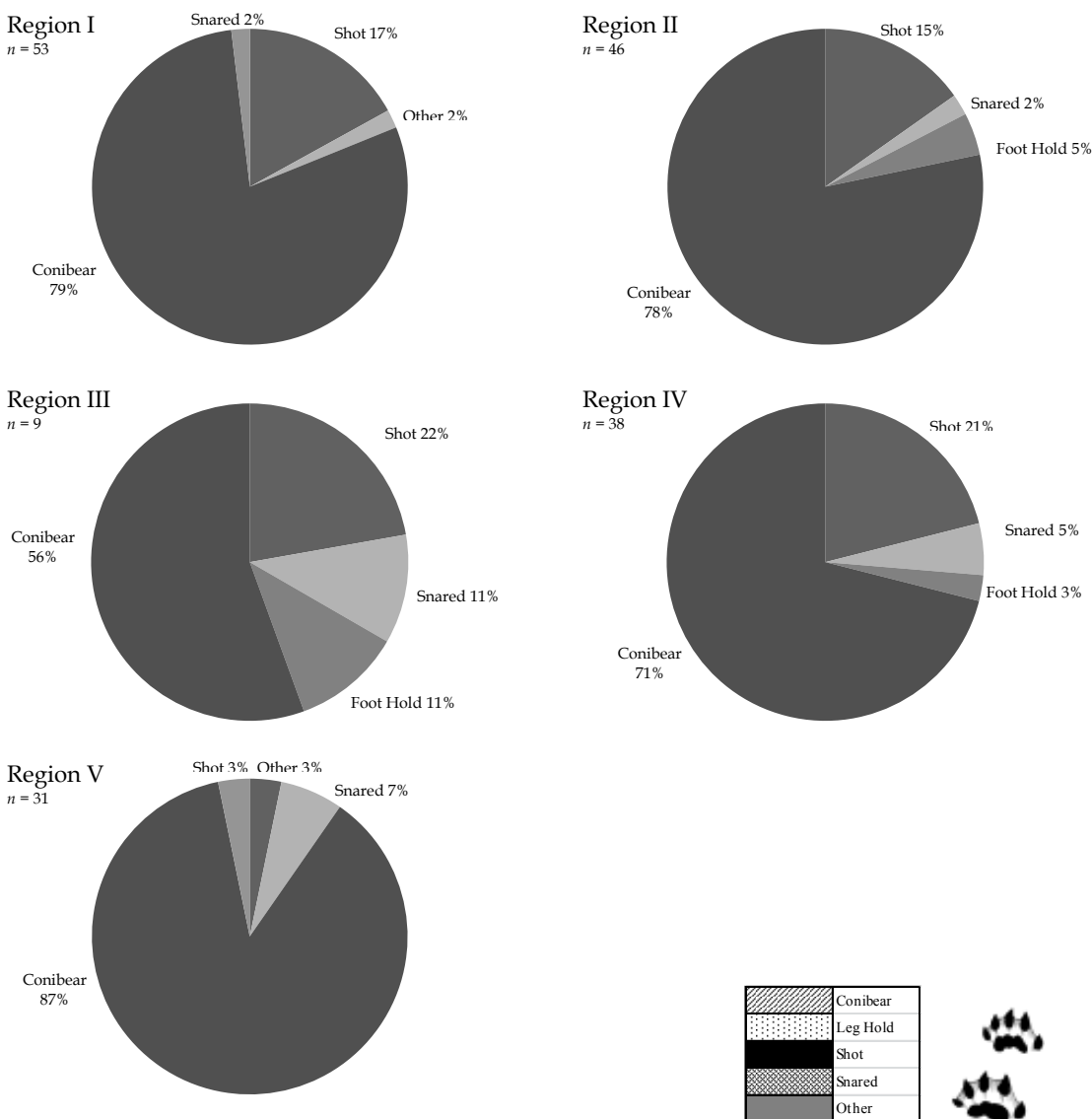
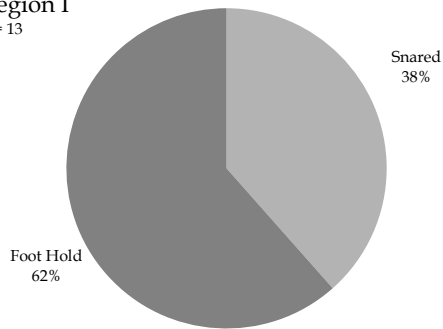


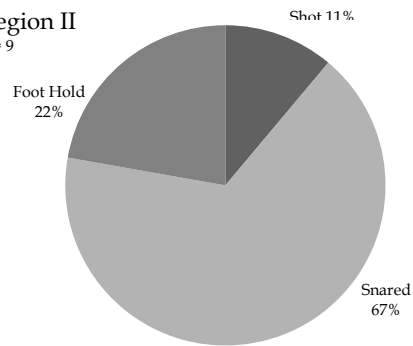
Figure 22. Methods trappers used to harvest river otter in Alaska during regulatory year 2017.

WOLF

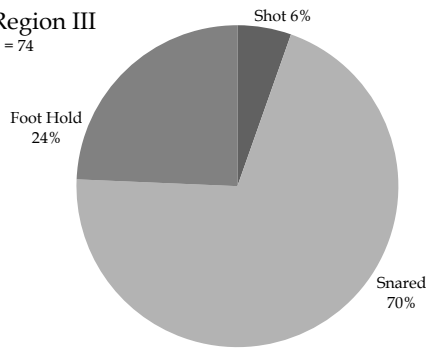
Region I
n = 13



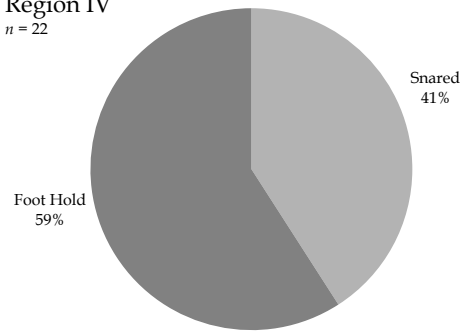
Region II
n = 9



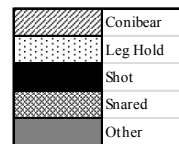
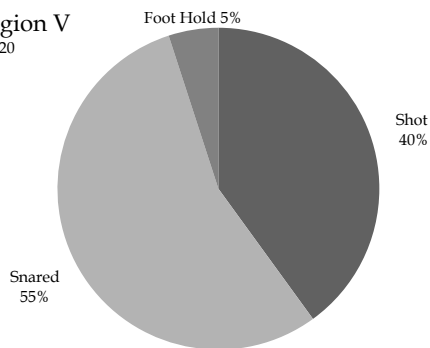
Region III
n = 74



Region IV
n = 22



Region V
n = 20



Statewide
Trends in
Harvest
Methods

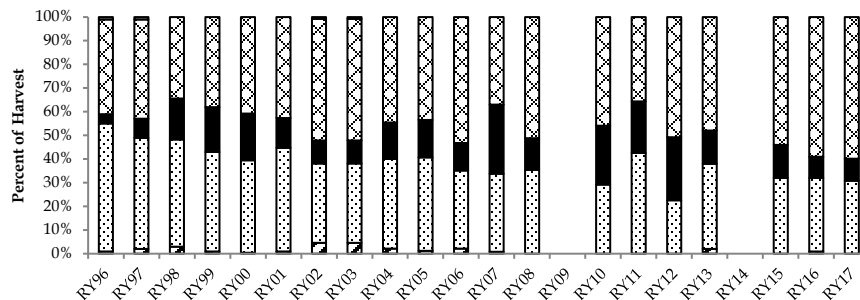
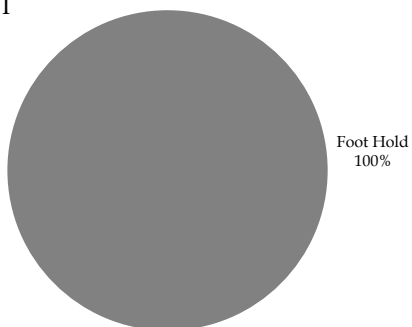


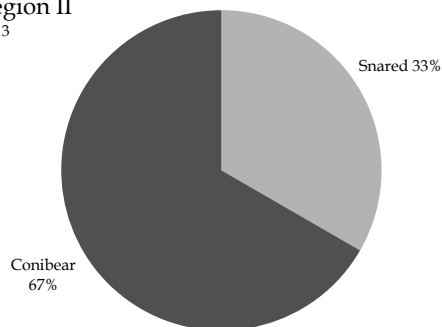
Figure 23. Methods trappers used to harvest wolf in Alaska during regulatory year 2017.

WOLVERINE

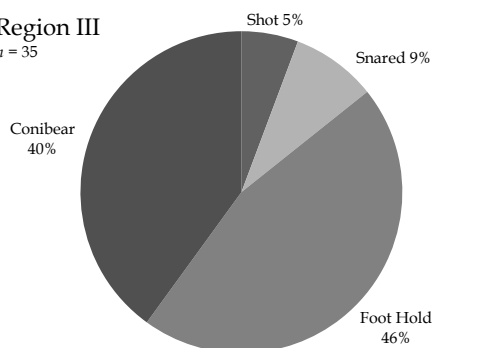
Region I
n = 1



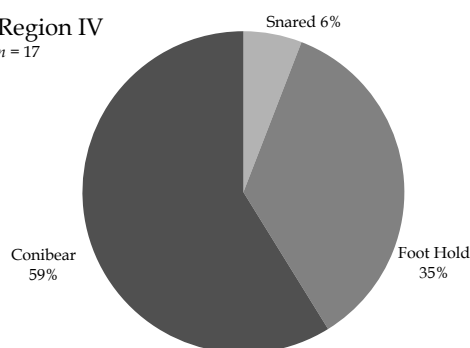
Region II
n = 3



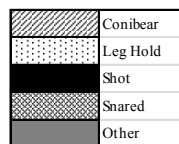
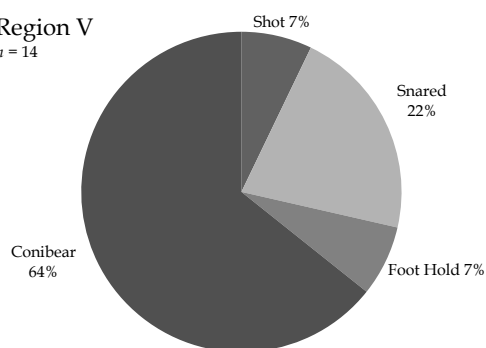
Region III
n = 35



Region IV
n = 17



Region V
n = 14



Statewide
Trends in
Harvest
Methods

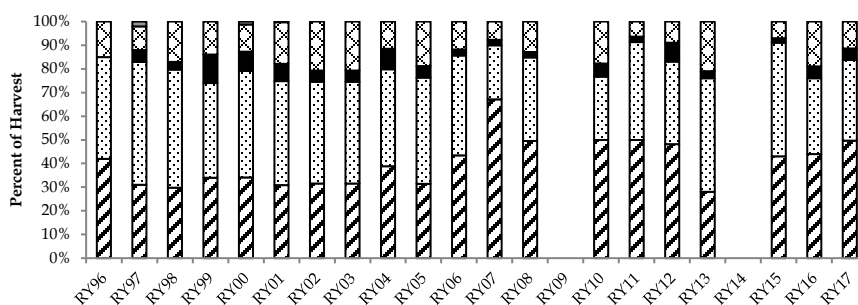


Figure 24. Methods trappers used to harvest wolverine in Alaska during regulatory year 2017.

Species Relative Abundance and Population Trends

The species relative abundance index is based on work done with snowshoe hares in Alberta, Canada by Christopher Brand and Lloyd Keith (1979).¹ They compared the responses to a trapper questionnaire with their estimates of hare densities based on their own fieldwork and found there was a good relationship between these 2 measures. They developed an index for the responses received from trappers on the questionnaire. A numerical value was assigned to each of 3 responses: 1 = scarce; 2 = common; and 3 = abundant. The value of the abundance index was derived from a mathematical equation that expressed the cumulative response value of trappers in a given region as a percentage of the range of possible values:

$$I = \left[\left(\sum_{i=1}^n (R_i) - n \right) / 2n \right] \times 100$$

Where I = abundance index

R = numerical value (1 = scarce, 2 = common, 3 = abundant)

n = number of trappers reporting

The abundance index (I) ranged from 0% to 100%. Index values of 0–19% indicated animals were scarce, 20–50% indicated animals were common, and values greater than 50% indicated animals were abundant. In the following tables, we converted the index values to the appropriate category: scarce, common, or abundant.

We do not know if the same ranges of percentages are appropriate for animals in Alaska, as they were established for snowshoe hares in Alberta. However, this index does provide a way to generally compare trappers' interpretations of species abundance in a given area over time and can be very helpful when used in conjunction with other abundance indicators and sources of information.

The numerical trend index indicates if trappers felt animals were fewer, the same, or more numerous than they were the previous year. This index is slightly different than the relative abundance index. The trend index was calculated by assigning a 1 if the 'fewer' box was checked, 2 for the 'same,' and 3 for 'more' animals. The average was then calculated for all trappers in an area. Since we don't have an independent measure of trend to compare the index values to as we did for relative abundance, it is necessary to select arbitrary ranges of values to classify the average opinion of trappers in an area. For purposes of this report, an average trend value of <1.67 represents fewer (–), a value >2.33 represents more (+), and intermediate values represent no change (n/c) in trend.

Due to the relatively small sample size in RY17, we presented species relative abundance and trend at a regionwide level as opposed to the game management unit (GMU) level. Sample sizes were too small to provide useful data at a smaller geographic scale.

¹ C. J. Brand and L. B. Keith. 1979. Lynx demography during a snowshoe hare decline in Alberta. *Journal of Wildlife Management* 43(4):827–849.

Table 5. Relative abundance and trend of furbearer populations in Alaska, regulatory year 2017, by region.

Species	Region I		Region II		Region III		Region IV		Region V	
	Relative abundance <i>n</i> ^a = 25	Trend <i>n</i> = 25	Relative abundance <i>n</i> = 35	Trend <i>n</i> = 36	Relative abundance <i>n</i> = 84	Trend <i>n</i> = 83	Relative abundance <i>n</i> = 61	Trend <i>n</i> = 59	Relative abundance <i>n</i> = 24	Trend <i>n</i> = 24
<i>Furbearers:</i>										
Arctic fox	not present	n/c ^b	scarce	– ^c	scarce	n/c	scarce	n/c	scarce	n/c
Beaver	scarce	n/c	scarce	n/c	common	n/c	common	n/c	common	n/c
Coyote	scarce	n/c	common	n/c	scarce	n/c	common	n/c	scarce	n/c
Ermine	scarce	n/c	common	n/c	common	n/c	common	n/c	common	n/c
Fisher	scarce	n/c	scarce	n/c	scarce	n/c	scarce	n/c	scarce	n/c
Lynx	scarce	n/c	scarce	n/c	common	+ ^d	scarce	n/c	scarce	n/c
Marten	common	n/c	scarce	n/c	common	n/c	scarce	n/c	scarce	n/c
Mink	abundant	n/c	scarce	n/c	scarce	n/c	scarce	n/c	common	n/c
Muskrat	not present	n/c	scarce	n/c	scarce	n/c	common	n/c	common	n/c
Red fox	not present	n/c	scarce	n/c	scarce	n/c	common	n/c	common	n/c
Red squirrel	common	n/c	scarce	n/c	common	n/c	common	n/c	abundant	+
River otter	common	n/c	abundant	n/c	abundant	n/c	common	n/c	scarce	n/c
River otter	common	n/c	common	n/c	scarce	n/c	scarce	n/c	common	n/c
Wolf	common	n/c	scarce	n/c	common	n/c	scarce	n/c	common	n/c
Wolverine	scarce	n/c	scarce	n/c	scarce	n/c	scarce	n/c	scarce	–
<i>Prey:</i>										
Grouse	scarce	n/c	common	n/c	common	n/c	common	n/c	scarce	n/c
Hare	scarce	n/c	common	+	abundant	+	common	+	common	+
Mice/rodents	common	n/c	abundant	n/c	abundant	n/c	abundant	n/c	abundant	n/c
Ptarmigan	scarce	n/c	scarce	n/c	scarce	n/c	scarce	n/c	common	n/c

^a *n* is the total number of trappers who provided information on abundance or trend; not all trappers provided information on every species.

^b n/c = no change in trend.

^c – = decrease in trend.

^d + = increase in trend.

Furbearer Harvest Report

Only 4 of the 14 species defined as furbearers are required to be sealed throughout Alaska: lynx, river otter, wolf, and wolverine. Marten, beaver, and fisher are required to be sealed in some units but not statewide. Table 6 shows the number of each species trappers reported harvesting in each subunit in the RY17 season.

It would be helpful to know what proportion of the total harvest the questionnaire response numbers represent. For species that require sealing, the number sealed represents our best information about the statewide harvest. Table 7 gives the harvest totals reported on the questionnaire as a percentage of the total number sealed. Assuming the proportions for species that are not required to be sealed fall within the ranges observed below, the statewide average of species reported on the questionnaire is 16% of the actual harvest.



Photo by Scott Nelson

Table 6. Furbearer harvest as reported on the 2017 trapper questionnaire, Alaska.

Region	Subunit ^a	<i>n</i>	Arctic fox	Beaver	Coyote	Ermine	Fisher	Lynx	Marten	Mink	Muskrat	Red fox	Red squirrel	River otter	Wolf	Wolverine
I	1A	7	0	6	0	5	0	0	31	20	0	0	15	9	0	0
	1C	12	0	12	0	17	0	0	70	7	0	0	8	11	7	1
	1Z	6	0	4	0	3	0	0	24	35	0	0	0	14	0	0
	2Z	2	0	4	0	0	0	0	50	0	0	0	0	1	0	0
	3Z	1	0	0	0	8	0	0	12	5	0	0	1	8	5	0
	4Z	10	0	0	0	5	0	0	103	9	0	0	12	8	0	0
	5A	2	0	0	0	0	0	0	22	2	0	0	0	2	1	0
I Totals		40	0	26	0	38	0	0	312	78	0	0	36	53	13	1
II	6C	3	0	12	0	12	0	0	8	13	0	0	14	5	0	0
	6D	1	0	0	0	4	0	0	2	0	0	0	4	0	0	0
	6Z	1	0	0	0	0	0	0	0	3	0	0	0	0	0	0
	7Z	11	0	12	18	19	0	0	13	1	0	0	2	3	3	3
	8Z	6	0	8	0	4	0	0	0	2	73	27	0	31	0	0
	14C	1	0	0	3	15	0	1	2	3	0	12	35	0	0	0
	15A	8	0	0	1	12	0	0	0	6	15	0	0	0	3	0
	15B	3	0	0	0	0	0	0	0	4	6	0	3	1	0	0
	15C	5	0	3	15	15	0	0	0	0	5	0	0	4	4	0
	15Z	3	0	3	6	7	0	0	0	3	0	0	2	2	0	0
II Totals		42	0	38	43	88	0	1	25	35	99	39	60	46	10	3
III	12Z	5	0	0	0	2	0	8	62	1	34	12	50	0	18	2
	19A	1	0	28	0	0	0	2	58	2	0	13	0	0	2	2
	19C	1	0	0	2	0	0	0	3	0	0	0	0	2	0	2
	19D	6	0	5	0	0	0	0	257	3	0	2	0	0	2	1
	20A	19	0	37	7	27	0	145	76	38	3	19	21	3	3	4
	20B	35	0	14	2	29	0	46	356	16	0	16	178	0	7	2
	20C	6	0	1	0	0	0	11	123	4	0	1	0	0	5	0
	20D	14	0	33	5	24	0	20	21	0	7	27	32	1	10	0
	20E	2	0	0	0	0	0	0	205	0	0	0	0	0	0	2
	20F	3	0	3	1	31	0	42	98	1	0	3	51	0	0	0
	20Z	5	0	10	5	3	0	6	81	10	6	6	4	0	0	2
	21B	1	0	2	0	0	0	0	552	1	0	1	10	0	2	3
	21D	3	0	18	0	3	0	9	6	16	3	6	4	3	2	0
	24A	1	0	0	0	0	0	6	0	0	0	0	1	0	2	0
	24B	1	0	0	0	0	0	13	0	0	0	0	0	0	0	0
	24D	2	0	0	0	0	0	1	0	6	0	8	0	0	0	0
	24Z	1	0	0	0	1	0	0	48	2	0	0	0	0	0	0
	25A	2	0	0	0	0	0	1	104	2	2	0	2	0	5	4

Region	Subunit ^a	<i>n</i>	Arctic fox	Beaver	Coyote	Ermine	Fisher	Lynx	Marten	Mink	Muskrat	Red fox	Red squirrel	River otter	Wolf	Wolverine
	25B	1	0	0	0	0	0	1	90	0	0	5	0	0	2	2
	25C	4	0	0	0	1	0	2	46	3	0	0	2	0	0	0
	25D	5	0	6	3	5	0	63	31	0	0	13	0	0	11	2
	26Z	1	25	0	0	0	0	0	0	0	0	2	0	0	0	0
III	Totals	119	25	157	25	126	0	376	2,217	105	55	134	355	9	71	28
IV	9B	1	0	3	0	0	0	0	0	0	0	0	0	7	0	0
	9C	1	0	13	0	0	0	1	0	6	0	3	0	2	0	2
	9D	1	0	0	0	0	0	0	0	13	0	17	0	0	0	0
	11Z	1	0	0	0	0	0	0	18	0	0	0	0	0	0	0
	13A	7	0	0	11	22	0	10	48	6	4	7	8	4	0	4
	13B	5	0	0	4	7	0	8	52	0	0	0	0	0	6	0
	13C	4	0	1	4	4	0	18	60	3	8	13	0	1	18	1
	13D	7	0	19	9	6	0	52	8	1	7	3	0	3	4	1
	13E	4	0	0	0	5	0	0	5	0	0	2	0	0	0	0
	13Z	5	0	20	2	10	0	3	13	8	1	4	6	0	0	2
	14A	19	0	11	7	11	0	0	7	13	96	26	3	2	0	0
	14B	10	0	6	4	14	0	0	27	1	14	32	8	2	0	1
	14Z	6	0	8	1	4	0	0	2	8	0	8	1	1	0	1
	16A	5	0	15	3	30	0	0	5	1	6	1	5	1	0	1
	16B	2	0	0	0	0	0	0	34	0	0	0	0	0	0	3
	16Z	3	0	3	0	5	0	0	24	2	0	0	2	0	0	4
	17A	1	0	4	0	0	0	0	3	1	0	0	0	1	0	0
	17C	9	0	24	1	1	0	3	10	6	1	30	0	14	0	0
IV	Totals	91	0	127	46	119	0	95	316	69	137	146	33	38	28	20
>	18Z	23	0	90	1	12	0	37	51	38	20	735	0	27	13	2
	22A	4	1	6	0	0	0	1	46	1	0	14	0	2	0	3
	22C	1	1	2	0	0	0	0	0	0	0	0	0	0	0	0
	22Z	1	0	0	0	0	0	0	0	0	0	0	0	0	0	2
	23Z	5	0	12	0	0	0	1	80	2	0	26	0	0	6	5
V	Totals	34	2	110	1	12	0	39	177	41	20	775	0	29	19	12
Unknown		7	0	0	1	4	0	13	9	7	30	13	0	3	1	4
Statewide		333	27	458	116	387	0	524	3,056	335	341	1,107	484	178	142	68

Table 7. Trapper questionnaire reported harvest as a percent of total number sealed, by species and region where sealing was required, regulatory year 2017, Alaska.

Region	Percent (%) of RY17 species harvest reported in questionnaire							Average
	Beaver	Fisher	Lynx	Marten	River otter	Wolf	Wolverine	
I	12	0	0	11	18	7	3	11
II	29	— ^a	9	20	29	25	11	25
III	—	—	15	—	17	12	12	15
IV	34	—	26	67	21	11	14	35
V	—	—	11	—	11	14	19	15
Statewide	—	—	17	—	19	12	14	18

^a En dash indicates there was no sealed harvest.

Furbearer Sealing Records Summary

Sealing refers to the placement of an official marker or locking tag (seal) by an authorized department representative on an animal hide and/or skull. The sealing process may also involve recording biological information about the animal and the conditions under which it was taken, taking measurements, and collecting biological samples. Lynx, river otter, wolf, and wolverine are required to be sealed statewide. Marten, beaver, and fisher are required to be sealed only in certain GMUs. The harvest totals reported below are based on fur sealing records. Numbers reported here on Table 8 may differ from those in previous reports because additional sealing forms have been turned in.



Photo by Jonathan Zeppa.

Table 8. Reported harvest from regulatory year sealing records, Alaska, regulatory years 2013–2017.

Species	Region	RY13	RY14	RY15	RY16	RY17
Beaver ^a	I	372	398	322	223	219
	II	280	307	279	149	132
	III	30	49	22	3	9
	IV	634	579	446	464	376
	V	10	2	4	2	0
	Total:	1,326	1,335	1,073	841	736
Fisher ^b	I	2	6	2	0	5
	II	0	0	0	0	0
	III	0	0	0	0	0
	IV	0	0	0	0	0
	V	0	0	0	0	0
	Total:	2	6	2	0	5
Lynx	I	0	1	0	3	1
	II	173	9	10	9	11
	III	1,113	980	1,045	1,382	2,384
	IV	192	128	116	188	367
	V	356	239	326	116	368
	Total:	1,834	1,357	1,497	1,698	3,131
Marten ^c	I	3,030	1,679	2,272	2,266	2,914
	II	206	106	195	153	123
	III	3	0	57	38	0
	IV	556	310	671	195	470
	V	0	0	2	0	0
	Total:	3,795	2,095	3,197	2,652	3,507
River otter	I	820	388	447	294	292
	II	625	389	324	222	158
	III	88	71	123	61	53
	IV	208	220	204	164	183
	V	398	330	397	141	271
	Total:	2,139	1,398	1,495	882	957
Wolf	I	211	163	148	167	192
	II	27	51	46	46	40
	III	526	563	494	538	586
	IV	205	112	159	231	255
	V	147	130	198	163	137
	Total:	1,116	1,019	1,045	1,145	1,210
Wolverine	I	31	14	17	17	29
	II	31	16	41	36	27
	III	358	270	256	175	226
	IV	158	100	159	148	144
	V	133	115	136	129	65
	Total:	711	515	609	505	491

^a Beavers are required to be sealed in game management units (GMU) 1–11, 13–15, and 17.

^b Fishers are required to be sealed in GMUs 1–5.

^c Martens are required to be sealed in GMUs 1–7 and 14–16.

Commercial Transactions Involving Furs

AVERAGE PRICES PAID FOR RAW FURS

Prices published by 2 major fur auction houses (North American Fur Auction and Fur Harvesters Auction, Inc.) during January–July in each of the previous 5 years were averaged to produce the prices in this table. Top prices were also from fur auctions. Prices for RY17 in Alaska were obtained from the 2018 January–July auction house prices.

Table 9. Average fur prices published by the North American Fur Auction and Fur Harvesters Auction, Inc., for the last 5 regulatory years, 2013–2017.

Species	Average price (U.S. dollars)					Top price RY17 (U.S.\$)
	RY13	RY14	RY15	RY16	RY17	
Arctic fox	40.87	43.29	39.91	36.39	33.11	120.00
Beaver	18.71	13.30	10.04	10.71	10.83	66.00
Coyote	56.49	51.75	39.87	47.67	57.12	610.00
Ermine	3.80	4.74	1.84	2.72	3.27	14.50
Fisher	83.14	63.33	35.62	49.61	43.84	112.00
Lynx	144.49	87.37	61.88	69.46	75.87	380.00
Marten	76.94	54.12	46.51	83.32	69.47	320.00
Mink (wild)	17.51	9.83	9.10	10.44	10.76	22.00
Muskrat	10.36	3.94	2.87	3.89	3.17	12.25
Red fox	40.18	23.84	16.53	17.85	18.81	155.00
Squirrel	0.94		0.38	0.70	0.81	1.50
River otter	53.95	38.65	20.00	28.79	28.68	69.00
Wolf	170.17	127.75	157.88	176.36	144.51	775.00
Wolverine	224.90	217.41	208.90	242.19	255.75	510.00



Photo by Jason Hass.

MINIMUM ESTIMATED FUR VALUE

Table 10 below summarizes the minimum total estimated value of furs trapped during the 2017–2018 season. The minimum total value was \$851,933.11, with marten and lynx accounting for more than half of that total. This table is intended to provide an estimate of fur values in Alaska and does not represent fur revenue. Average fur auction prices were used to calculate fur value. For beaver, fisher, lynx, marten, river otter, wolf, and wolverine, we used number of furs sealed. That means beaver, fisher, and marten values are certainly underestimated because the table includes only animals harvested from the areas in the state where sealing is required. For species that were not sealed the number of furs is the harvest reported by trappers on the questionnaire.

Table 10. Minimum value of furs harvested in Alaska, regulatory year 2017, by species.

Species	Total number sealed or reported	Average price (U.S.\$)	Minimum value (U.S.\$)
Arctic fox	27	33.11	893.97
Beaver	736	10.83	7,970.88
Coyote	116	57.12	6,625.92
Ermine	387	3.27	1,265.49
Fisher	5	43.84	219.20
Lynx	3,131	75.87	237,548.97
Marten	3,507	69.47	243,631.29
Mink	335	10.76	3,604.60
Muskrat	341	3.17	1,080.97
Red fox	1107	18.81	20,822.67
Red squirrel	484	0.81	392.04
River otter	957	28.68	27,446.76
Wolf	1,210	144.51	174,857.10
Wolverine	491	255.75	125,573.25
Total minimum value			851,933.11



Photo by James Paley.

Fur Sealing Requirements

Lynx, river otter, wolf, or wolverine taken anywhere in the state, marten in GMUs 1–7 and 14–16, fisher in GMUs 1–5, and beaver taken in GMUs 1–11, 13–15, and 17 must be sealed by an authorized department representative. If you ship furs of these animals to a buyer or auction house out of state, the furs must be sealed before you ship them.

If there is no authorized sealer near you, contact the nearest office of the Alaska Department of Fish and Game. A list of area biologists is provided below. We can help you make arrangements to seal your furs. If you or someone you know wants to become a fur sealer, contact one of the regional fur sealing officers listed below.

- There are federal licenses and permits needed to ship within or outside the country. Please check with the U.S. Fish and Wildlife Service if you intend to ship fur out of Alaska to another country, such as Canada. If you intend to ship a wolf, lynx, or river otter skin (raw or tanned) out of the country (for example from Alaska to a fur dealer in Canada) you must get a federal wildlife export permit (also called a CITES permit), a federal import/export license, and arrange for inspection of all furs by a federal agent.



Photo by Scott Nelson.

Regional ADF&G Fur Sealing Officers

Region I (GMUs 1–5)

Chad Rice
Alaska Department of Fish and Game
P.O. Box 110024
Juneau, AK 99811-0024
(907) 465-4354

Region II (GMUs 6, 7, 8, 14 and 15)

Erik Bollerud
Alaska Department of Fish and Game
333 Raspberry Road
Anchorage, AK 99518
(907) 267-2344

Region III (GMUs 12, 19, 20, 21, 24, 25, and 26B,C)

Jessie Dunshine
Alaska Department of Fish and Game
1300 College Road
Fairbanks, AK 99701
(907) 459-7205

Region IV (GMUs 9, 10, 11, 13, 16, and 7)

Joel Holyoak
Alaska Department of Fish and Game
1800 Glenn Hwy #4
Palmer, AK 99645
(907) 746-6396

Region V (GMUs 18, 22, 23, and 26A)

Amy Russell-Jamgochian
Alaska Department of Fish and Game
P.O. Box 1148
Nome, AK 99762
(907) 443-2271



Photo by Scott Nelson.

Area Biologists and Game Management Units

GMU 1(A), 2 Ross Dorendorf (AAB: Tessa Hasbrouck) 2030 Sealevel Drive, Suite 205 KETCHIKAN, AK 99901 Phone: (907) 225-2475 Fax: (907) 225-2771	GMU 1 (B), 3 Vacant (AAB: none) P.O. Box 667 PETERSBURG, AK 99833 Phone: (907) 772-5235 Fax: (907) 772-9336	GMU 4 Steve Bethune (AAB: none) 304 Lake Street Room 103 SITKA, AK 99835-7563 Phone: (907) 747-5449 Fax: (907) 747-6239
GMU 1(C), 1(D), 5 Roy Churchwell (AAB: Carl Koch) P.O. Box 110024 JUNEAU, AK 99811-0024 Phone: (907) 465-4266 Fax: (907) 465-4272	GMU 6 Charlotte Westing (AAB: none) P.O. Box 669 CORDOVA, AK 99574 Phone: (907) 424-3215 Fax: (907) 424-3235	GMU 7, 15 Jeff Selinger (AAB: Jason Herreman) 34828 Kalifornsky Beach Rd Ste B SOLDOTNA, AK 99669-8367 Phone: (907) 260-2905 Fax: (907) 262-4709
GMU 8 Nate Svoboda (AAB: John Cyre) 211 Mission Road KODIAK, AK 99615 Phone: (907) 486-1880 Fax: (907) 486-1869	GMU 9, 10 Dave Crowley (AAB: Chris Peterson) P.O. Box 37 KING SALMON, AK 99613 Phone: (907) 246-3340 Fax: (907) 246-3309	GMU 11, 13 Frank Robbins (AAB: Heidi Hatcher) P.O. Box 47 GLENNALLEN, AK 99588 Phone: (907) 822-3461 Fax: (907) 822-3811
GMU 12, 20(E) Jeff Gross (AAB: Jeff Wells) P.O. Box 355 TOK, AK 99780-0355 Phone: (907) 883-2971 Fax: (907) 883-2970	GMU 14(A), (B), 16 (A), (B) Tim Peltier (AAB: Chris Brockman) 1800 Glenn Hwy Suite 4 PALMER, AK 99645-6736 Phone: (907) 746-6327 Fax: (907) 746-6305	GMU 14(C) Dave Battle (AAB: Cory Stantorf) 333 Raspberry Road ANCHORAGE, AK 99518-1565 Phone: (907) 267-2185 Fax: (907) 267-2433
GMU 17 Neil Barten (AAB: Chris Peterson) P.O. Box 1030 DILLINGHAM, AK 99576 Phone: (907) 842-2334 Fax: (907) 842-5514	GMU 18 Patrick Jones (AAB: Keith Oster) P.O. Box 1467 BETHEL, AK 99559 Phone: (907) 543-2979 Fax: (907) 543-2021	GMU 19, 21 (A), (E) Josh Peirce (AAB: Jon Barton) P.O. Box 230 MCGRATH, AK 99627 Phone: (907) 524-3323 Fax: (907) 524-3324
GMU 20(A), (B), (C), (F), 25(C) Tony Hollis (AAB: Mark Nelson) 1300 College Road FAIRBANKS, AK 99701 Phone: (907) 459-7233 Fax: (907) 459-7332	GMU 20(D) Bob Schmidt (AAB: Clint Cooper) P.O. Box 605 DELTA JUNCTION, AK 99737 Phone: (907) 895-4484 Fax: (907) 895-4833	GMU 21(B), (C), (D), 24 Glenn Stout (AAB: Sarah Longson) 1300 College Road FAIRBANKS, AK 99701 Phone: (907) 459-7218 Fax: (907) 459-7332
GMU 22 Bill Dunker (AAB: Sarah Germain) P.O. Box 1148 NOME, AK 99762 Phone: (907) 443-2271 Fax: (907) 443-5893	GMU 23 Brandon Saito (AAB: none) P.O. Box 689 KOTZEBUE, AK 99752 Phone: (907) 442-1712 Fax: (907) 442-2420	GMU 25 (A), (B), (D), 26 (B), (C) Beth Lenart (AAB: Jason Caikoski) 1300 College Road FAIRBANKS, AK 99701 Phone: (907) 459-7242 Fax: (907) 459-7332
GMU 26 (A) Carmen Daggett (AAB: none) P.O. Box 1284 BARROW, AK 99723-1284 Phone: (907) 852-3464 Fax: (907) 852-3465	RI Reg Supvr – Tom Schumacher (907) 465-4359 RI Mgmt Coord – Vacant (907) 465-4267	RII Reg Supvr – Howard Golden (907) 267-2177 RII Mgmt Coord – Cyndi Wardlow (907) 267-2529
RIII Reg Supvr – Darren Bruning (907) 459-7222 RIII Mgmt Coord – Doreen Parker McNeill (907) 459-7381	RIV Reg Supvr – Gino DelFrate (907) 861-2123 RIV Mgmt Coord – Todd Rinaldi (907) 861-2105	RV Reg Supvr – Tony Gorn (907) 267-2421 RV Mgmt Coord –Phillip Perry (907) 443-8189

Trapper Comments

We are looking for ways to improve the trapper questionnaire; please feel free to provide your suggestions. We are also interested in your ideas for trapping in Alaska. Below are responses trappers provided on the 2017 questionnaire to the following question: "Do you have any other comments or suggestions for ADF&G or the Board of Game on how trapping can be improved in Alaska?"

REGION I

- 🐾 Active predator management.
- 🐾 Align the seasons on federal and state land to be the same state wide in all units.
- 🐾 Allow for more trapping in Unit 2. While I did not do much in Unit 1A, I am familiar with many trappers on Unit 2 and who feel a dent was not even made and fear for the deer population even though the regulations for non-rural residents has been cut to 2 from 4.
- 🐾 Enact stricter punishments for those breaking the trapping laws.
- 🐾 Extend beaver season into May!
- 🐾 Find a way to make the winters longer and colder, please :)
- 🐾 First off, much thanks to ADF&G and especially the Div of Wildlife staff! As far as I can see, you folks are doing a fine job managing the fur bearers in in unit 1. Your hard work is very much appreciated! That being said, you asked for suggestions, so here are a few I and my trapping partner have... There undeniably seems to be a great increase in the wolf population around Juneau. I don't necessarily feel like this is a bad thing...(yet). But, if funds are available, I think it would be a great use of resources to initiate a research project on the local wolf population. As you very well know, this is a contentious topic in the community. The unfortunate outcome of this is people feel like they need to "choose a side". This only intensifies the divide and exaggerates the "sides" into extremes. Perhaps with a bit of research and a few public informational public meetings people can learn a bit more about the local wolf population and realize that management IS necessary but extermination is neither required nor desired. Research/education would benefit both the public as well as the trapper. An educated trapper may realize that is it not their job to manage the recourse, under the presumption that a population of wolves is going to destroy the local deer population. I fear the lack of local wolf population knowledge is encouraging rumors, confusion and fears, fueled only by hearsay and "social media research" It seems like there were fewer (than normal) conflicts between trappers and other trail users this season. Which is great! However, I still think it would be great if ADF&G would offer a sign (perhaps on corrugated plastic) to trappers, to post at the beginning of their 'line, informing other trail users that they are entering an active trapline. While it seems that most trappers are taking it upon themselves to do this, I feel like a more official looking signage with ADF&G logo would appear more official to

trail users and would aid in keeping conflicts and pet/trap encounters to a minimum.
Thank you for the opportunity to comment!

- 🐾 Free tanning.
- 🐾 I am happy with everything.
- 🐾 I believe that teaching the youth at least in SE AK, how to be more selective in their catch rates of male versus females and the benefits of a farming methodology would be better for the Martin population and ultimately the trapper year after year as well. In Juneau the AK State Troopers should not be allowed to enforce conflicting CBJ ordinances against trapping - the BOG should make it clear that the state is charged with managing our resources not city boroughs.
- 🐾 I buy a resident hunt/trap/fish license every year. I do not trap, but my underage son does and I sometimes go with him to check his traps to be supportive.
- 🐾 I have not yet done any trapping, but I plan to.
- 🐾 I support trapping and purchase a license to assist with Fish and Game Fund match for research and management of furbearers.
- 🐾 I think we should be able to bait 30 days prior to the season opener.
- 🐾 I usually get my trappers license every year just in case I run across one of these critters while hunting I then can shoot them.
- 🐾 Include the practice of surrounding or 'bracketing' another trapper's set with two to eight new sets in the definition of the Interfering with legal trapping regulation. Alternately, include this as a paragraph in the best practices or etiquette section of the printed regulations. I don't have much hope that this course would affect the people who do this.
- 🐾 Keep up the good work.
- 🐾 Longer seasons would be nice.
- 🐾 Make laws based on sound management practices, not somebody's feelings.
- 🐾 Manage populations scientifically rather than socially.
- 🐾 More trapper oriented education for south east.
- 🐾 No. The BOG is doing a great job!
- 🐾 Not really a trapper just get license now and again when I think that it may open up a winter opportunity. Thank you F&G.

- 🐾 Please protect trappers rights, I rarely see other user groups get lawfully punished for tampering with trappers gear, etc. Frustrated by lack of support for my right to trap under the states constitution. Good job BOG, and ADF&G biologists! Would like to see biologists work alongside those who spend more time in the field than them.
- 🐾 Remove any limit to the number of predator species that can be trapped and / or hunted on Douglas Island, this is one of the only areas a local hunter can harvest food for their families and it's NOT a good area or large enough to have a positive effect on predator habitat availability.
- 🐾 Remove the injunction against trapping around Ward Lake and Forest Service trails in Ketchikan.
- 🐾 The trapping clinics for trail users in Juneau are a good idea for non-trappers to know how to release their dogs from a trap, when the trapping season occurs, and to know there are trappers in the Juneau area.
- 🐾 Too many wolves on Prince of Wales Island. Reduced harvest limit due to bad data of wolf population. I like science, but the model was clearly wrong in this case and common sense alone is all that's needed to see this. Increase the harvest before our deer population falls too low to support the people that rely upon it on POW.
- 🐾 We need dedicated lines, Canada has a great trapping program. I've seen time and time again a trapper trying to be good Stewart of the resources available only to have another trapper come in and over harvest certain fur .Only way to fix this is to give dedicated lines. I was injured so had to miss last year's season but will be out this winter.
- 🐾 We really need to start harvesting sea otters. At the very least sell a limited amount of tags for them to the public. Everything else is good as far as I'm concerned.
- 🐾 When I lived on Adak the trapping season was set based on mainland prime fur timing. Because Adak was an island the timing of the season did not coincide with the priming of the fur. This should be fixed. Since there is an eradication program for fox on the Aleutian Islands perhaps an open season would make sense. At least bring the season and the priming of the fur in line.
- 🐾 Yes we seem to be losing the trapping areas along many traditional game trails traditionally use by trappers. One example being the settler's cove trail to the Emery Tobin Lakes, in Ketchikan, there was always a game trails that was used for decades by many trappers, and now has become a trail that people use to walk their dogs and complain about trappers unbelievable! As they would have never gone there if trial was not modified and maintained by the USFS parks system. This trail is also now being used by the tourist industry which seems to be taking over the state during the spring and summer months. I'm a lifelong Ketchikan resident and have been watching the changes for many decades and now wonder what's next? Seems like the State of AK being sold out to the Cruise ship cartel.

REGION II

- 🐾 Educate state law enforcement more about trapping. - Point out to State and federal lawmakers the negative impacts to trapping and other state interests brought about by the lack of cooperation by federal land holders like the Kenai Wildlife Refuge. - Keep regulations as simple as possible! This should be a priority for all hunting, fishing, and trapping regulations.
- 🐾 Adopt state-wide regulations to create a trapping setback on all public trails and recreation areas. Non-trapping recreation far outweighs the trapping in Alaska, especially in urban areas. We need to protect all recreational uses and people on our public lands. There are plenty of areas to trap that aren't right next to public trails. Unfortunately, I don't believe education alone will change the poor trapping ethics observed with some trappers. Creating trail setbacks should not influence the real ethical trapper, because they are already trapping well away from the public and their pets.
- 🐾 Allow snaring for coyote and wolf beginning October 15 in game management unit 15.
- 🐾 Continue to teach young new hunters about how to keep community hatred of hunting / trapping to a minimum.
- 🐾 Do not close state lands that are adjacent to federal lands for trapping or hunting.
- 🐾 Doing a great job managing the resource.
- 🐾 Due to my age and commitments trapping is not always possible. Trapping cannot be done as a single day or weekend event, it takes some dedication. I purchase a trapping license every year in the event I can free up a couple of weeks of free time to enjoy trapping. I also buy the license to support the trapping industry.
- 🐾 Education is the key to help trappers avoid situations with the anti-trapping public.
- 🐾 Educational classes and websites.
- 🐾 Enforce existing laws protecting trappers from the general public. Stealing traps and tampering with legally set traps is a real problem in some areas.
- 🐾 Enforcing leash laws, working to open more federal land.
- 🐾 Extend the season for smaller furbearers such as Marten due to late snowfall.
- 🐾 Good survey. Thanks.
- 🐾 Have been busy doing other projects during the winters.
- 🐾 I add the trapper to my license as I ride with friends on their trapline from time to time. I don't have enough experience certain to make any recommendations.

- 🐾 I am a beginner, I intend to do more in the future. I support trappers though and always buy a license.
- 🐾 I am not sure when, but I would imagine I will trap again in the future.
- 🐾 I believe the BOG needs to reduce the season as well as bag limits for beaver in 15A. The area I trap in has plenty of Birch as a food source but only one active hut. I have trapped this area for the past 5 years and have carefully "farmed" beavers by taking only 1 beaver per hut and have watched the population be reduced enough that I did not set any beaver sets this year. I also trap from opening day to closing day and am certain no other trappers came in my area. I approached the President of the Board of Game, about this population crash and he blamed the presence of predators for the crash. While I know predators take some beavers I firmly believe that there is an additional factor such as low kit survival, disease, etc. causing the beavers in my area to essentially become extinct. I have spoken with many other trappers throughout Unit 15 and 7 and they are reporting the same crash in population. Sealing records also show a decrease in harvest despite longer seasons and steady trapper effort. Historically, the beaver season ran Jan 1 through Feb 31. I would like to see that restored on the Kenai and reduce the limit to 5 per year with sealing done within 7 days after harvest. Thank you.
- 🐾 I buy a resident combo license every year.
- 🐾 I buy a trapper license because it's a small fee in the combo license hunting/fishing/trapping and if the opportunity or need comes up I can easily participate.
- 🐾 I buy the tag to support ADF&G. I want to make sure the game is managed well because I hunt and fish.
- 🐾 I currently do not spend the winters in Alaska. That might change in the future.
- 🐾 I had a large number of beaver activity at my lake home cutting down over 50 trees and saplings, I spoke with a fish and game agent who told me I could get a nuisance permit or wait a month and trap them so I decided being a lifelong Alaskan I should try my hand at trapping for the fun. We got two medium size beavers on the same week, and nothing after, not sure we got them all but I guess we'll see in a couple weeks.
- 🐾 I just didn't get a chance to get out & trap. I'll try again in a few years.
- 🐾 I mainly purchase the trapping license to broaden my possibilities and help the ADF&G attain matching funds for management goals.
- 🐾 I purchase a trapping license every year in order to support trapping and trappers.
- 🐾 I purchased a Hunting, Fishing and Trapping license, there was a possibility of trapping last year. I did not trap and did not renew my license this year. Thanks.
- 🐾 I trapped a few years back, but think it's time to do something different.

- 🐾 I'm a hobby trapper. I target coyote, since population is low in area that I snare in I chose to spend my time doing chores that gave more satisfaction. I will always buy a license whether I intend to trap or not. Thanks.
- 🐾 I'm just a recreational trapper near populated areas, so I only target beaver under the ice for fear of catching someone's dog which tarnishes the name of trappers. Thanks for your support of us trappers.
- 🐾 Improve responsiveness of law enforcement to help trappers release/handle incidental moose catch. Keep lynx "closed" until significant population improvement.
- 🐾 In my area the river otter season closes long before beaver. Trapping beaver without catching otter is almost impossible. It would be helpful if the otter season ran as long as the beaver season.
- 🐾 In unit 7, there is a 5 year moratorium on trapping for Lynx. I think that there should be a year to year analysis on this type of thing. We have hares all over the place this year (probably high year of cycle) and seeing lynx tracks but we can't trap them. This will probably extend the no lynx trapping into the peak of the next one - another 7 years?
- 🐾 Institute a trapper safety course to new trappers. Too many irresponsible people using snares and catching bear, deer, and non-target species.
- 🐾 It's time to re-open lynx in Unit 7.
- 🐾 Just couldn't get out and trap this winter.
- 🐾 Just to be careful to balance users of areas where trapping occurs. There seems to be increased pressure to restrict trapping to protect pets but a few irresponsible trappers can cause all sorts of damage and penalizing all trappers for that is not good management. Trappers can also trap and snare responsibly without restrictions on gear if they know what they are doing (education is key) and are willing to do it.
- 🐾 Keep the buffer around Denali open.
- 🐾 Keep trapping in Alaska viable for anyone wanting to participate in the sport.
- 🐾 last two years I've been unable to trap, been working on our house making up grades. hopefully this winter I'll be able to get back out and hunt.
- 🐾 Less wolf sign than previous years.
- 🐾 Longer wolverine seasons, their activity seems to increase at the end of the season.
- 🐾 Lynx numbers seem to be increasing in Unit 14. A more generous season may be in order while lynx numbers are high.

- 🐾 Make Harvest limits for trapping, the same for hunting, in the case of fewer animals. For example, Unit 15 Lynx, you could Hunt 2, but trap none. I would like to see the trapping limit, raised to meet the hunting limit.
- 🐾 Make the Kenai National Wildlife Refuge allow under ice beaver trapping within a mile of the road. Not fair that refuge enforcement can trap beaver within a mile but the public can't.
- 🐾 My answers make it appear as if I am against trapping which is far from reality. I have planned to trap beaver in the past, but timing just never worked out. I buy a trapping license every year to contribute to conservation in Alaska, plus it opens up a lot more opportunities to harvest fur bearing animals over a conventional hunting license. I appreciate all that ADF&G does to allow access for Alaskans to hunt, fish & trap in our state. Thanks...
- 🐾 No comments or suggestions but I wanted to express my sincere thanks and appreciation as a 36-year resident of Alaska, for allowing increased "Trapper" harvests for predators and fur-bearers for hunters like myself. Graciously.
- 🐾 No, sorry. I have purchased a trapping license for years for the sole purpose of being able to harvest more than the limit of wolves allowed by a hunting license. I have seen as many as 13 wolves at once but I have not harvested any wolves for years so I did not include the purchase of a trapping license this year's when I purchased my "Fish and Game" license. If I were to make a suggestion: Increase the harvest limit on wolves for hunters from 5 to 10 in Unit 15.
- 🐾 Only bought trapping license to hunt furbearers.
- 🐾 Open up 2 lynx to trappers, not just hunters. What's the difference?
- 🐾 Require all nonkill traps be checked daily or utilize some sort of transmitting device that notifies the hunter when a trap has been tripped. Also, have everyone complete (once) an online training course about ethical trapping and how unethical trapping reduces trapping opportunities for everyone in the long run. Something similar to the Hunter Education class that results in a certification, but it would be Trapper Education.
- 🐾 Require trapper identification tags on traps.
- 🐾 Seems there are too many people and not enough critters to trap within 4 hours of Anchorage, need to go remote or bust.
- 🐾 Tell me how to get more time off work so I can learn to trap.
- 🐾 The refuge in 15A needs a good fire, hare numbers are lower than other parts of the state and there are few moose.

- 🐾 The regulations seem to be written well easy to follow compared to other states. Harvest limits for my area seem to be in line with what is out there. I plan on trapping again but need to find the time.
- 🐾 Want to trap, but finding it hard to invest the time.
- 🐾 Well for starters I trap for extra food so my goal was snaring hares and shooting small game. red fox and the other kills were practice for next year. I don't sell my pelts I make them into things or share them with my native friends. In my option the best thing we can do to improve trapping would to have free classes or classes for a small fee to teach proper sets so less non target animals are taken and to protect habitat for the game that target animals eat. Hare, grouse ext. also take into account that salmon runs and summer populations of other small game affect how our furbearers body conditions at the onset of winter.
- 🐾 While I have not trapped, I want to keep that option for the future.

REGION III

- 🐾 Access to an untrapped area or knowledge of what areas are untrapped is what prevents me from getting out.
- 🐾 ADF&G does good job managing furbearer resources. I primarily trap for exercise and edible small game. Friends did very well this well on lynx and fox due to increased hare numbers.
- 🐾 Do not allow a buffer around Denali National Park as it is already big enough.
- 🐾 Establish a black bear trapping season and trap black bears like any other furbearer.
- 🐾 Extend wolverine season by two weeks to be the same as lynx in units where lynx season ends March 15. I feel wolverine fur maintains good quality longer than lynx fur.
- 🐾 Great Job to trappers, ADF&G, and the BOG in managing our furbearers. I've never seen a place in Alaska where furbearers are overharvested in an unsustainable way.
- 🐾 Have DOT consistently plow more highway pull offs.
- 🐾 Have not had time to trap, would like to try.
- 🐾 Hopefully it will improve this year when I get out on a full time trapline. Just brief trapping last year.
- 🐾 I always buy the hunting/fishing/trapping license because i was told some of the proceeds go to help educate young outdoorsman and i think that is important.

- 🐾 I am pro-trapper, and have purchased licenses, but haven't gotten out to do it. I would like to see traps illegal near populated areas and removed from regular use trails. I understand how regulating this and decided what is "populated" or "regular use" can be very difficult; I don't think I should see traps along trails that are often skied or walked with dogs.
- 🐾 I believe that trap lines need to be listed, mapped and registered so there is no incidental or crossover by trappers and a more concise mapping on available trapping areas...
- 🐾 I buy a trapping license so that I can go with my husband on his trapping trail. I didn't go the last 2 years but may go from time to time.
- 🐾 I called the ADFG office in Fairbanks last week to request information regarding a "trap bait" permit that was posted in my trapping area and very close to my private property and cabin. Despite the negative answer I received, that information is indeed public information, and there was no reason to withhold it. I could easily FOIA it if I wanted to. I would rather that my local ADFG office operates, in the best interest of us all. Otherwise, keep up the good work. I love trapping here.
- 🐾 I enjoy trapping in Alaska I have trapped here since I was little. The only thing that I have trouble with is that I live in a town surrounded by tribal land as a nonnative person, I have to travel twelve miles out of town just to be able to start trapping. Not sure how that can be improved.
- 🐾 I have not had the opportunity to trap since I was a child. I purchase the trapping license in hopes that I will eventually have the time.
- 🐾 I haven't trapped in Alaska, though I hope to one day have the time. I find it very important to the culture and history so I always buy a license. Having details on accessible places that are not being trapped would go a long way in recruiting new trappers. Nobody wants to move in on an old timer and it's hard to know who traps what.
- 🐾 I only had 2 lynx set out the whole season, but did not catch anything.
- 🐾 I only trap a few fox in my backyard here in Fairbanks. The biggest reason is that there are too many people and "territories" that people defend and threaten you with harm. I would love to start taking my kid out, but I don't want her to have a bad experience with a bunch of territorial idiots out there...
- 🐾 I personally think it would be nice if trap lines were registered because it is hard finding places to trap locally. I live remotely and an old trapper kind of circumnavigates a huge line around the lake I live on. Out of respect I only trap my back yard and then drive past his line to trap a couple islands in the Tanana. Due to this trapper not trapping this area every year (letting it rest) 2 other people have moved in between us, which is too much pressure for one area. I went from catching over a dozen marten to catching 3, while I put out more sets. If lines were registered people wouldn't be stepping on each other's toes

and then I think it'd be easier to "buy" lines from retiring trappers, which is something I'd like to do.

- 🐾 I purchase the furbearer license for two purposes . . . 1. the funding helps F&G continue conservation and enforcement. 2. It allows predator calling to be more flexible. Although I haven't been successful at calling, it's an experience to be out in the Alaska outdoors.
- 🐾 I think trap lines should be registered and limited to one trapper per line. Not saying that trappers can't use each other's line to access their own and/or run a spur line off of another but to have someone set a cubby next to yours or a marten pole set next to another trappers is absurd. Some people have no ethics or respect for other trappers and it is discouraging to continually fight for your line. The trapping regulations are vague and a sensitive topic anytime you talk to law enforcement about an issue. I moved to a new area because of these types of issues just to fight another battle in a different area. Theft is also a major issue that I have faced not only amongst trappers but other hunters and recreationalist.
- 🐾 I truly love trapping and I love the freedom here in Alaska. Thanks.
- 🐾 I would like to know of any trapping workshops and/or classes.
- 🐾 I would suggest greatly increasing the license fee (bring it up to \$300 to \$500 range).... I think this may reduce user group conflict. I would also encourage a prohibition of traps within 300 feet of any public roadway and a 1/4 mile restriction from any trailhead or designated skijoring / hiking / snowmachine trail to protect non-trappers pets.
- 🐾 I'm very new to trapping and this is the first year of the past three that I actually laid out a few sets. I do it for more a hobby than a lifestyle or for the money.
- 🐾 I've worked a trap line in the past and as a child, these days I buy a trapping license to help support the good work that ADF&G does across the state. It's unlikely I will work a trap line again, I'm middle aged and rather comfortable with not doing that much work, but I am not opposed to responsible trapping done with consideration for others who also use public lands.
- 🐾 It is getting harder to find places to trap where people are not running on top of you maybe assigning areas would help.
- 🐾 It may be wise to revisit bag limits on lynx. If fur quality within the last two weeks of march some supporting data may be good. If it's just off of fur buyers and general opinion I don't think that is an adequate enough reason. Certainly the supplemental information should be taken into consideration. But if a guy can bring in lynx fur indistinguishable between a couple weeks of the close, and reproduction and breeding isn't a management issue, careful consideration of extending the season another week, or until the end of the month should be addressed. Perhaps just extend it a week each year, until the end of March is reached (as data and fur quality allows). If fur quality really is an issue then keeping it until March 15th may be adequate. Also each area may be

different, so depending on weather and seasons maybe it should only be extended in specific areas with fur quality supporting such decisions. Thanks.

- 🐾 Keep it the way it is.
- 🐾 Keep lynx season open longer. The fur is most prime in late February, March is the best month for Cats the Big Toms are on the move. Proper trapping techniques you will only catch The Toms.
- 🐾 Life is too busy with kids for trapping at this time. Would like to get back into it eventually. Might be a retirement activity.
- 🐾 Look at extending seasons if possible because of mild winters and the late freeze.
- 🐾 Making trapping season lengths and times the same where possible. Such as for lynx, otter and wolverine, it would be helpful if they all started and ended the same dates, as they all can be trapped using similar techniques and with similar traps.
- 🐾 Maybe map out the areas other trappers are currently active in, It is hard to find an area to trap being new to the state.
- 🐾 More alignment of fur-bearer seasons in the region.
- 🐾 More regulations! We are in the Dark Ages when it comes to 'regulating' trapping, especially regarding trap-check frequency, and it's going to bite us in the butt.
- 🐾 Most of my trapping is done as a community protection from predators and scavengers that may enter the community with diseases that could be transmitted to people or pets. Rarely go much more than a few miles from the community.
- 🐾 Move lynx season to December 1st. They are not prime until then.
- 🐾 My trapping is unique, in that I get a trapping permit because I want to support trapping, but I am trapping for a UAF/USFWS lynx study. All of the lynx we trap are released with satellite collars. We do also try to trap some hares for bait, although this year we were not successful, but did not try very hard.
- 🐾 No biggest factor this year was the amount of snow and wind we got. We might have gotten more fur, but with the snow and wind traps etc. become inoperable. Spent most of the time resetting and breaking trail.
- 🐾 Not enough time to trap this year. Hope to try next year.
- 🐾 Not put so much emphasis on trappers not trapping public land. I know some people have been trapping a long time in Alaska but public land is public land and you should never feel like you are trespassing. I do shy trap on public land this year because I didn't want to step on toes but can't stand not having a big trapline because I love it. Alaska does a poor job of promoting trapping too many people think they own the land.

- Place more emphasis on theft of traps/human disturbing sets. Increase penalties for such acts.
- Please require trail marking or set identification. Unethical trapping gives us all a bad name. Marking your sets helps keep people accountable for the way they trap. Also, please do some public service announcements reminding pet owners it is THEIR job to keep their pets leashes.
- Purchase trapping variety license so I can predator call.
- Question 5 is fairly restrictive as yes/no. I don't intend to trap in the near future but don't feel quite ready to say I will never trap again.
- Reduce spring beaver season to eliminate killing mothers full of kits.
- Register line general areas to decrease trapper conflict. If trapper fills out survey the line remains in his/her name for every year following a successful report.
- Remove "submerged traps/snares only" season restrictions for beaver in 20B.
- Snowshoe Hares are exploding in the Brooks Range on their 18-19 year cycle here. The hares are still building to the peak. The brush loaded with snow this winter bending the willow tops down to the hares. The hares were real fat this winter even though real abundant. The last time hares were this abundant was in 2000/2001. Local Lynx have been having good litters of kittens the past two years. I am expecting a large Lynx immigration this next winter from the Yukon. The Snow was dense with 34"-44" standing this winter. Wolves were floating high in the snow pack. Wolves were catching plenty of prey, moose, sheep and caribou ...especially Caribou. I caught a large male wolf in late November that was 112 lb. with moderate fat. A small 67 Lb. 2 year old female in late January was also moderate fat. Fecundity will be very high on wolves this year. With the hare peak there will be very high pup survival this summer/fall. I will expect good wolf trapping next winter and will try to hold the wolves back from the moose. Vole numbers are up this spring after the deep snow winter. Ptarmigan numbers were down this winter in the Central Brooks Range. Ptarmigan migrate to the south slope but even on the divide and north slope edge of the mountains they were not abundant Ptarmigan.
- Somehow trappers need to have a way of keeping others from horning in on their areas, without having to register their lines.
- Start Lynx season later in year after they are prime.
- State and federal subsistence seasons should be aligned.
- The extension of the lynx season until March 15th was beneficial to me this year and I believe it should be maintained as such. At least in the far northern GMU's, the fur still seems to be fine until then.

- 🐾 The Kenai NWR makes it almost impossible to trap unless you are a full time trapper. Loosen the regulations and let people use the resource.
- 🐾 The lynx population has sprung up around here because of the rabbits. I'm just catching them unintentionally. There are lynx tracks right through town; last year, I saw a mom with 6 kits right on the side of the trail. They were just curious.
- 🐾 There seems to be a migration of fisher into the Chena Valley. I did not catch any but saw abundant sign in certain areas. Regulations allowing the harvesting of Fishers in the interior would help report and study the migration.
- 🐾 This survey should let us go back a tab if needed. I read one wrong and figured it out next tab but it would not let me go back and correct previous. I did not shot squirrels on the trap line I caught them in traps. Summer time I shot dozen around the house very prolific last year. Also caught 4 hares in my fox snares.
- 🐾 Will most likely continue buying a trapping license, might get a chance to use it someday.
- 🐾 Would like to see more marten studies. Range, wildfires, weather, population fluctuations etc.
- 🐾 Would like to see more outreach in regard to public education as far as trapping as well as trapper education as far as education to avoid conflict with other users groups as well as with other trappers.
- 🐾 Yes my trapping area was devastated by wildfire in 2008 and again in 2015. Only the main camp survived. As it is on state land and dear to me, is there any way to buy a five acre parcel to keep it for future generations? As the land heals then trapping will continue.
- 🐾 Yes, however most of the ACs and board of game cater to trappers so much there is almost no chance of rule change. Trap tagging with the trappers name or license number may reduce traps left in the field. GPS coordinates for incidental caught animals. A close of season consistent across species. I could go on and on, but like I wrote- almost no chance of change.

REGION IV

- 🐾 Trapping is a tradition I want to pass on to my own children, which grows more difficult with the increasing population growth in the Mat-Su valley. I believe that it is important to make trapping relatively easy when introducing young people to the sport so that they keep interest. I would like to see more opportunities for youth trapping near the populated areas including leash laws being regulated on trailheads and possibly opening trapping back up in Chugach State Park.
- 🐾 A big thanks to Palmer ADF&G biologists. You guys are great.

- 🐾 Clarify some of the trapping rules in the regulations. They are fairly vague.
- 🐾 Did not participate with trapping, again, due to mechanical problems and did have a fair winter with ice and snow...
- 🐾 Establish trapping Management areas in less rural areas minimize conflict between trapping activities and other outdoor recreational users. This area would require a trapper's education course, trap tags, and trap type restrictions to limit lethal pet/trap incidents but still provide trapping opportunities to trappers. The areas would be drawn based on human population densities and managed similar to current game management areas in populated areas. As development in South Central Alaska continues to grow, establishing trapping management areas would safeguard trapping opportunities for young trappers and those who cannot travel to remote areas, while minimizing conflict with other outdoor recreationalists.
- 🐾 Extend the trapping for all fur bearers in unit 13 through March.
- 🐾 Extend the wolverine season to match the lynx season. The 50/50 chance of catching a wolverine in a lynx set, prevented me from putting out my lynx sets this year. This was my and my kids' first trapping season, which we got a late start due to winter cow Moose hunting in Unit 14A.
- 🐾 Genesis 9:3 Every moving thing that lives shall be food for you. Joke: Why did the river otter cross the creek? To get to the other slide.
- 🐾 Have season start December 1 and end March 10.
- 🐾 I believe all in all we have a very good trapping program here in Alaska, i intend on getting out hopefully work permitting this fall and winter.
- 🐾 I didn't trap due to weather conditions. But I would like to go trapping again, maybe next year.
- 🐾 I don't trap I am a predator hunter when I can. I just get a trapping license to have more and better opportunity when hunting. Didn't get out to predator hunt last year.
- 🐾 I enjoy trapping but was not able to this past year because I had a work detail in Anchorage part of the time and sustained an injury that kept me out of the field the rest of the time. I have no suggestions at this time for ADF&G regarding trapping other than please do not make it more restrictive. Overall, regulations seem to be adequate, in part because there are so few people trapping and in part because Alaska is still largely rural and relatively wild. That's why I live here. Thanks!
- 🐾 I feel it's becoming harder and harder to trap as more and more people move into the area for recreational reasons.
- 🐾 I grew up trapping in Minnesota, I am now semi-retired and hope to start trapping again.

- 🐾 I have set a trap of two for a day or two. And did not count that as a year of trapping. I do own traps and snares and plan to set a line or two.
- 🐾 I only am the adult sitter of an 83 year old man that traps, but gets a license to insure legality and have no problem donating that portion of the license to ADF&G.
- 🐾 I planned on attempting to trap this winter, but did not get the chance to get out and learn. This will change in the future I hope. I'll get back to you next year on suggestions, if any.
- 🐾 I purchase a sportsman license to support all programs. I may or may not ever actually participate in trapping but wish to support those who do by purchasing the permit. Who knows maybe one day someone will invite me to go trapping and teach me.
- 🐾 I purchase the license due to having a friend who traps, and I may go with him on occasion.
- 🐾 I really enjoy trapping with my family and would like to continue for many years to come. I would like to see trapping regulated a little bit closer so there are animals for future generations to continue trapping. Thank you the questionnaire is a huge step in the right direction.
- 🐾 I shot fur bearing animal that I am allowed to shoot with a trapping license.
- 🐾 I think overall, everything works pretty well.....my only complaint is thieves.....my biggest problem is not having thieves steal my hard work.....thanks.
- 🐾 i think you guys do a great job. Charging a tag for wolverine for non-residents wasn't the right thing to do. On top of that there were no locking tags prepared? What happened there? That needs to be gotten rid of.
- 🐾 I was unable to hunt or trap, I had a baby at the end of March instead.
- 🐾 Keep it feasible.
- 🐾 Keep season open longer.
- 🐾 Keep the license affordable as they are now.
- 🐾 Keep up the good work!
- 🐾 Make trap markings and signs visible.
- 🐾 More trapper education and adequate.
- 🐾 My data is limited as this was an intro year for my son and me trapping in Alaska. We focused on muskrat and tried our hand, unsuccessfully, with a few fox sets and mink sets.

- 🐾 My response may skew your survey. I was only trapping to rid a problem beaver on my property. I did not run a typical trapline.
- 🐾 N/A snow came late decreased trapping effort, church holidays played role also, when snow came mostly did riding snapped traps early, only set out 10 marten traps, 1 bait station on wolf- because left traps, wolf snares in slough last year- this year could not get to them.. big mistake..
- 🐾 Not at this time, it was great to get out and enjoy trapping with my daughter.
- 🐾 Open muskrat, river otter, and mink at the same time as beaver in 16A, whether that means opening beaver later, or muskrat/river otter/mink earlier.
- 🐾 Please don't change any seasons or reduce limits in 16B. Still plenty of wolves in my area. Far too many bears still. I observed no new (<1yr old) calves with cows this winter out of over a dozen different cows observed between Kichatna and Johnson. A few moose kills observed this winter in the timber where the air plane hunting is limited. 2 known packs of 5-12 animals circulate through my line between Kichatna and the Shell Hills and between Johnson and Kichatna R.
- 🐾 PLEASE extend wolverine to Feb 28th!!!!
- 🐾 Possibly start delaying the beginning of trapping season due to the unseasonably warmer weather being experienced in Southcentral Alaska during November and possibly extending it into February in unit 16A for some species like Marten and such. Warm weather is keeping streams, lakes and rivers open later into the year causing delayed starts to the trapping season.
- 🐾 Same deal as last year....every available trail (seismic line) is "claimed" by someone if within ten miles of the Glenn Hwy. Makes it pretty tough if you don't want confrontations. The same old "my trapline" Alaska mentality makes it tough to even find a place to set traps. It's such B.S. These guys had no more to do with establishing that seismic line than anybody else but it is "theirs." The State troopers will defend them also. Year after year I drive by miles of trail that I don't dare trap...and a trap or two every mile hangs there unused. It's a joke. Very few places I have seen have trails that were actually "cut" by guys. And those areas make sense...I wouldn't use them. All the other places seem like they should be fair game for everyone. You know these guys are only coming out when the prices get higher. Same thing with the creeks...if you cut your own line in you'll get a note in a ziplock bag saying "this is my creek." Well where does that stop? You would really have to spend a ton of time out there to get any fur....and all I ever want to do is set a few traps.
- 🐾 Seems good the way it is.
- 🐾 Start killing more wolves their killing too many moose.

- There is an abundance of wolverine in 13E and a very few number of trappers who I've met and talked with in the area that exclusively target wolverine. The short season of 11/10-1/31 makes it difficult to run and maintain a successful line as the typical weather conditions typically make long travel on the tundra difficult prior to 12/15. I would like to see the wolverine season in 13E extended until 2/28 as it is in neighboring GMUs.
- Trapped Arctic Ground Squirrels, any previous questions did not pertain to Arctic Ground Squirrels.
- Trapping regulations in Unalaska/Dutch Harbor are almost non-existent. While there are not very many people that do trap, the community would greatly appreciate and needs some trapper education. This should include how to set a trap, where and when to set traps, appropriate intervals for checking traps, and proper care of trapped animals (the target here being fox). This could greatly reduce the number of injured animals that have pulled out of traps or are running around town with traps on their legs.
- Weather was too warm so much I didn't try to trap. I was too busy with other things too but the warm weather and frequent freeze thaw is what caused me to give up this year.
- Would like to simply make shooting beaver as a method of take state wide and do away with all the different regulations concerning the ability to harvest them with a firearm. I think this would avoid a lot of confusion and take a lot of annual proposals off the shoulders of the BOG.
- Yes this survey is way too long. You only need to ask if you noticed any types of bugs on any species trapped.
- Yes. Do not start lynx season till December 1st. They are not really prime in November.

REGION V

- A way to enforce tampering and stealing of traps.
- Aerial wolf hunting should be opened in unit 18 to help increase the Mulchatna caribou population.
- Allow wings of grouse/waterfowl to be used. This is natural lure. Not having it encourages more trash to be brought in.
- Can you tell Mother Nature we want our real winters back?
- Help promote the use of wild caught fur.
- I bought the license including trapping because it is less expensive. This winter I intend to learn how to trap from a friend and will utilize my license.
- I trap intermittently as a participant in subsistence activities in the Yupik village where I am a teacher.

- 🐾 Keep up the good work.
- 🐾 Open a regulated sea otter harvest.
- 🐾 The Number of Red Fox in the area that was taken by other trappers in the area was very large. I was not really working my line hard and often closed down some of the snares. I did however snare several per week the first month or so in the season. Towards the end of the season I did not catch any Red Fox while the snares where set for over a month. So in the beginning of the season there was fox everywhere and fox sign everywhere but towards the end of the season there was very little sign in the area.
- 🐾 There are lots of beavers in our area but they have thinned out in my trapping area. Wolverine population seems down. In my area fox population is way down! All fur that I received were healthy and in good shape. ptarmigan population is way down!!
- 🐾 Trap and game theft is common. Wildlife Alaska State Troopers are very often ignorant of trapping methods, best practices, and the laws that protect trappers. Trapping could improve, over all, if Wildlife Troopers were better educated and cared to protect trappers when theft occurs. When my wolves and my Alaskan #9s are stolen from my trap line, the trooper (Trooper Forst) was completely unprepared to assist me or investigate.
- 🐾 Trapper education and ethics courses out in Rural Alaska and to educate the general public on the history and reasons why we trap.
- 🐾 Was unable to trap this season.



Photo provided by Jonathan Zeppa

Author's Note

I cannot thank ADF&G Information Services and our Division of Wildlife Conservation lead webmaster enough for their efforts and assistance in perfecting the online version of the questionnaire, scanning and compiling data, and running some of the analyses for this 2017 report. Finally, I cannot conclude this report without crediting my predecessor as the questionnaire coordinator, Brynn Parr, for everything she accomplished prior to my writing of this report.

I would also like to extend my thanks to everyone responding to the questionnaire, either via online or paper responses. While our response rate was up this year due to the lower number of invitations sent out, we had fewer total responses than during the 2016 trapping season. I hope we can continue to improve the questionnaire in a way that will lead to an increased response rate and more valuable information to those utilizing this report. For many of the species involved in this report, you are our primary source of knowledge. We use your responses to determine what is happening with the furbearers to better manage those populations for future generations to enjoy. Please continue to respond to the questionnaire in the future and encourage others to do the same. If you know of anyone wanting to receive future questionnaires, please have them contact me by phone or email (see below).

Lastly, I want to extend a special thanks to the trappers who provided pictures. It's important to document your efforts, especially to help pass along proper techniques to the next generation of trappers in Alaska, and I greatly appreciate your willingness to share those experiences with me and with other trappers.

Thank you and good luck this coming season!

Timothy J. Spivey
ADF&G Trapper Questionnaire Coordinator
P.O. Box 115526
Juneau, AK 99811-5526
(907) 465-4148
dfg.dwc.permits@alaska.gov



Photo by Patrick Jones

