

**Alaska Department of Fish and Game  
Division of Wildlife Conservation**

**Statewide Annual Report  
1 July 2006 – 30 June 2007**

# **TRAPPER QUESTIONNAIRE**



Photo by ADF&G

**December 2010**

# **State of Alaska**

**Sarah Palin, Governor**

## **Department of Fish and Game**

**Denby S. Lloyd, Commissioner**

### **Division of Wildlife Conservation**

**Doug Larsen, Director**

Persons intending to cite this material should receive permission from the author(s) and/or the Alaska Department of Fish and Game. Because most reports deal with preliminary results of continuing studies, conclusions are tentative and should be identified as such. Please give authors credit. Free copies of this report and other Division of Wildlife Conservation publications are available to the public. Please direct requests to our publications specialist:

**Patti Harper**  
**Publications Specialist**  
**ADF&G, Wildlife Conservation**  
**P.O. Box 115526**  
**Juneau, AK 99811-5526**  
**(907) 465-4190**  
**Email: [patricia.harper@alaska.gov](mailto:patricia.harper@alaska.gov)**

The Alaska Department of Fish and Game (ADF&G) administers all programs and activities free from discrimination based on race, color, national origin, age, sex, religion, marital status, pregnancy, parenthood, or disability. The department administers all programs and activities in compliance with Title VI of the Civil Rights Act of 1964, Section 504 of the Rehabilitation Act of 1973, Title II of the Americans with Disabilities Act of 1990, the Age Discrimination Act of 1975, and Title IX of the Education Amendments of 1972.

If you believe you have been discriminated against in any program, activity, or facility please write:

- ◆ ADF&G ADA Coordinator, PO Box 115526, Juneau, AK 99811-5526.

The department's ADA Coordinator can be reached via phone at the following numbers: (VOICE) 907-465-6077, (Statewide Telecommunication Device for the Deaf) 1-800-478-3648, (Juneau TDD) 907-465-3646, or (FAX) 907-465-6078.

- ◆ US Fish and Wildlife Service, 4040 N Fairfax Drive, Suite 300 Webb, Arlington, VA 22203, or;
- ◆ Office of Equal Opportunity, US Department of the Interior, Washington DC 20240

For information on alternative formats and questions on this publication, please contact the following:

- ◆ Publications Specialist, ADF&G/Division of Wildlife Conservation, PO Box 115526, Juneau, AK 99811-5526, or call 907-465-4176.

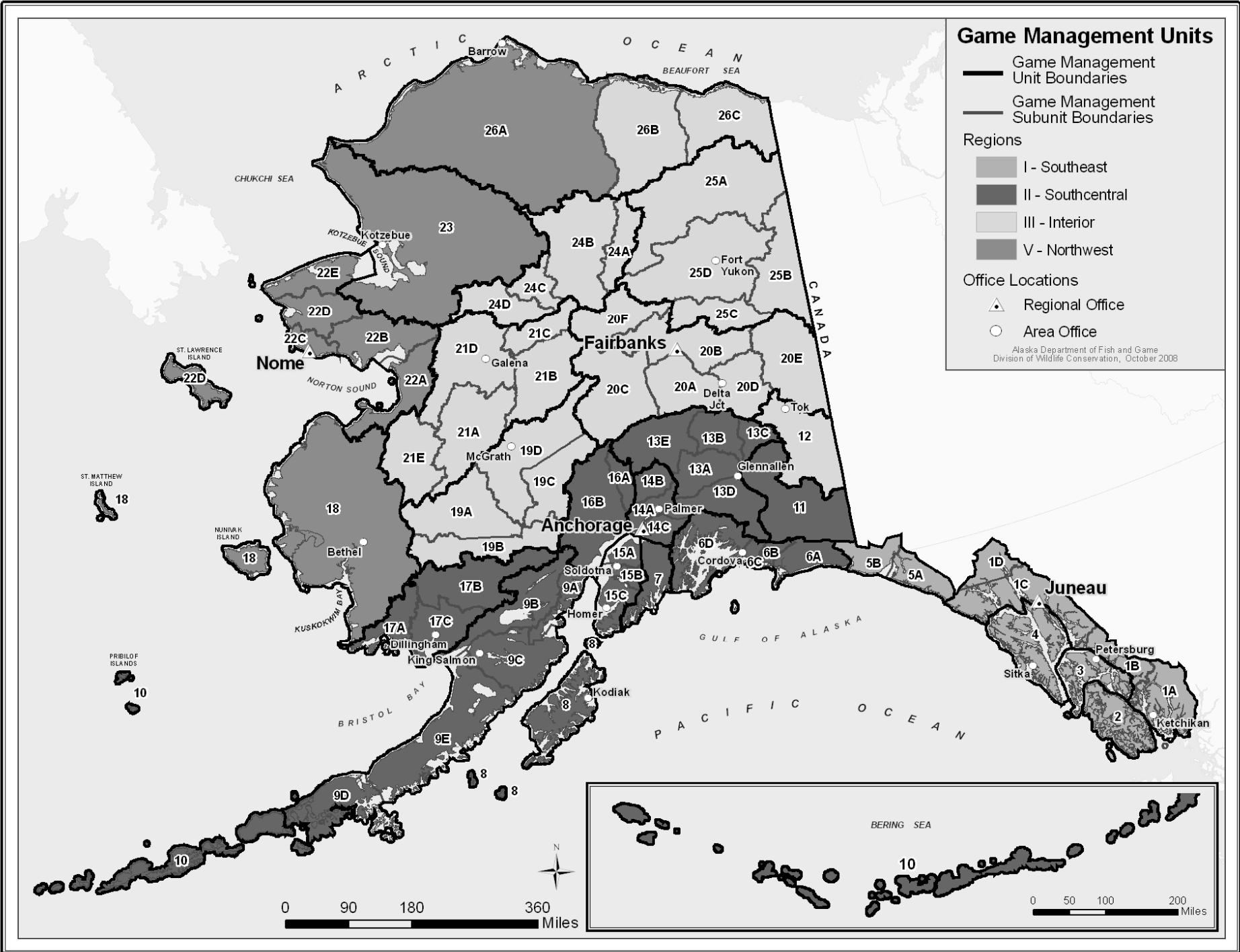
# **Code of Ethics**

## **A Trapper's Responsibility**

1. Respect other trapper's "grounds" — particularly brushed, maintained traplines with a history of use.
2. Check traps regularly.
3. Promote trapping methods that will reduce the possibility of catching non-target animals.
4. Obtain landowner's permission before trapping on private property.
5. Know and use proper releasing and killing methods.
6. Develop set location methods to prevent losses.
7. Trap in the most humane way possible.
8. Properly dispose of animal carcasses.
9. Concentrate trapping in areas where animals are overabundant for the supporting habitat.
10. Promptly report the presence of diseased animals to wildlife authorities.
11. Assist landowners who are having problems with predators and other furbearers that have become a nuisance.
12. Support and help train new trappers in trapping ethics, methods and means, conservation, fur handling and marketing.
13. Obey all trapping regulations, and support strict enforcement by reporting violations.
14. Support and promote sound furbearer management.

This code of ethics is reprinted from the Alaska Trappers Manual. The manual was created through a joint effort between the Alaska Department of Fish and Game and the Alaska Trappers Association. The manual is available in Alaska book stores and from the Alaska Trappers Association for approximately \$20.00.

# Alaska's Regions and Game Management Units



# CONTENTS

|   |    |
|---|----|
| <b>INTRODUCTION</b> .....   | 1  |
| <b>A PROFILE OF TRAPPING IN ALASKA IN 2006–07</b> .....                                 | 2  |
| <b>Trapper Information</b> .....  | 2  |
| Did you trap?.....  | 2  |
| If you did not trap during 2006-07, why not? .....                                      | 2  |
| What is your age?.....  | 3  |
| Did you trap with a partner or family member(s)? .....                                  | 4  |
| Did you have a young person (under age 16) with you on your trapline this year? .....   | 5  |
| How much trapping experience do you have and how long have you trapped in Alaska? ..... | 5  |
| <b>Trapline Information</b> .....   | 6  |
| How many years have you been trapping in the same area? .....                           | 6  |
| How long was your main trapline? .....  | 6  |
| How many sets did you make on your trapline?.....                                       | 7  |
| How many days per week did you trap? .....  | 7  |
| How many weeks did you trap?.....   | 8  |
| What were the trapping conditions like on your trapline? .....                          | 9  |
| What mode of transportation did you use to get to your main trapping area?.....         | 10 |
| What mode of transportation did you use to run your main trapline? .....                | 12 |
| <b>Trapping Effort</b> .....  | 14 |
| Did you change your trapping effort this season? .....                                  | 14 |
| What factors affected your trapping effort?.....  | 14 |
| How did you change your trapping effort this season?.....                               | 15 |
| Did increasing your trapping effort result in a higher catch? .....                     | 15 |
| <b>Target Species and Disposition of Furs</b> .....                                     | 16 |
| What was the most important species you were trying to catch? .....                     | 16 |
| Did you keep or sell most of your furs?.....  | 17 |
| Did you sell to a fur buyer in Alaska or outside of Alaska? .....                       | 17 |
| <b>HARVEST METHODS</b> .....  | 18 |
| <b>SPECIES RELATIVE ABUNDANCE AND TREND</b> .....                                       | 30 |
| <b>FURBEARER HARVEST REPORT</b> .....   | 36 |
| <b>FURBEARER SEALING RECORDS SUMMARY</b> .....  | 38 |
| <b>WOLF HARVEST METHODS</b> .....   | 39 |
| <b>FUR ACQUISITION AND EXPORT</b> .....   | 40 |
| <b>COMMERCIAL TRANSACTIONS INVOLVING FURS</b> .....                                     | 41 |
| Average Prices Paid for Raw Furs .....  | 41 |
| Fur Value .....   | 41 |
| <b>FUR SEALING REQUIREMENTS</b> .....   | 42 |

|  |    |
|--|----|
| <b>AREABILOGIST AND GAME MANAGEMENT UNITS</b> .....          | 43 |
| <b>REGIONAL BIOLOGIST REPORTS</b> .....                      | 44 |
| Southeast Region .....                                       | 44 |
| Southcentral & Southwest Region .....                        | 45 |
| Interior Region .....  | 46 |
| Arctic & Western Region—Western North Slope (Unit 26A) ..... | 49 |
| <b>AREA MANAGEMENT BIOLOGIST QUESTIONS</b> .....             | 51 |
| Southeast (Region 1) .....                                   | 51 |
| Glennallen .....   | 51 |
| Fairbanks .....  | 51 |
| Fort Yukon .....   | 52 |
| Galena .....   | 52 |
| McGrath .....  | 52 |
| Tok .....  | 53 |
| Bethel .....   | 53 |
| <b>TRAPPER COMMENTS</b> .....                                | 54 |
| What factors affected your trapping effort? .....            | 54 |
| Do you have any comments for ADF&G? .....                    | 65 |
| <b>AUTHOR’S NOTE</b> .....                                   | 74 |

# ALASKA TRAPPER REPORT

2006–07

## INTRODUCTION

The 2006–07 Trapper Report contains information provided by Alaska trappers through the annual Trapper Questionnaire. On the following pages you'll find out how other Alaskans ran their traplines, what their primary target species were, how much effort they put into catching fur, how abundant furbearer and prey species were on their traplines, and how many furbearers they trapped. You'll also find summaries of Alaska Department of Fish & Game (ADF&G) fur sealing, acquisition, and raw fur export records, reports from ADF&G furbearer biologists, and comments from trappers.

This year we've made some changes to the Trapper Report. The biggest change is that we are now separating Southwestern and Southcentral trappers when reporting regional results. Trappers in rural Southwestern Alaska, where the road system is limited and human population density is low, face different trapping conditions and pressures than their counterparts in Southcentral and we want to capture those differences in this report. In addition, we are using some box plots to show the variability in responses within a region rather than simply reporting the average (see "How to read a box plot" on page 3).

ADF&G recently published a brochure for trappers on breakaway wolf snares. This brochure is the culmination of years of research and testing by ADF&G biologist Craig Gardner, in cooperation with private trappers and other ADF&G staff. The brochure includes photos, descriptions, and design specifications for Craig's 2-part system, as well as field test results documenting its effectiveness at snaring wolves and releasing moose. We are pleased to be providing a complimentary copy of this brochure to all trappers who completed the 2006-07 Trapper Questionnaire.

As always, we strive to maintain strict confidentiality and names of individuals and references to specific traplines are not included. We hope you find this report informative and welcome your suggestions for improvement.

Karen Blejwas  
Trapper Questionnaire Coordinator

# A PROFILE OF TRAPPING IN ALASKA

## Trapper Information

### Did you trap?

This year 2402 questionnaires were mailed throughout the state and 708 were returned for an overall response rate of 29%. Response rates were highest for Southcentral and Southwest trappers and lowest for Arctic & Western trappers. Statewide, 75% of respondents trapped during the 2006–07 season. Of those that did not trap this year, 81% had last trapped during the previous two years.

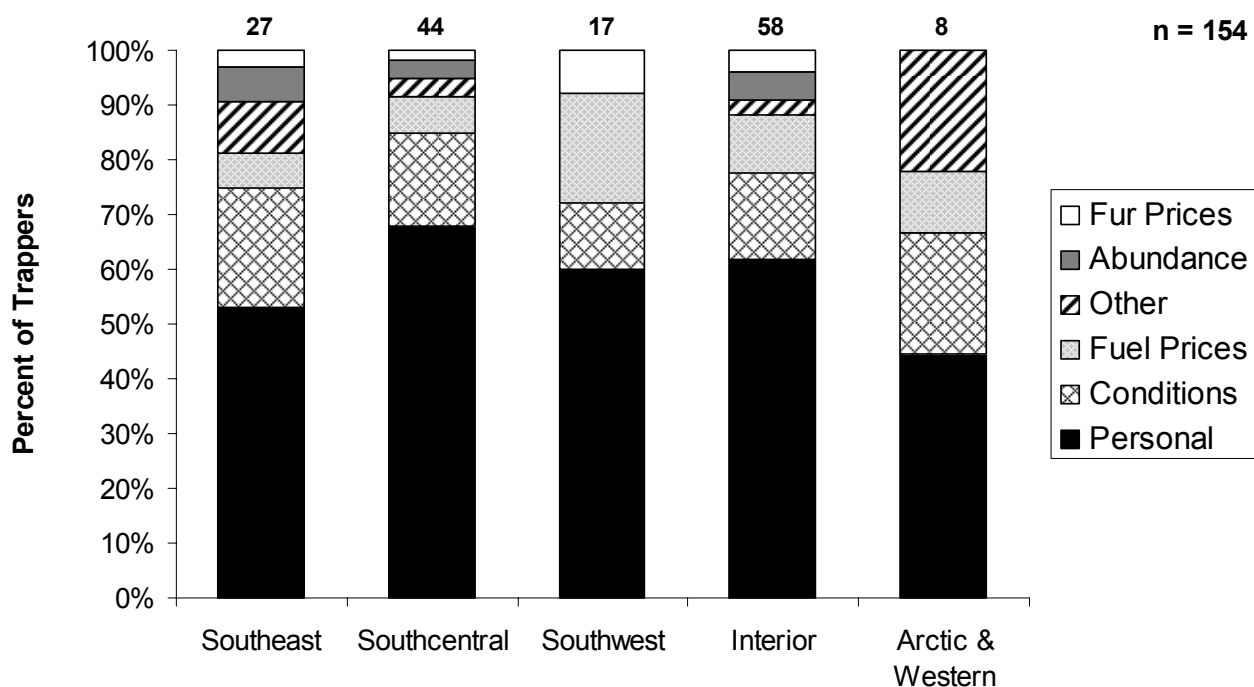
**Response to 2006–07 Trapper Questionnaire**

| Region           | Trapped    | Did Not Trap | No Response | Total       |
|------------------|------------|--------------|-------------|-------------|
| Southeast        | 81         | 28           | 265         | 374         |
| Southcentral     | 164        | 46           | 365         | 575         |
| Southwest        | 52         | 17           | 141         | 210         |
| Interior         | 191        | 62           | 675         | 928         |
| Arctic & Western | 44         | 23           | 248         | 315         |
| <b>Total</b>     | <b>532</b> | <b>176</b>   | <b>1694</b> | <b>2402</b> |

### If you did not trap during 2006-07, why not?

Statewide, 80% of trappers cited personal reasons (poor health, no time, conflicts with jobs or school) for not trapping during the 2006-07 season. Snow and weather conditions and fuel prices were a distant second and third, with 22% and 13% of trappers citing those reasons for why they didn't trap.

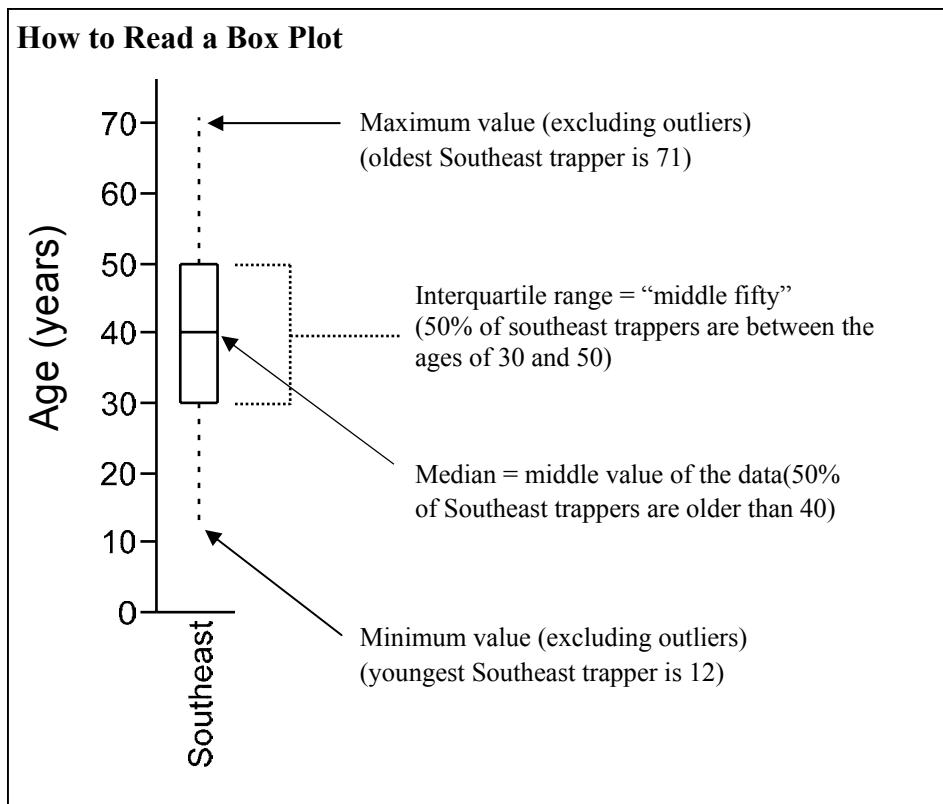
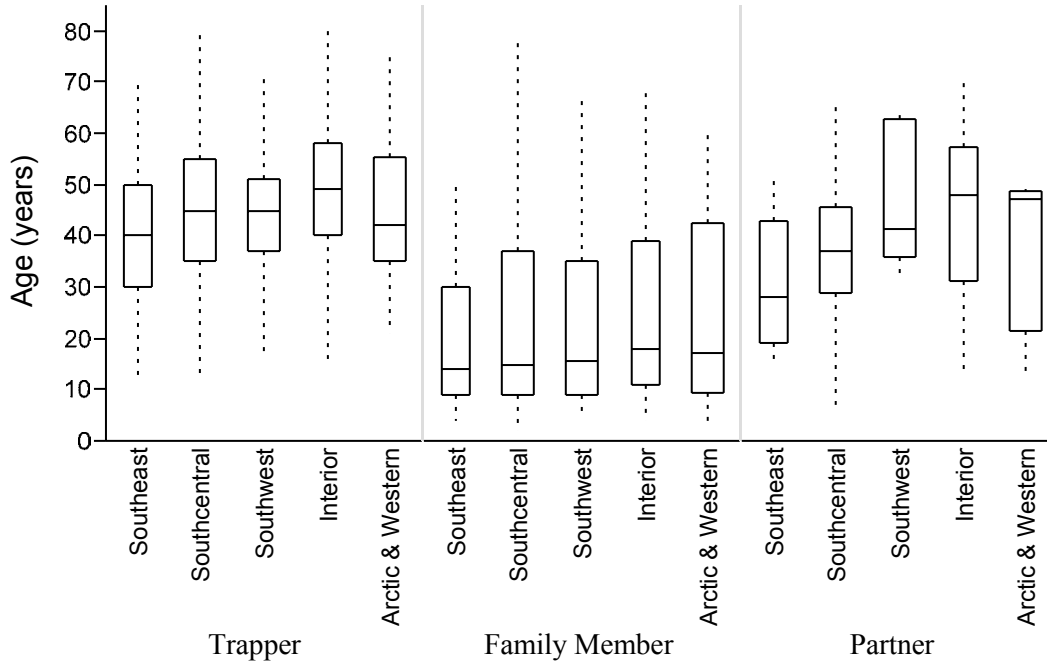
Responses were similar among regions, with fuel prices playing a larger role for Southwest trappers than in other regions. The number of trappers in each region who responded is given above each bar.





## What is your age?

The average age of the 663 trappers who answered this question dropped slightly this year, from 47.1 to 45.4 years old. Children as young as 2 years old accompanied their parents on a trapline and the median age of family members who trapped was 16 years. Partner ages varied among regions, but partners were generally younger than respondents. The youngest trapper to return a survey was 12 and the oldest was 87. Median ages of all classes of trappers were lowest in Southeast and highest in the Interior.



## Did you trap with a partner or family member(s)?

Statewide, 42% of trappers trapped alone, 24% trapped with family members, 18% trapped with a partner, and the remaining 15% occasionally took someone with them. There were pronounced regional differences, with slightly over half of Interior and Arctic & Western trappers reporting they trapped alone compared to approximately one third of trappers in Southeast and Southcentral Alaska. Only 13% of trappers in Arctic & Western Alaska trapped with family members versus 20%-30% in other regions. The number of trappers in each region who responded is given above each bar.

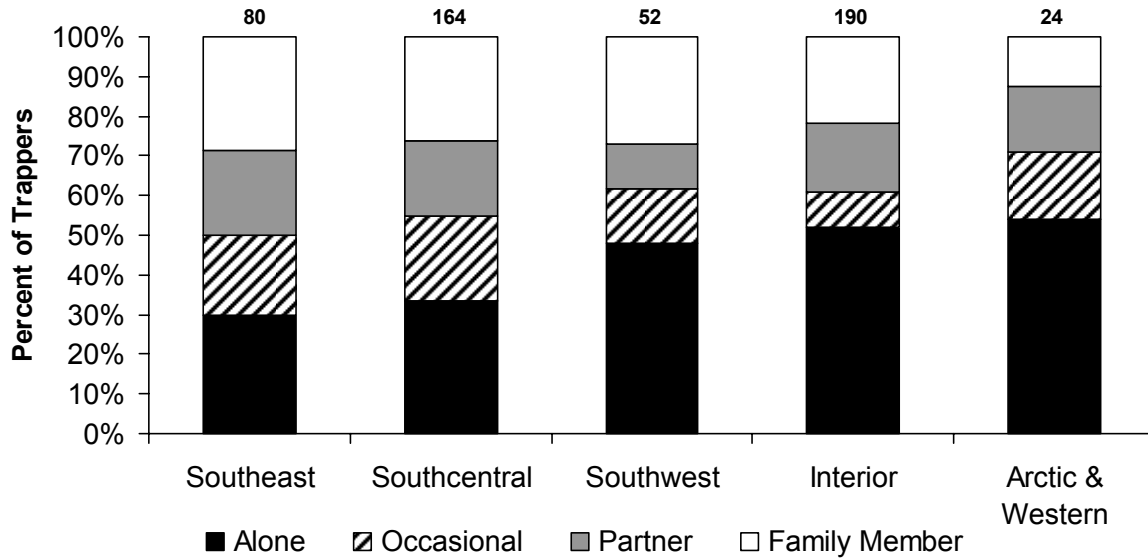
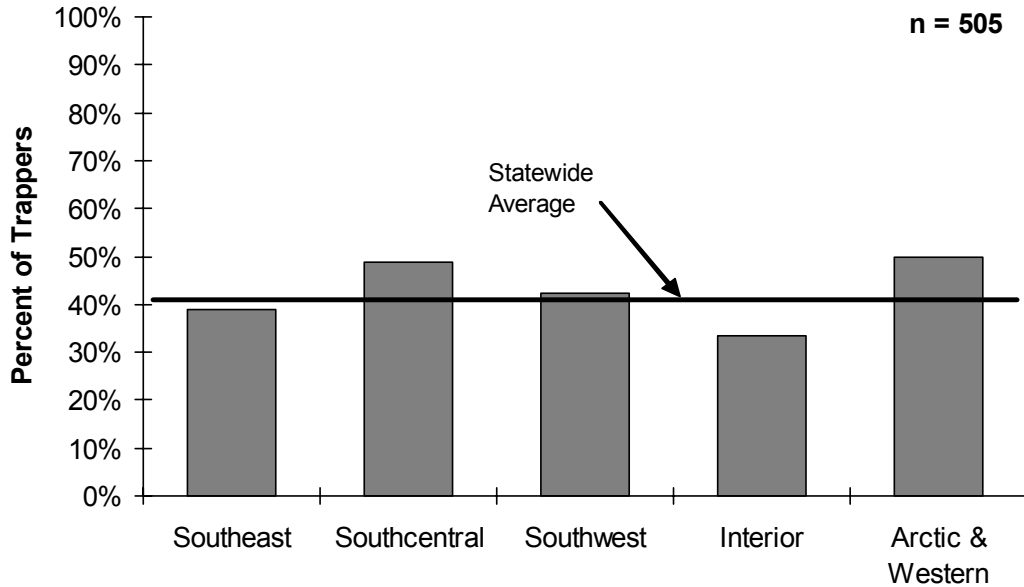


Photo by Glen Alsworth Jr.

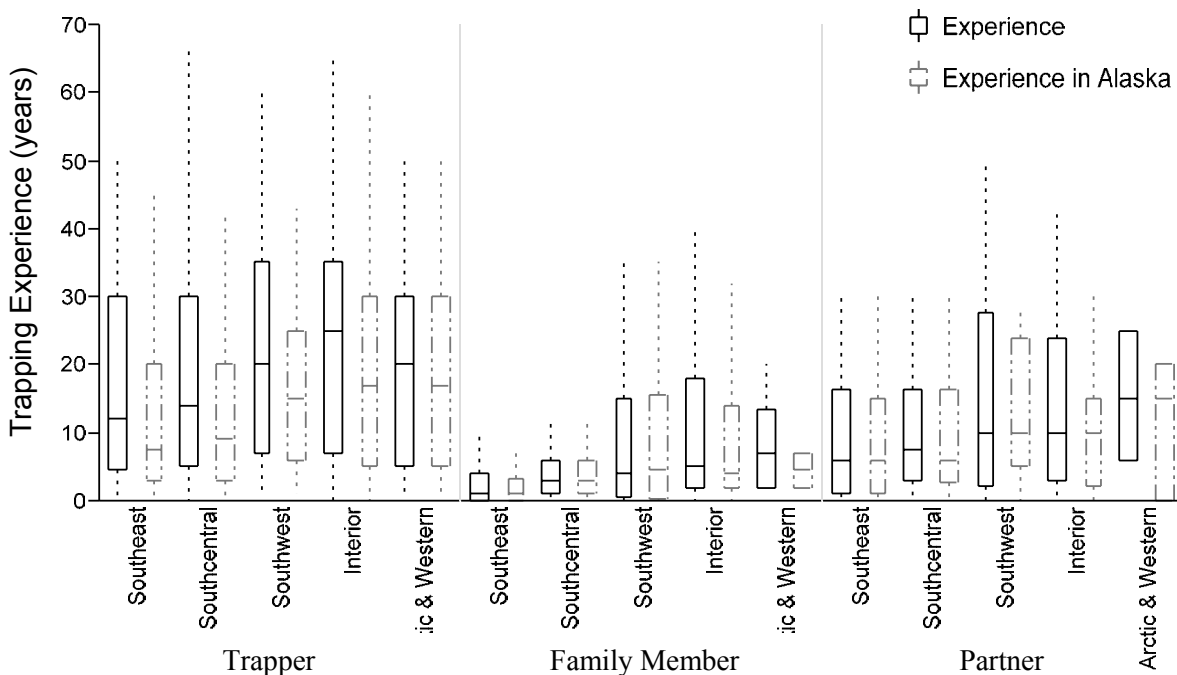
## Did you take a young person (under 16) with you on your trapline this year?

Trappers continue to pass their knowledge down to the next generation by taking young people out with them on their trapline. During the 2006-07 trapping season, 41% of trappers statewide were accompanied by a young person, down from 48% last year. As shown by the graph below, 48% of Arctic & Western and Southcentral trappers took a young person along on their trapline vs. only 34% of Interior trappers.



## How much trapping experience do you have and how long have you trapped in Alaska?

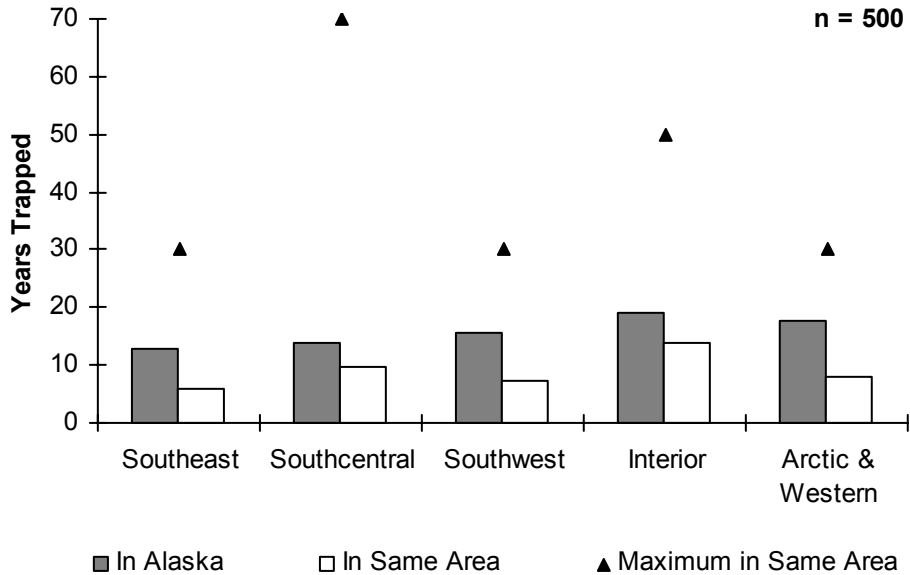
Half of Interior trappers have trapped for 25 years or more, twice as long as Southeast and Southcentral trappers. Family members and partners have less trapping experience than respondents, with those in Southeast and Southcentral being less experienced than in other regions. Total number of years trapped was higher than number of years trapped in Alaska for respondents, but was similar for family members and partners..



# Trapline Information

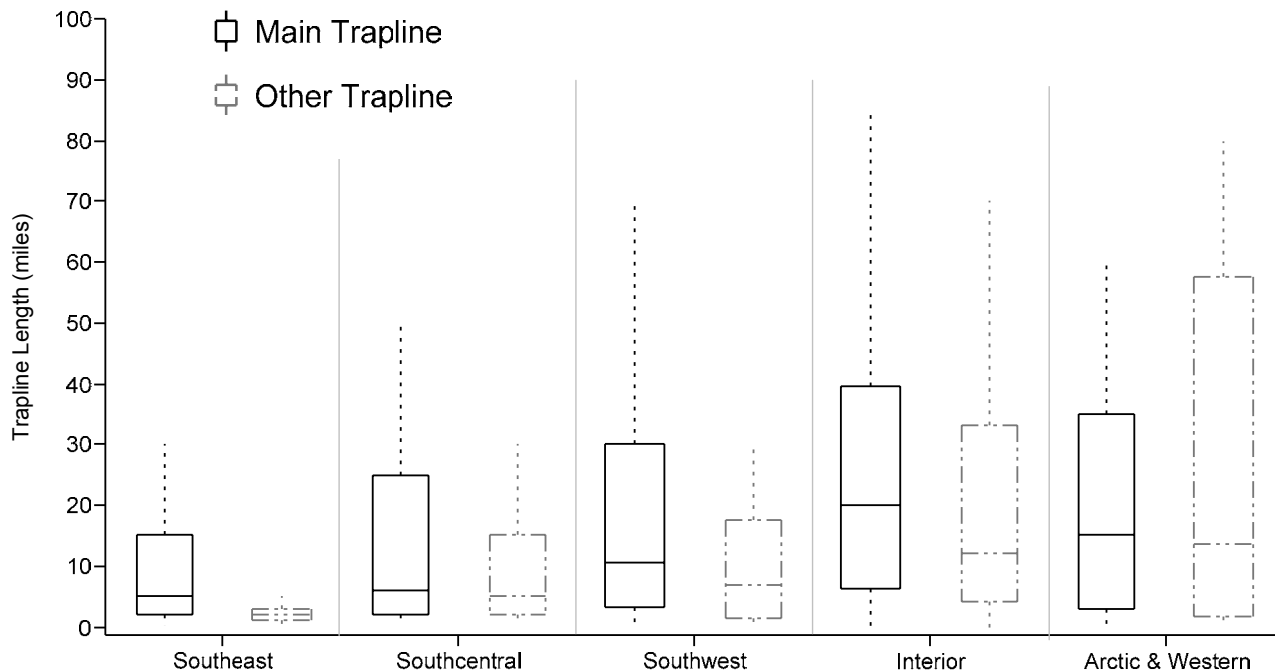
## How many years have you been trapping in the same area?

On average, Interior trappers have spent the longest time trapping in Alaska (20 years) and the longest time trapping in the same area (14 years). Southwest and Arctic & Western trappers have been trapping in the same area for only half as long (7 years). A Southcentral trapper holds the record for trapping the longest in the same area (70 years).



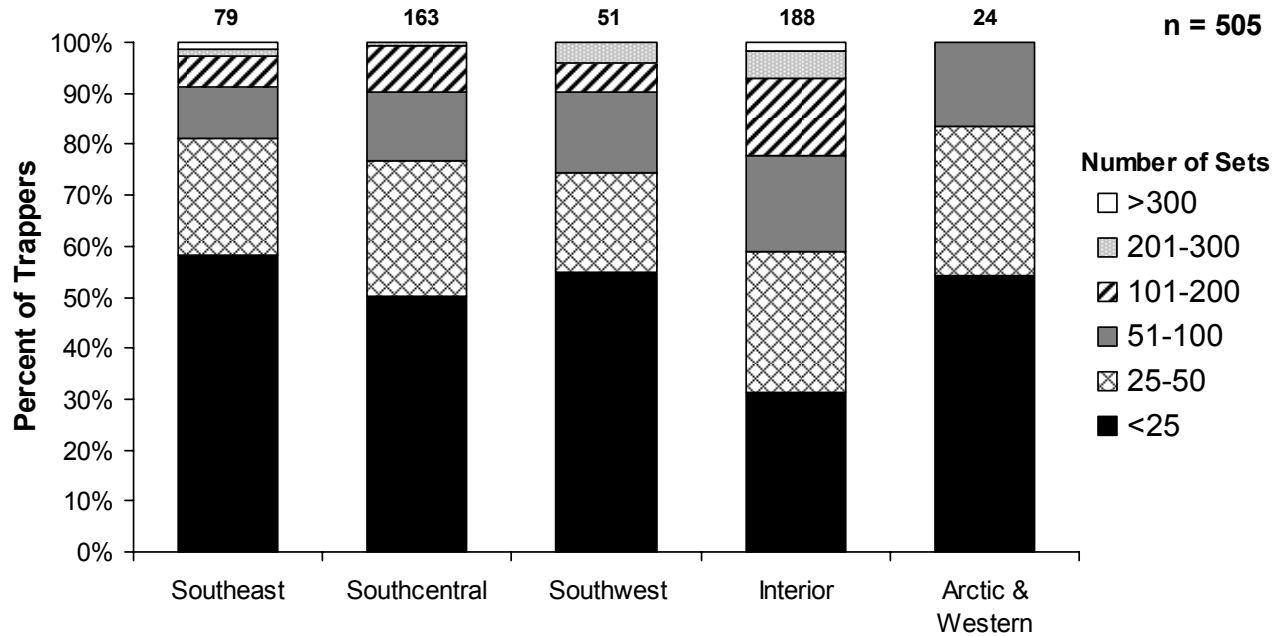
## How long was your main trapline?

The statewide average trapline length was 23.1 miles, down from 31.5 miles last year. Trapline lengths were longest and most variable in the Interior and Arctic & Western regions and shortest in Southeast and Southcentral. The longest trapline (250 miles) was found in Southwest. Out of 498 trappers who answered this question, 184 (37%) reported setting other lines; the median length of those other traplines was only slightly shorter than that of the main traplines in most regions.



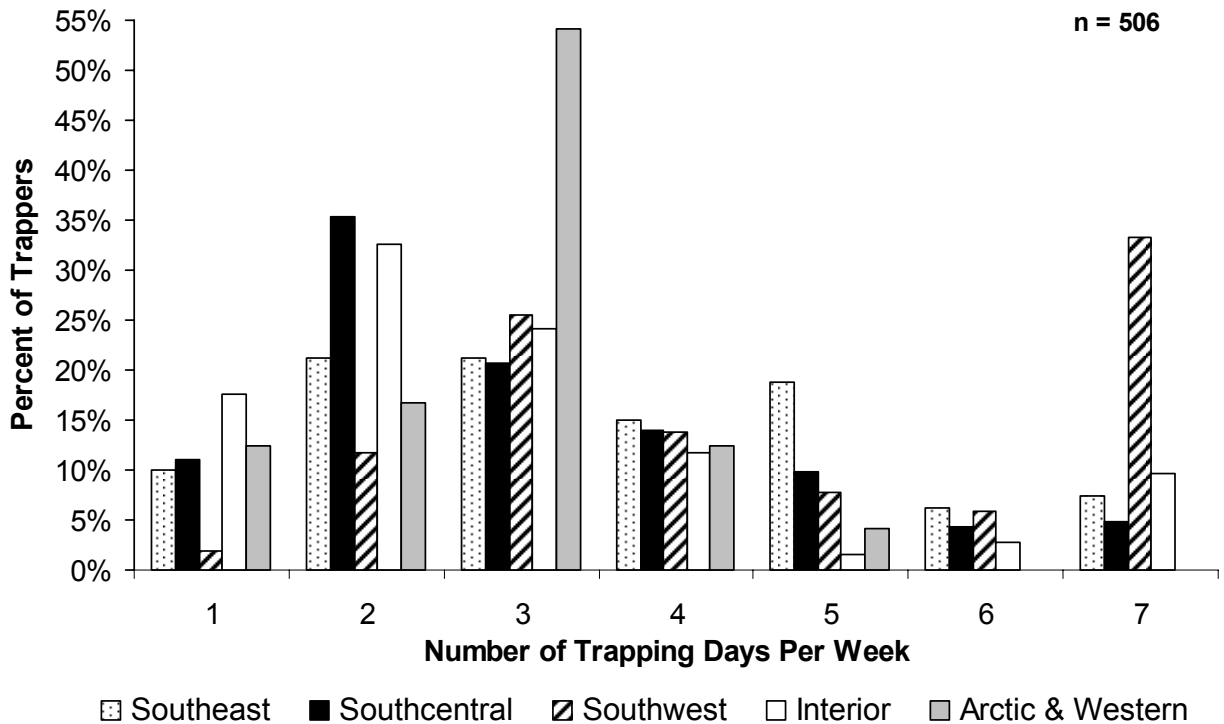
## How many sets did you make on your trapline?

More than 3/4 of trappers in every region except the Interior made  $\leq 50$  sets on their traplines. Trappers in the Interior made the most sets, with 20% of trappers making between 100 and 300 sets and 2% making  $>300$  sets. Overall, Arctic & Western trappers made the fewest sets, with 100% of trappers making  $\leq 100$  sets on their trapline. The number of trappers in each region who responded is given above each bar.



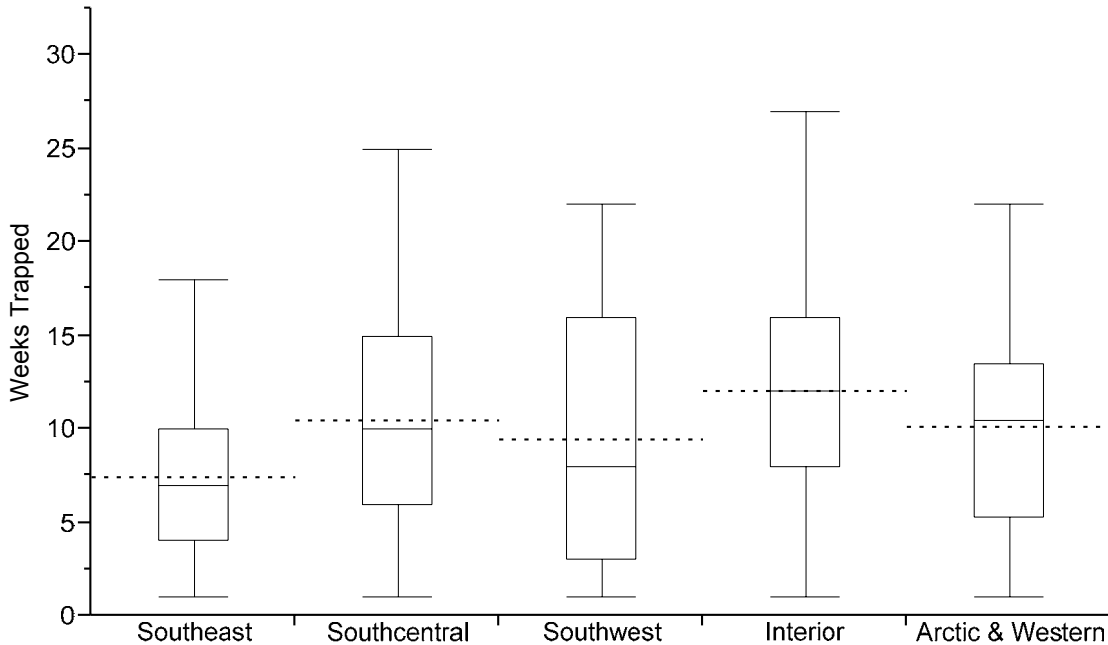
## How many days per week did you trap?

Statewide, more than half (53%) of all trappers conducted their trapping activities 2 or 3 days per week. In Southwest Alaska, one-third (33%) of trappers trapped every day, compared to less than 10% of trappers in other regions.



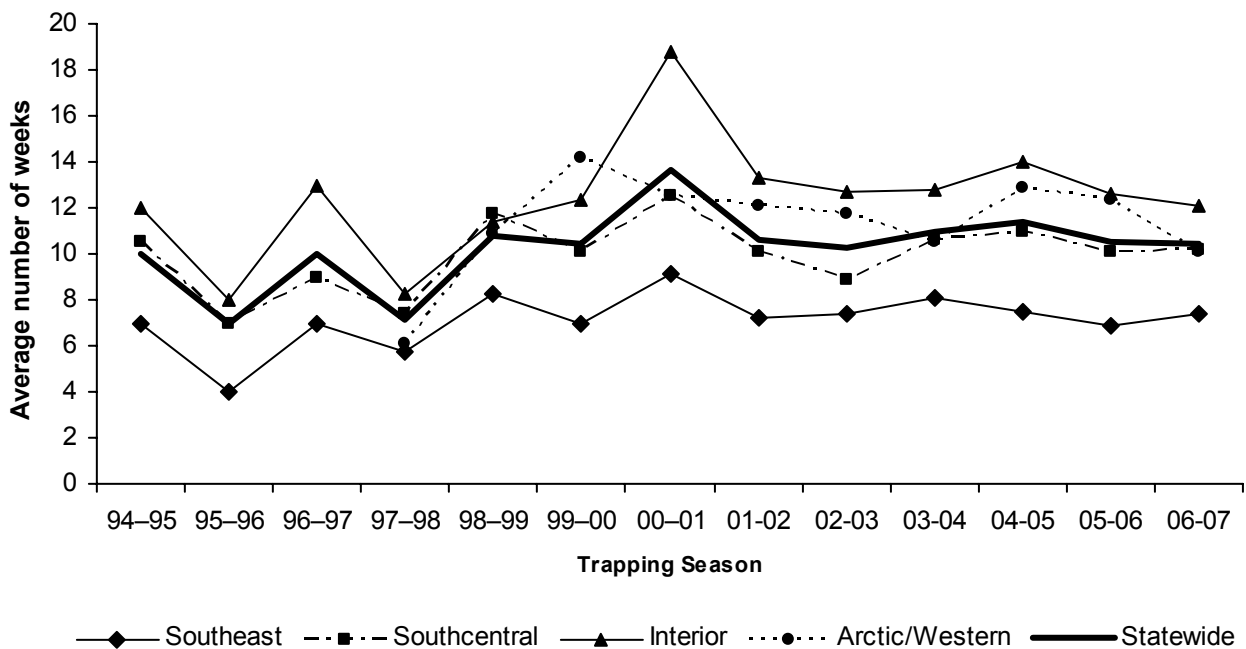
## How many weeks did you trap?

Half of trappers in the Interior trapped for 12 or more weeks, whereas half of Southeast trappers had seasons that ran 7 weeks or less. Southcentral and Arctic & Western trappers had similar season lengths, with both the average and median around 10 weeks.



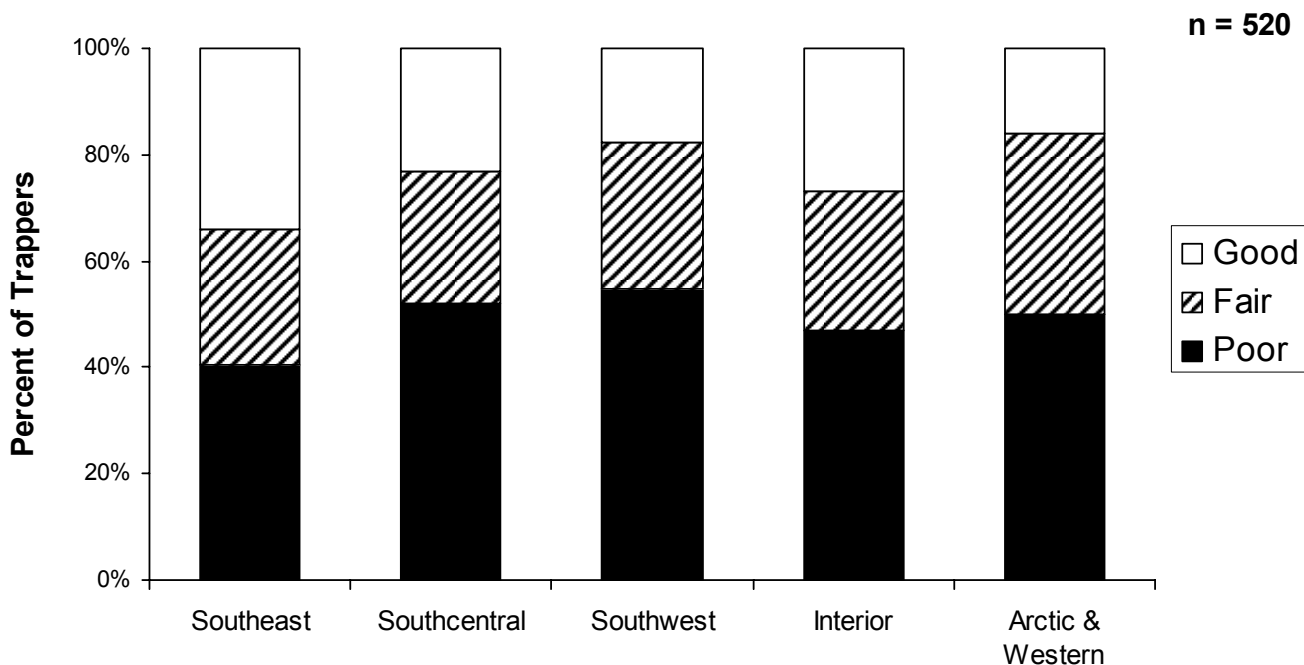
The average number of weeks trapped statewide during the 2006–07 season was 10.4 weeks, almost unchanged from last year’s average of 10.5 weeks. The average number of weeks trapped remained stable in Southcentral, dropped for the second year in a row in the Interior and Arctic & Western, and increased slightly in Southeast.

## Trends in Average Number of Weeks Trapped



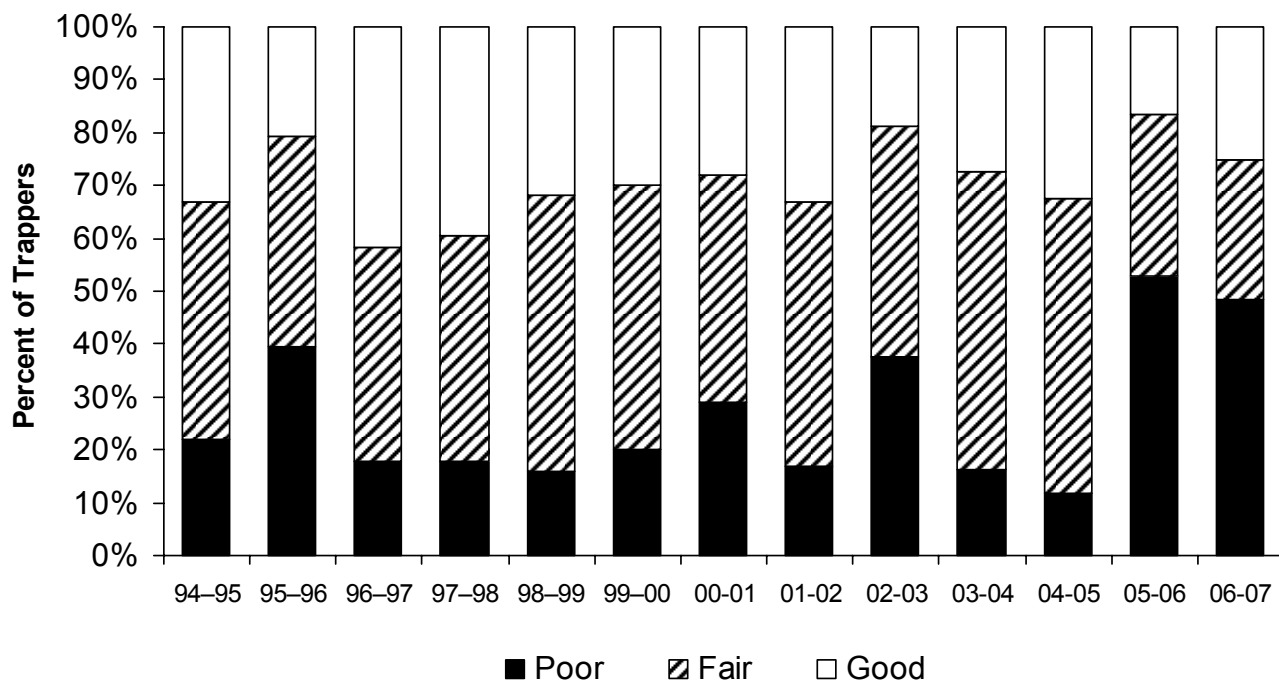
### What were trapping conditions like on your trapline?

Approximately half of trappers in every region except Southeast reported poor conditions this year, a slight decrease from last year. Southeast and Interior trappers reported the largest improvement in conditions, with 34% and 27% of trappers respectively reporting good conditions vs. 18% and 11% last year.



For the second year in a row, approximately half of Alaskan trappers reported poor trapping conditions. However, a higher percentage reported good conditions during 2006-07 (25%) than during 2005-06 (17%).

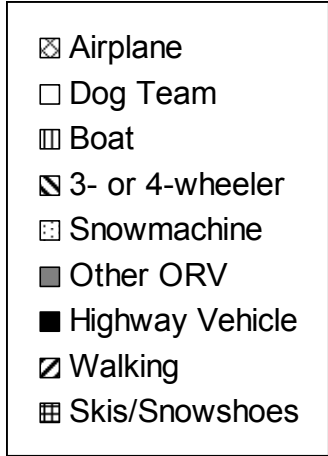
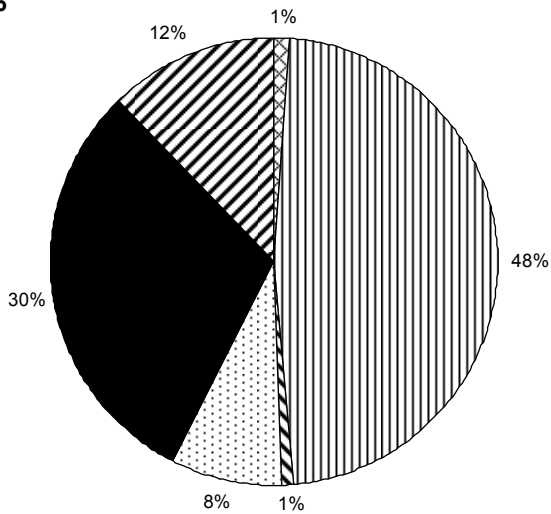
### Annual Variation in Statewide Trapping Conditions



# What mode of transportation did you use to get to your main trapping area?

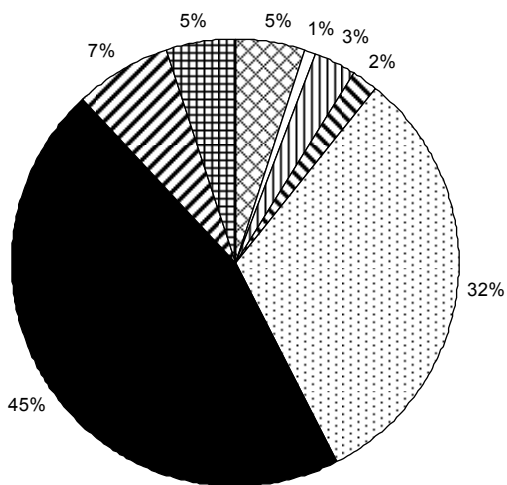
## Southeast

n = 76



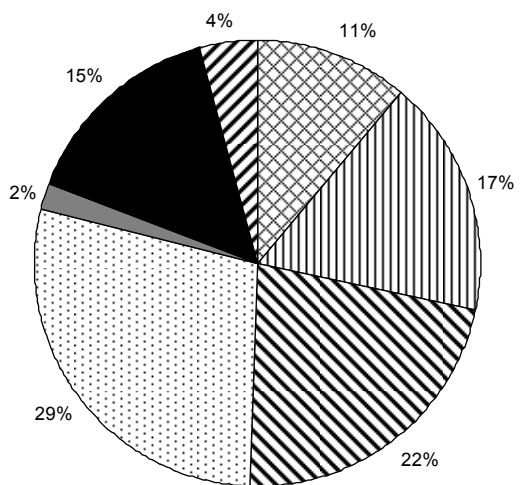
## Southcentral

n = 151



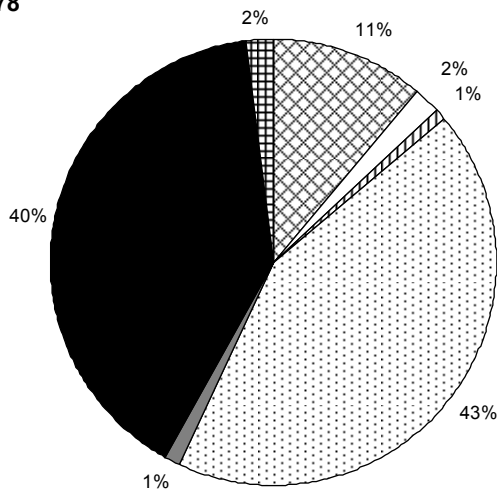
## Southwest

n = 46



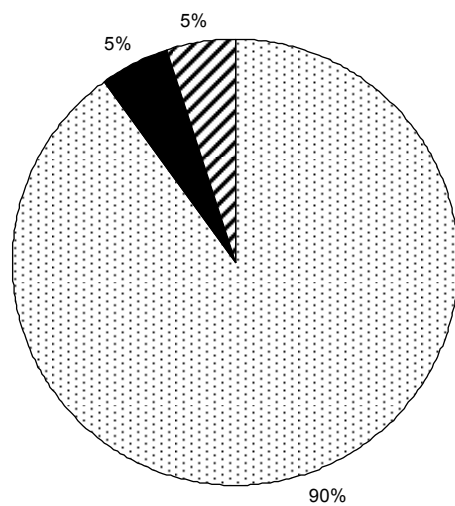
## Interior

n = 178



## Arctic & Western

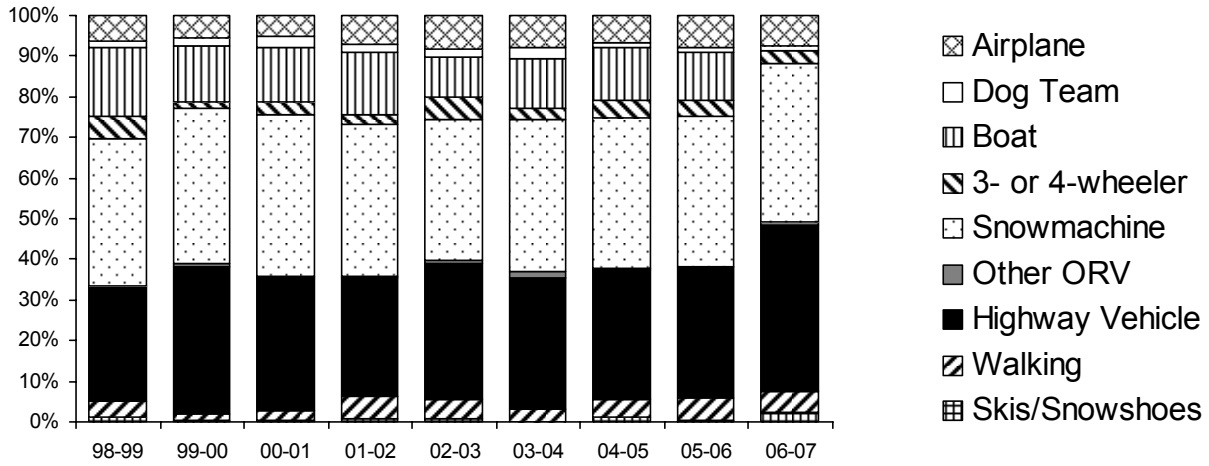
n = 22



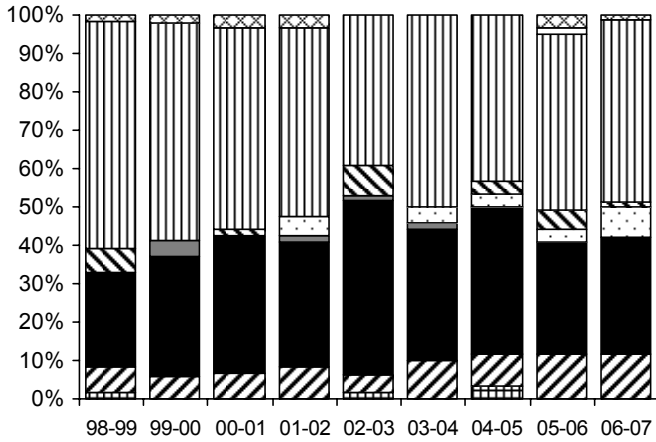


# Trends in mode of transportation used to get to traplines

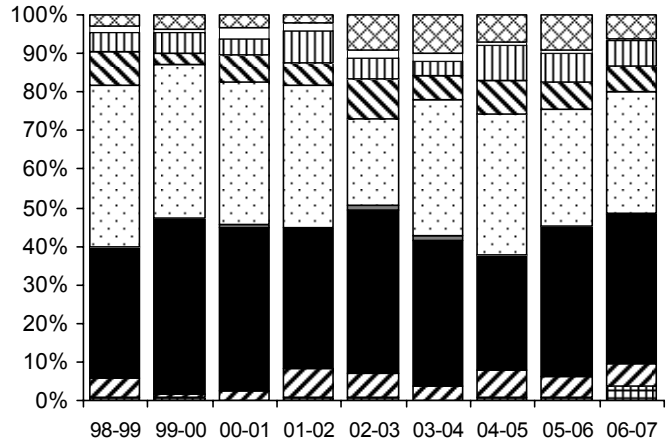
## Statewide



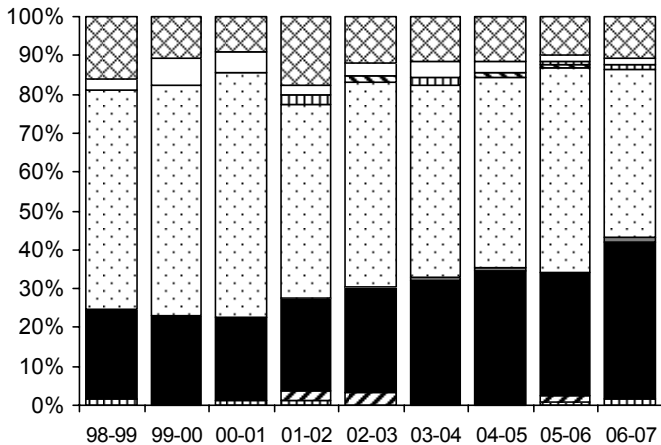
## Southeast



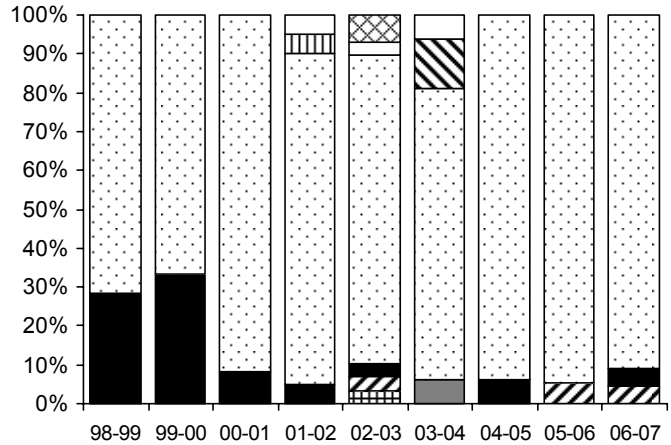
## Southcentral & Southwest



## Interior



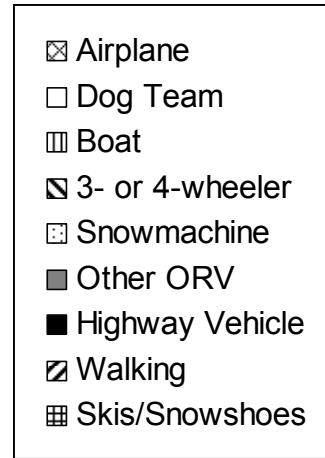
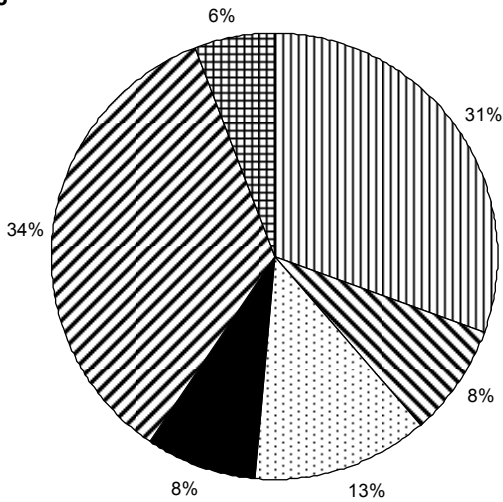
## Arctic & Western



# What mode of transportation did you use to run your main trapline?

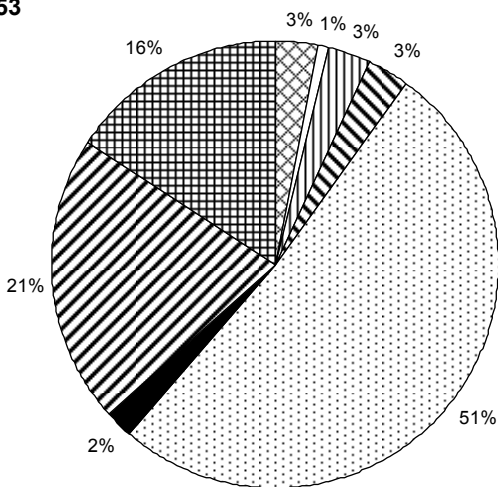
## Southeast

n = 78



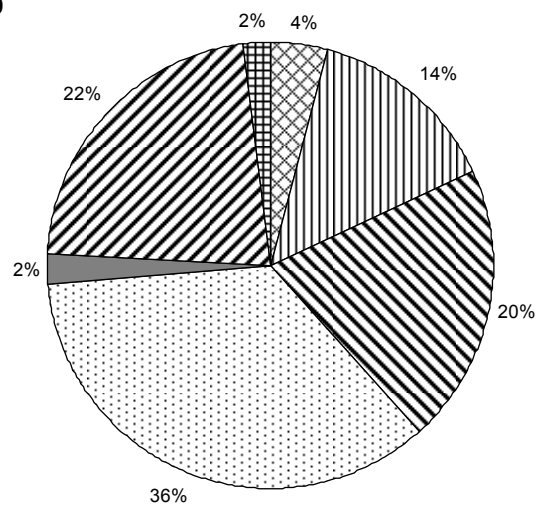
## Southcentral

n = 153



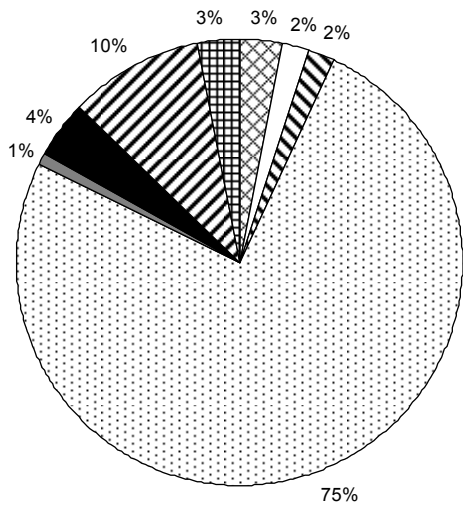
## Southwest

n = 49



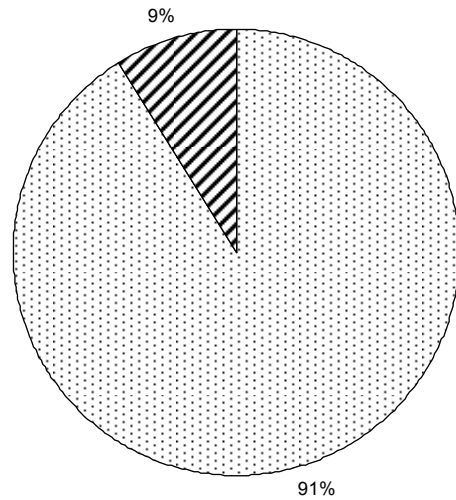
## Interior

n = 183



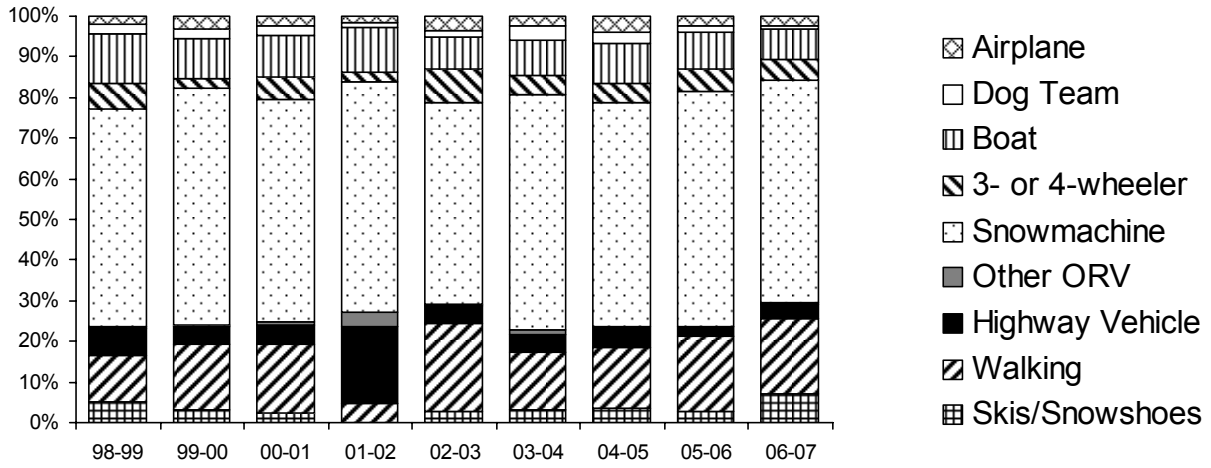
## Arctic & Western

n = 23

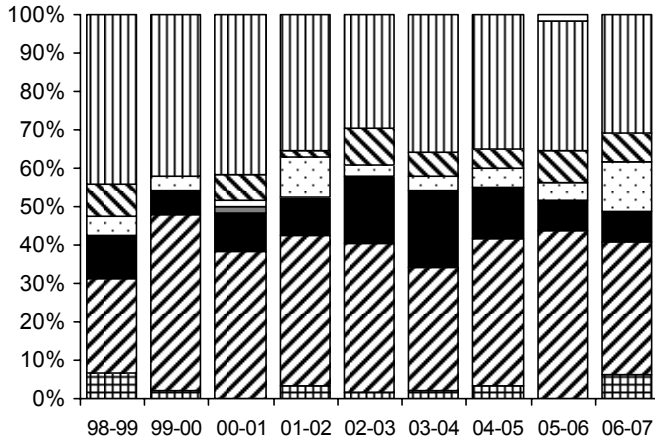


# Trends in mode of transportation used to run traplines

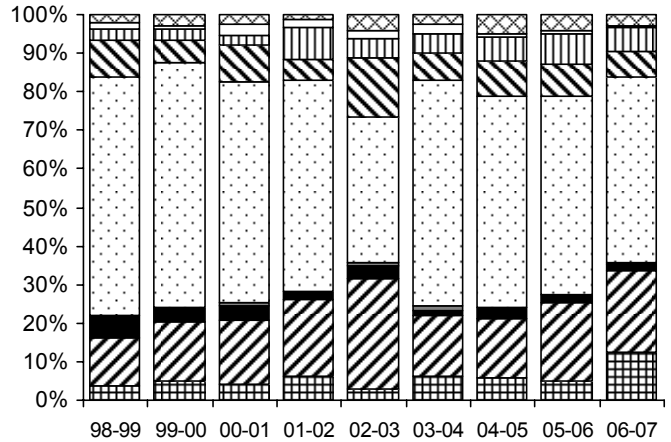
## Statewide



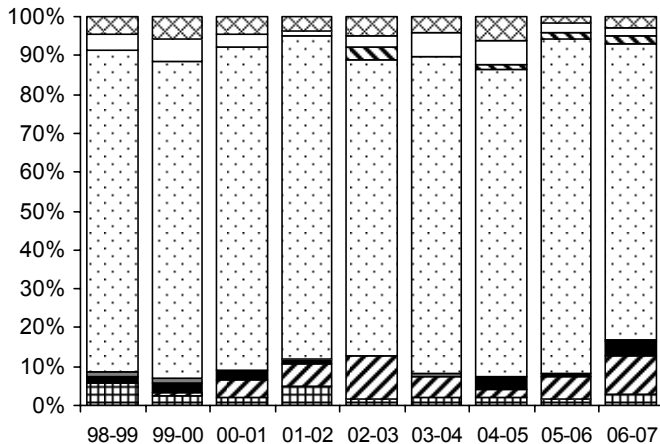
## Southeast



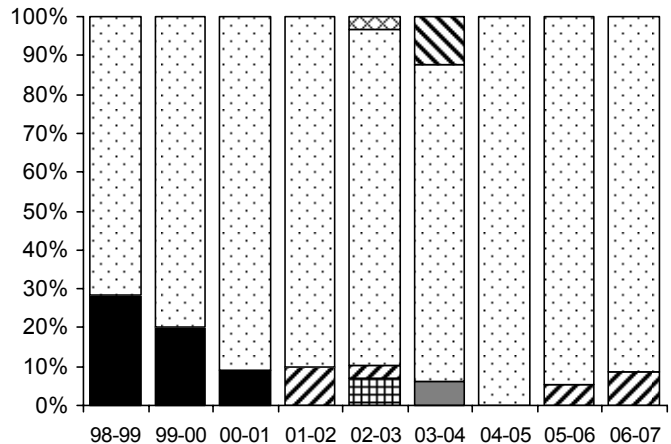
## Southcentral & Southwest



## Interior



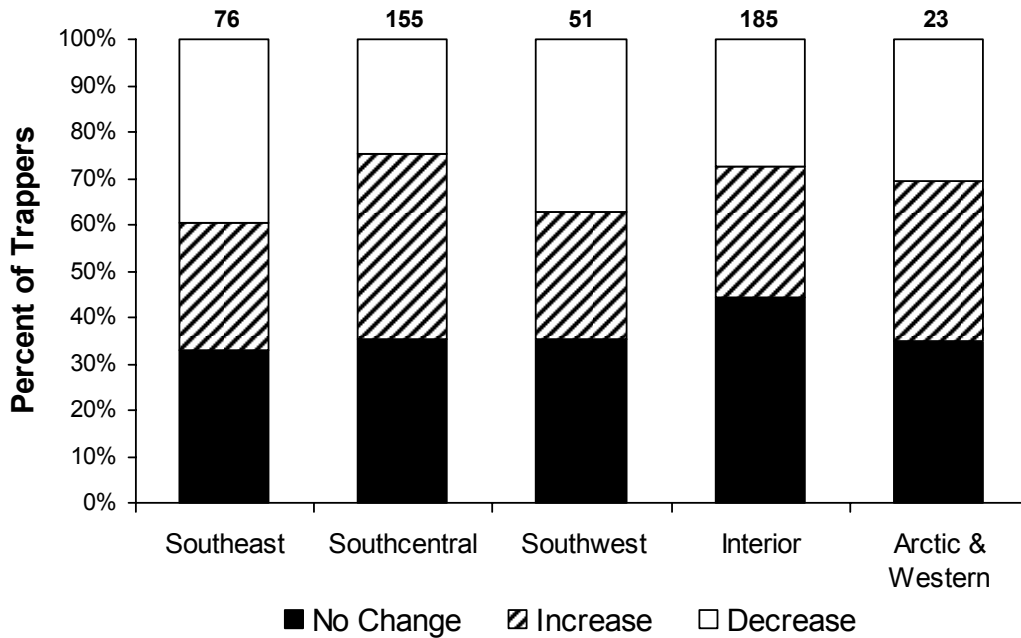
## Arctic & Western



# Trapping Effort

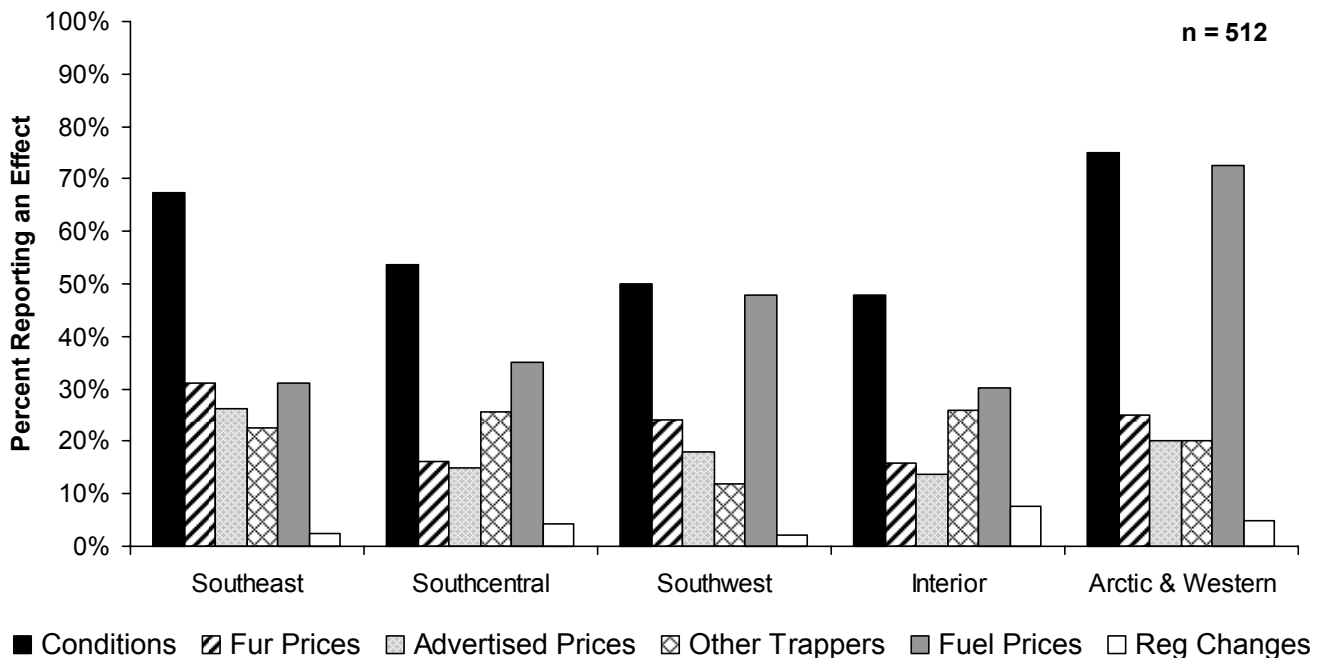
## Did you change your trapping effort this season?

Trapping effort during the 2006-07 season remained unchanged for approximately 1/3 of trappers in all regions except the Interior. Only in Southcentral did significantly more trappers increase than decrease their effort during the 2006-07 season. The number of trappers in each region who responded is given above each bar.



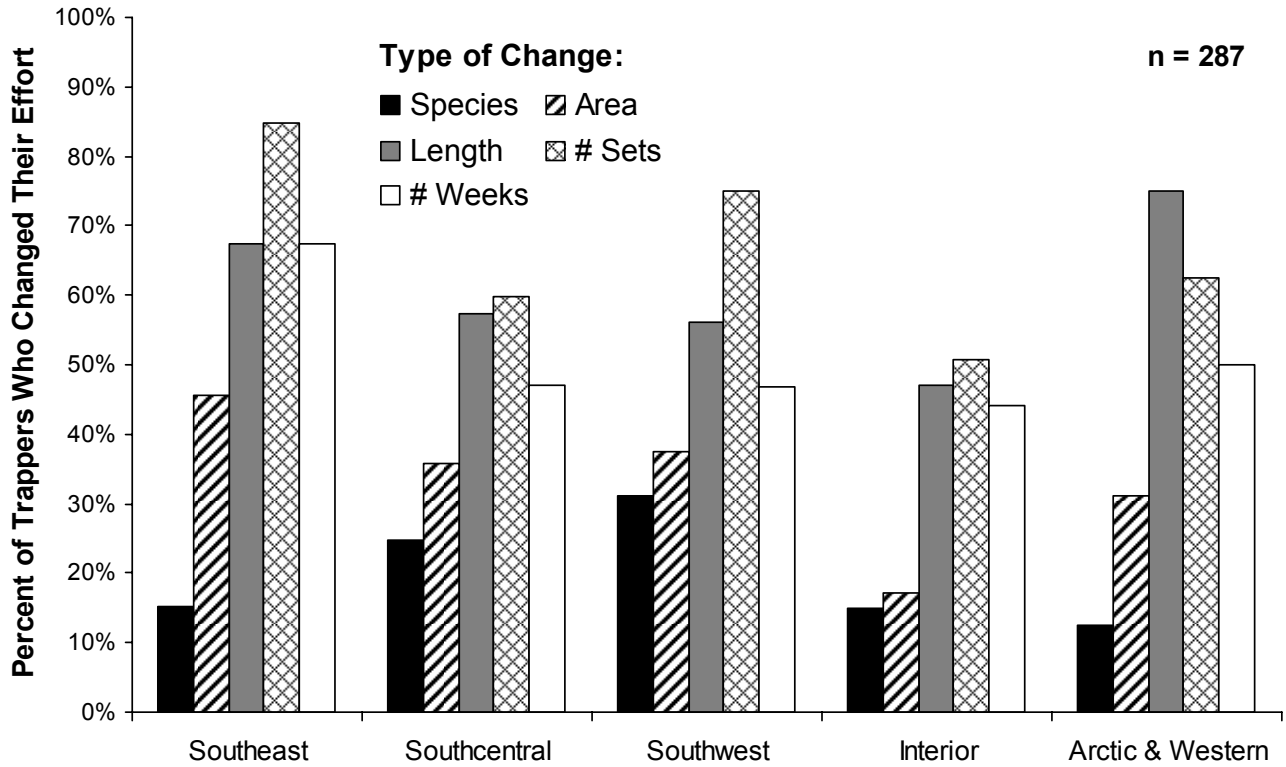
## What factors affected your trapping effort?

Trapping conditions were the most important factor affecting trapping effort during the 2006-07 season, affecting 55% of trappers statewide. Fuel prices (37%) edged out other trappers (23%) as the second most important factor statewide. High fuel prices had the largest impacts on Arctic & Western and Southwest Alaska trappers, affecting 73% and 48% of trappers respectively in those two regions.



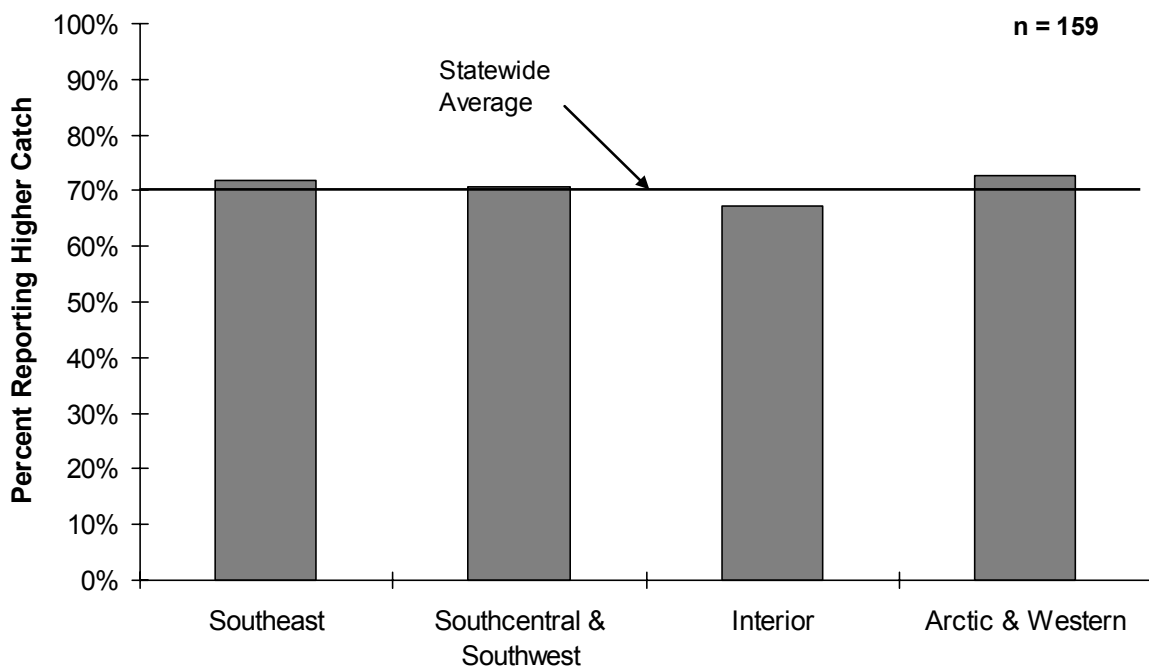
## How did you change your trapping effort?

Number of sets and trapline length were again the most common changes in effort, followed by number of weeks and changing areas. Fewer than 20% of trappers chose to target a different species.



## Did increasing your trapping effort result in a higher catch?

Statewide, 70% of trappers reported that increasing their effort resulting in a higher catch. Trappers in all regions enjoyed similar success in increasing their catch.



# Target Species and Disposition of Furs

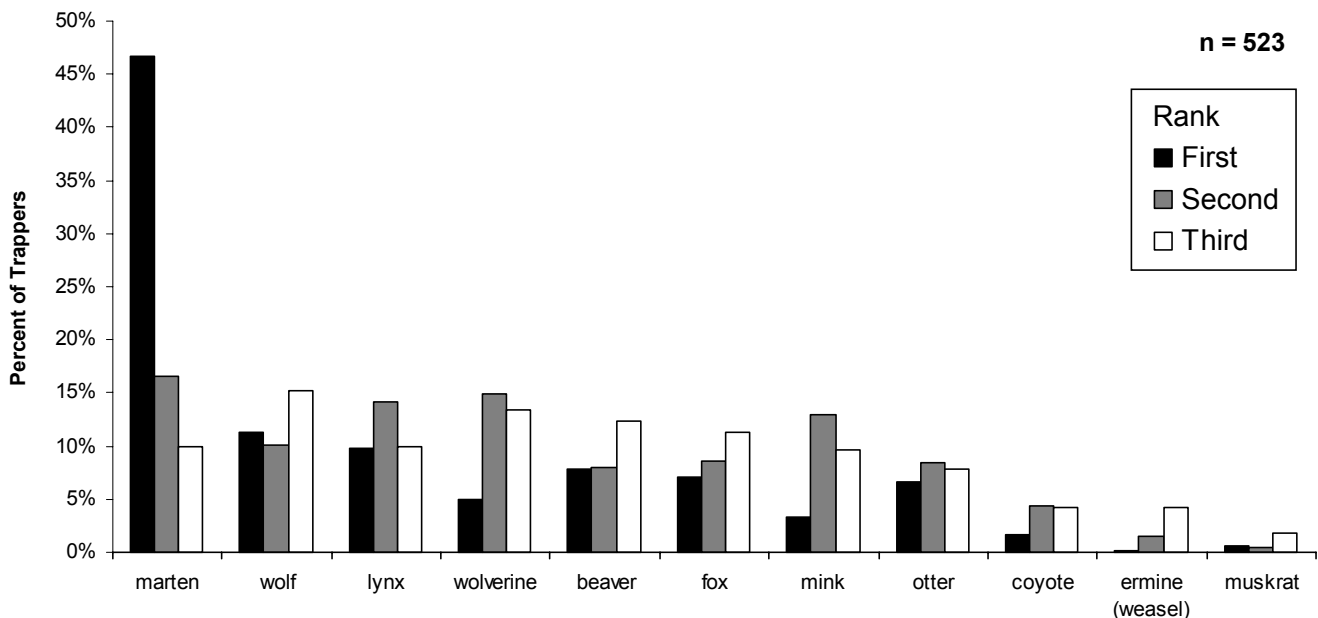
## What was the most important species you were trying to catch?

The table below shows how each species ranked in order of importance by region, with 1 being most important and 11 being least important. Rank was calculated by totaling the number of trappers who ranked that species as one of the three most important species they were trying to catch. The number of trappers who responded is given in parentheses. Repeats of a rank indicate that one or more species tied for that rank. A dash indicates no trapper ranked that species as one of the most important.

Marten was once again the most important species statewide. Marten was the most important species for every region except Southwest, where fox and otter tied for most important. Although only Interior trappers ranked wolves as one of the top three species, wolves ranked second in importance statewide.

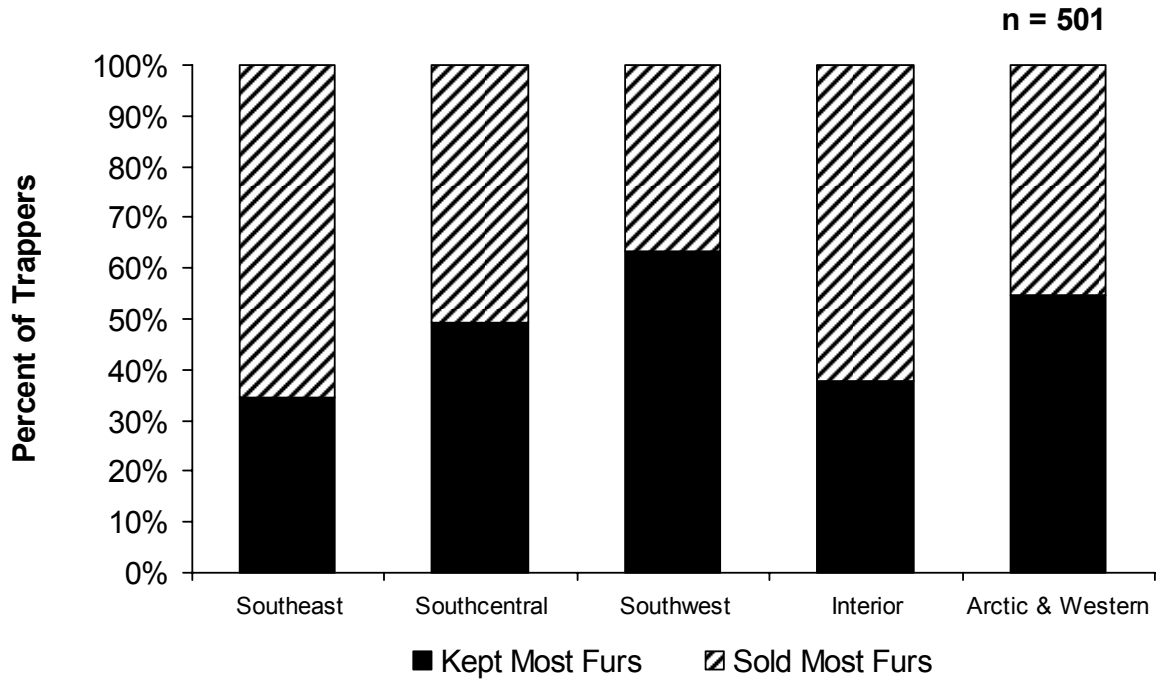
| Species         | Statewide<br>(523) | Southeast<br>(79) | Southcentral<br>(163) | Southwest<br>(52) | Interior<br>(185) | Arctic &<br>Western<br>(44) |
|-----------------|--------------------|-------------------|-----------------------|-------------------|-------------------|-----------------------------|
| marten          | 1                  | 1                 | 1                     | 4                 | 1                 | 1                           |
| wolf            | 2                  | 4                 | 4                     | 6                 | 3                 | 7                           |
| lynx            | 3                  | 8                 | 8                     | 8                 | 2                 | 4                           |
| wolverine       | 4                  | 5                 | 2                     | 5                 | 4                 | 4                           |
| beaver          | 5                  | 6                 | 5                     | 3                 | 6                 | 2                           |
| fox             | 6                  | 8                 | 6                     | 1                 | 5                 | 3                           |
| mink            | 7                  | 2                 | 3                     | 7                 | 7                 | 8                           |
| otter           | 8                  | 3                 | 9                     | 1                 | 9                 | 6                           |
| coyote          | 9                  | 8                 | 7                     | ---               | 8                 | 9                           |
| ermine (weasel) | 10                 | 7                 | 10                    | 9                 | 10                | 9                           |
| muskrat         | 11                 | ---               | 11                    | ---               | 11                | 9                           |

The graph below gives the percentage of trappers who ranked that species as the first, second, or third most important species they were trying to target.



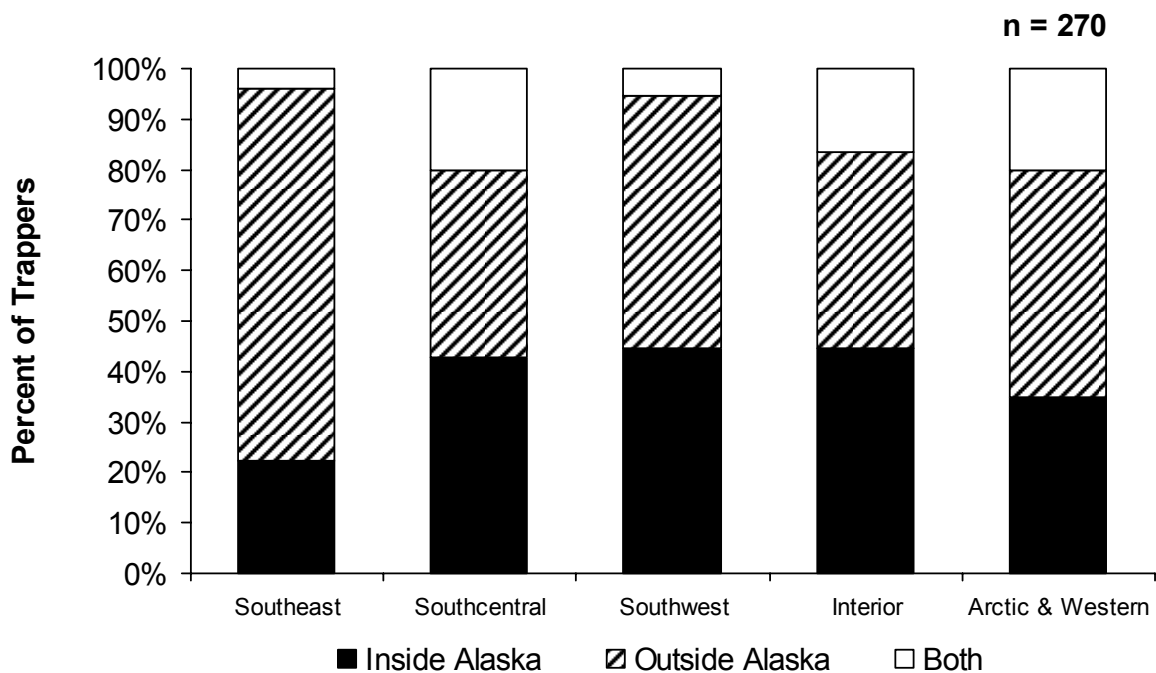
### Did you keep or sell most of your furs?

More than half of trappers in Southwest and Arctic & Western kept most of their furs, whereas more than 60% of Southeast and Interior trappers sold their furs. Southcentral trappers were almost evenly split.



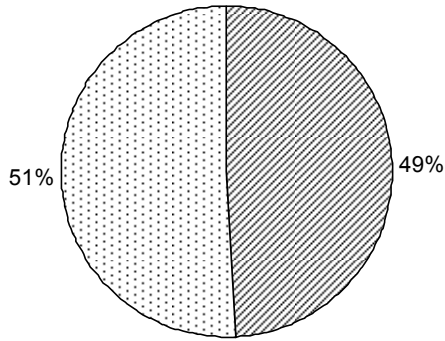
### Did you sell to a fur buyer in Alaska or outside of Alaska?

Most trappers in every region except Southeast and Southwest sold most of their furs within Alaska or to both. Most Southeast trappers (73%) and half of Southwest trappers sold to fur buyers outside the state.

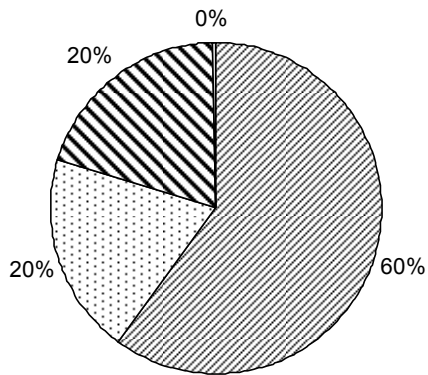


# Beaver Harvest Methods

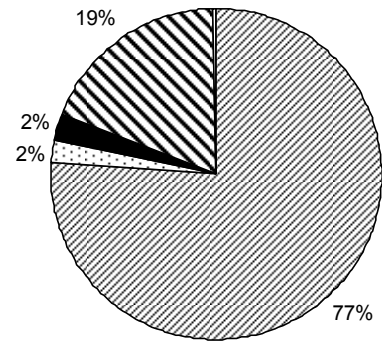
## Southeast



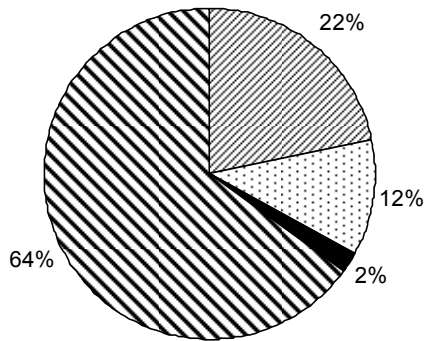
## Southcentral



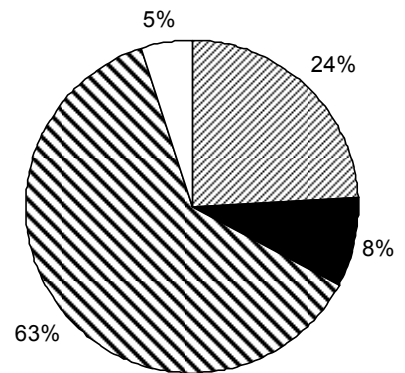
## Southwest



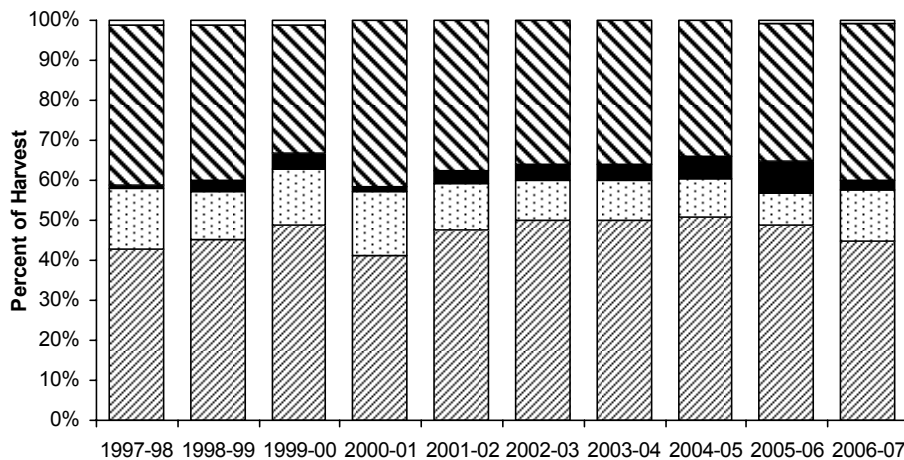
## Interior



## Arctic & Western



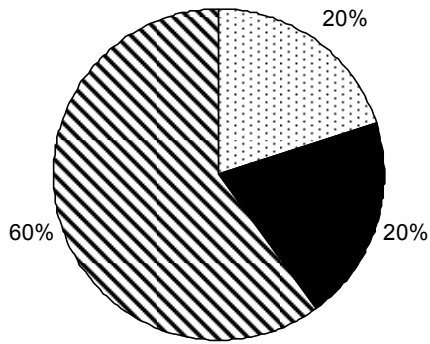
## Statewide Trends in Harvest Methods



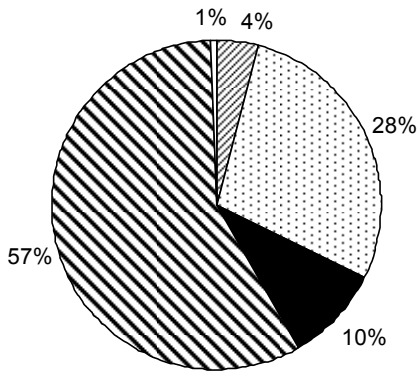


# Coyote Harvest Methods

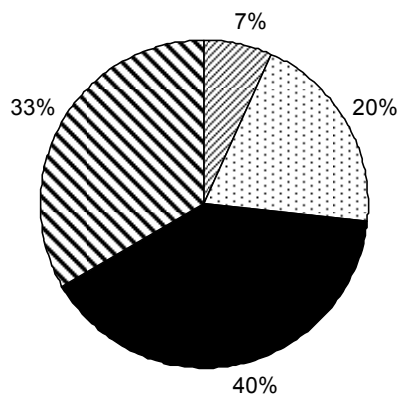
## Southeast



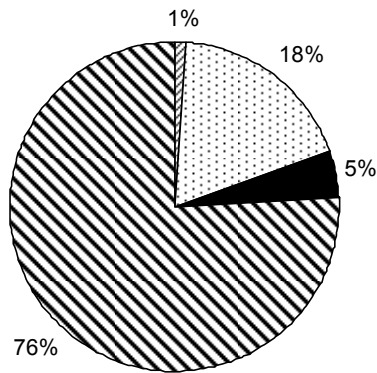
## Southcentral



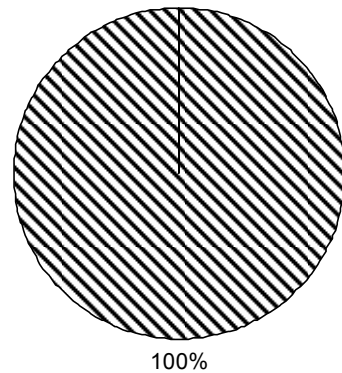
## Southwest



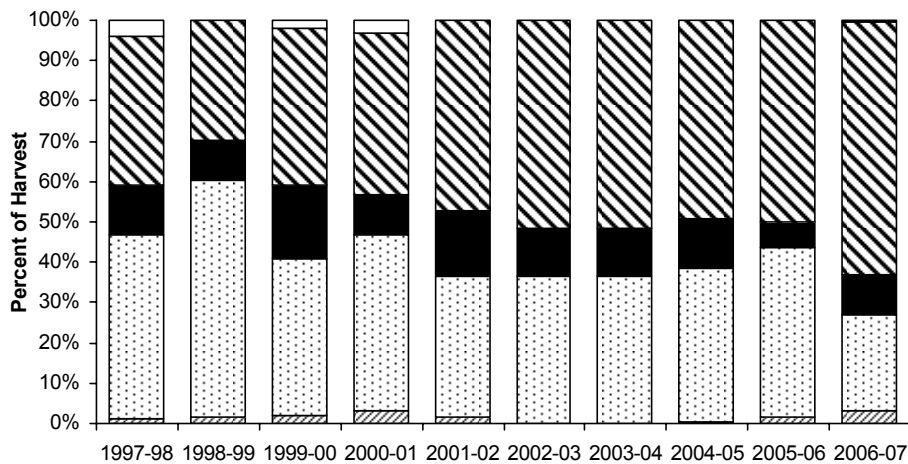
## Interior



## Arctic & Western

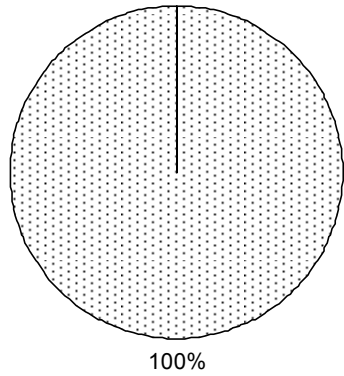


## Statewide Trends in Harvest Methods

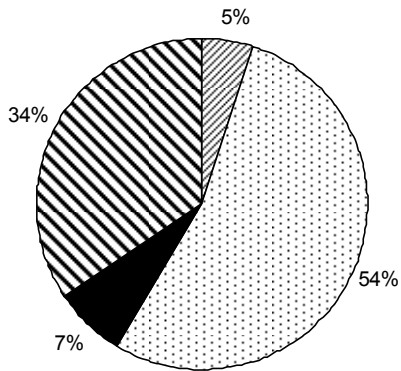


# Fox Harvest Methods

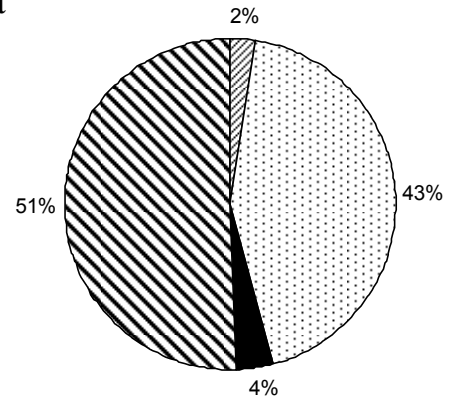
## Southeast



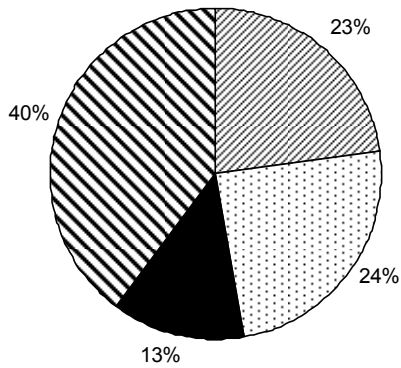
## Southcentral



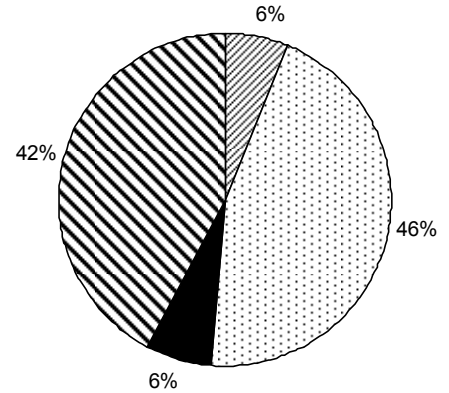
## Southwest



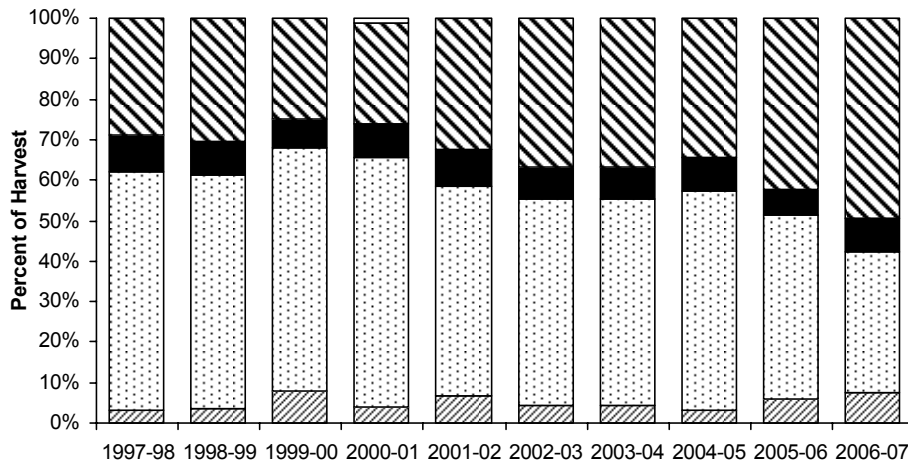
## Interior



## Arctic & Western

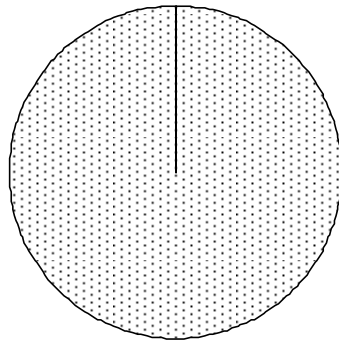


## Statewide Trends in Harvest Methods

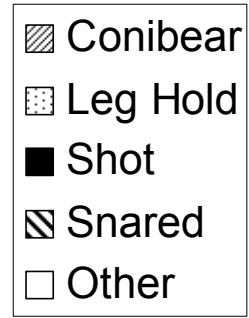


# Lynx Harvest Methods

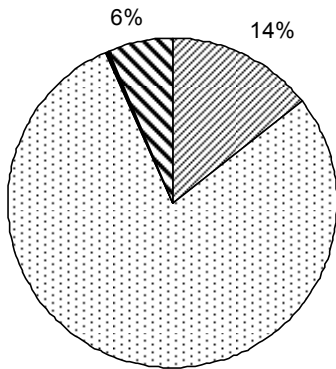
## Southeast



100%

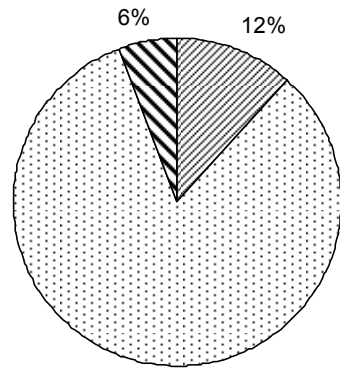


## Southcentral



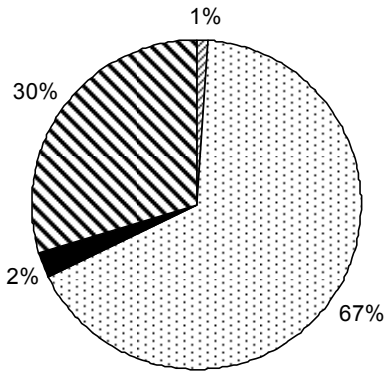
80%

## Southwest

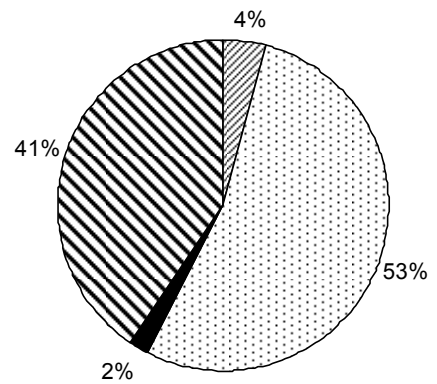


82%

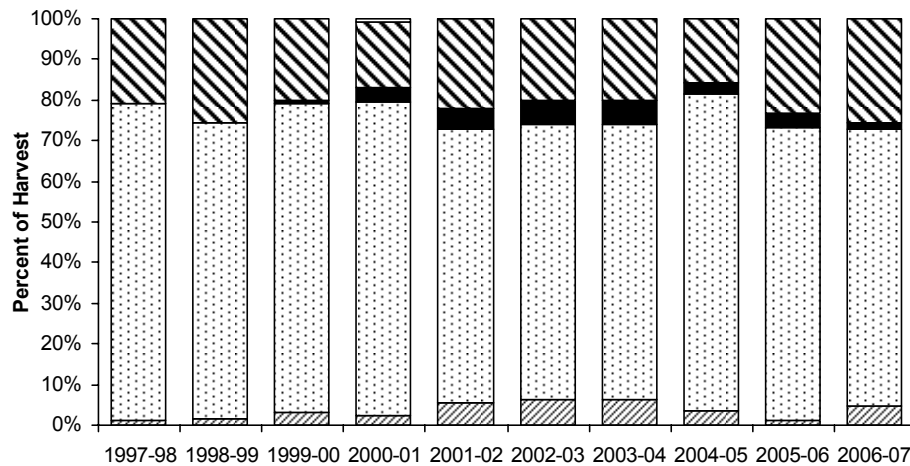
## Interior



## Arctic & Western

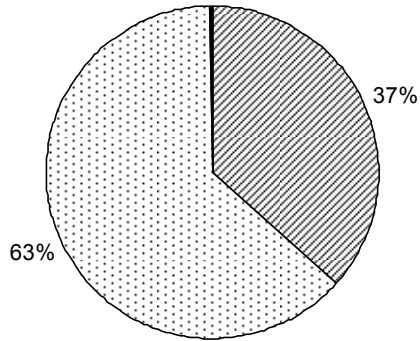


## Statewide Trends in Harvest Methods

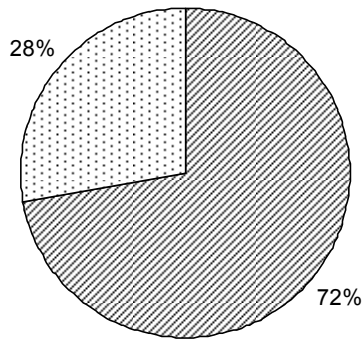


# Marten Harvest Methods

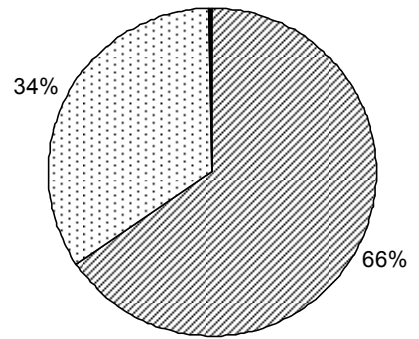
## Southeast



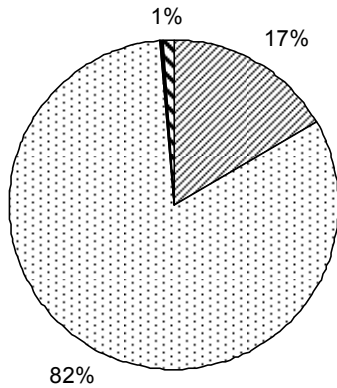
## Southcentral



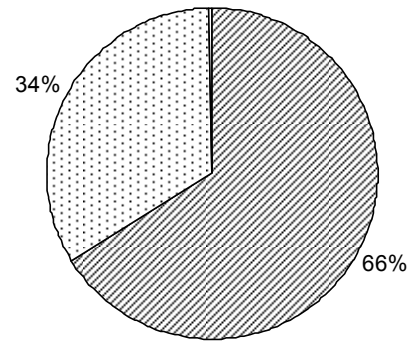
## Southwest



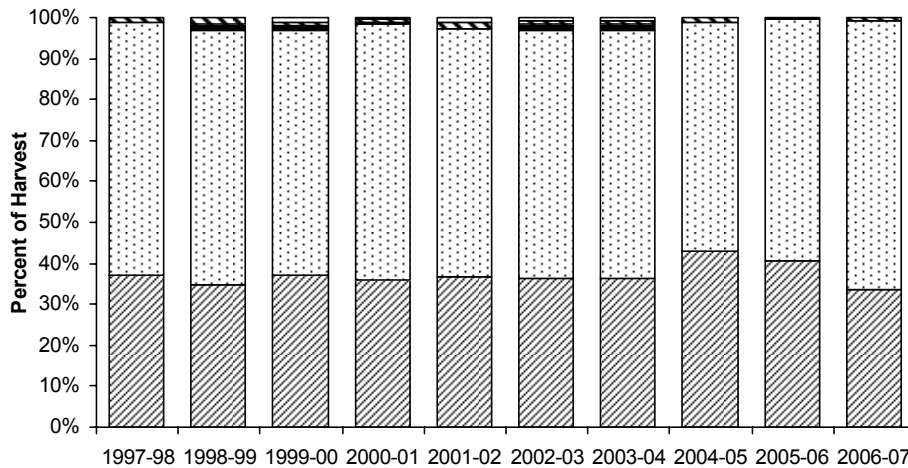
## Interior



## Arctic & Western

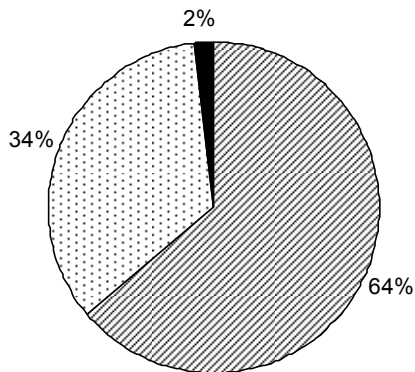


## Statewide Trends in Harvest Methods

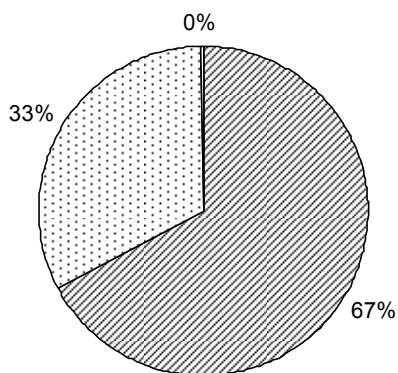


# Mink Harvest Methods

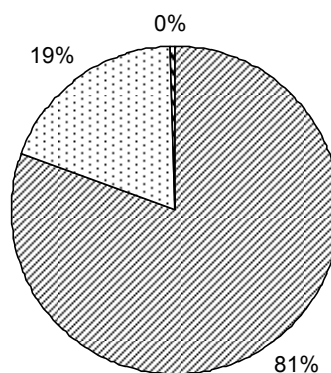
**Southeast**



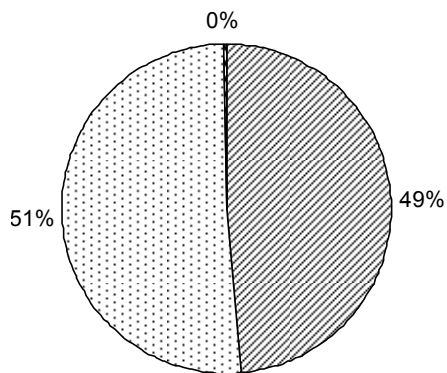
**Southcentral**



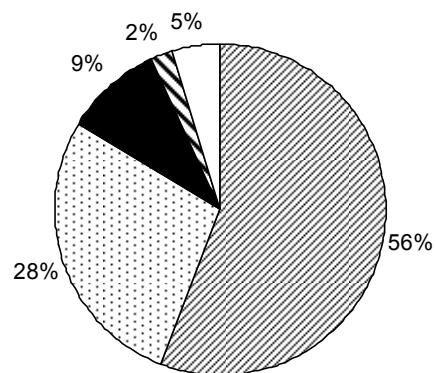
**Southwest**



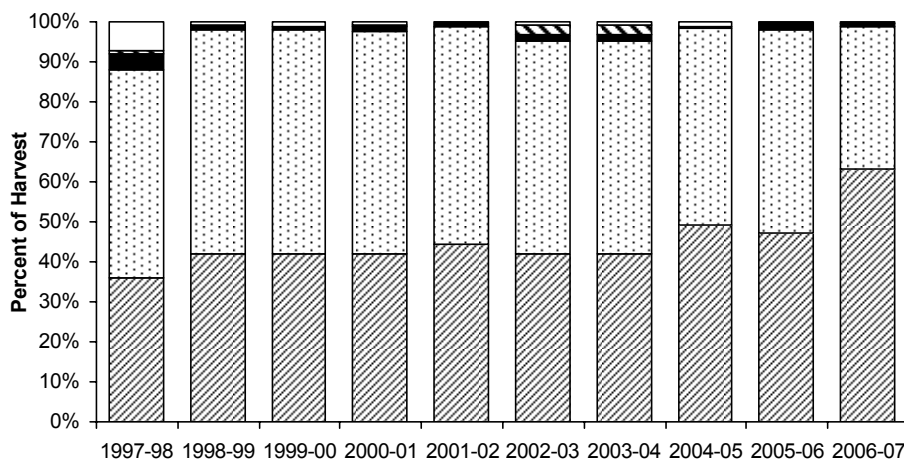
**Interior**



**Arctic & Western**




**Statewide Trends in Harvest Methods**

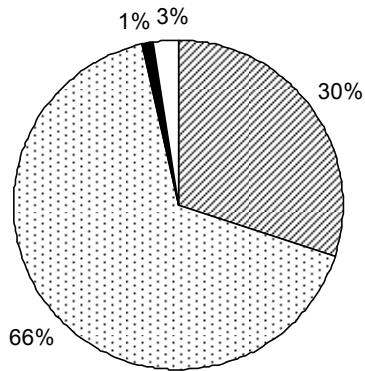


# Muskrat Harvest Methods

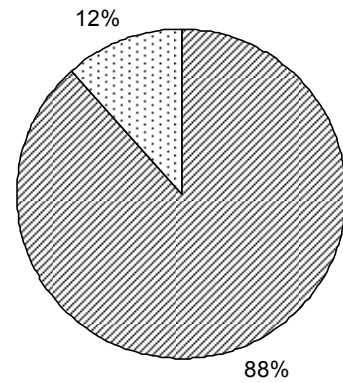
## Southeast



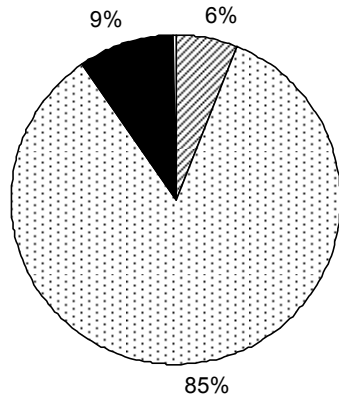
## Southcentral



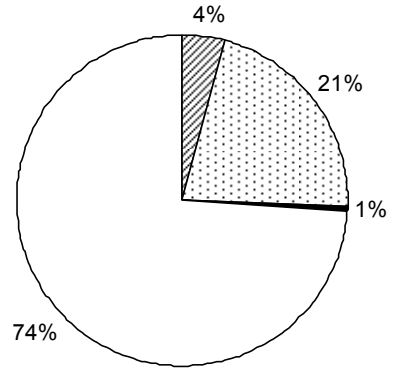
## Southwest



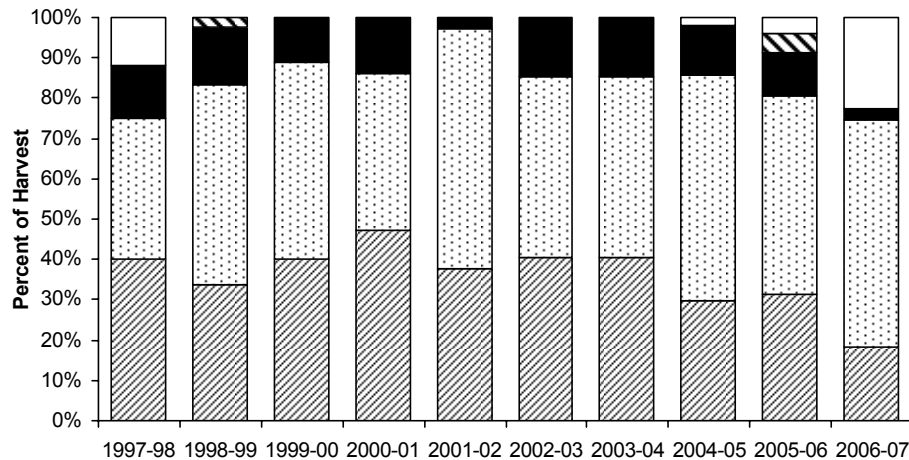
## Interior



## Arctic & Western

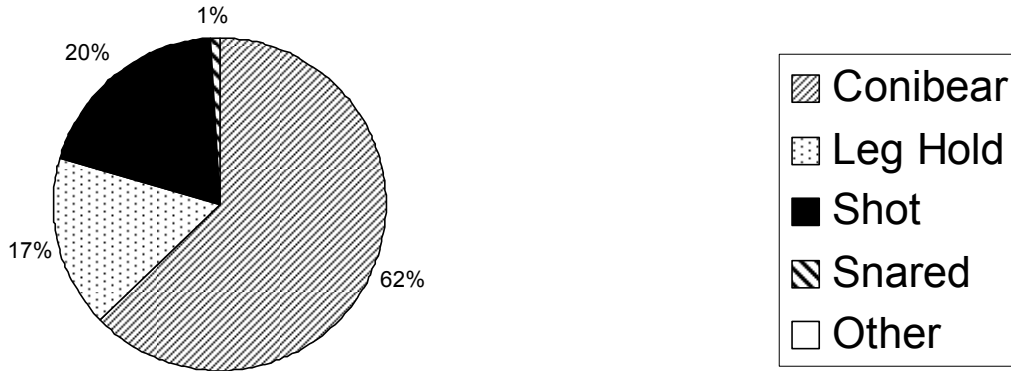


## Statewide Trends in Harvest Methods

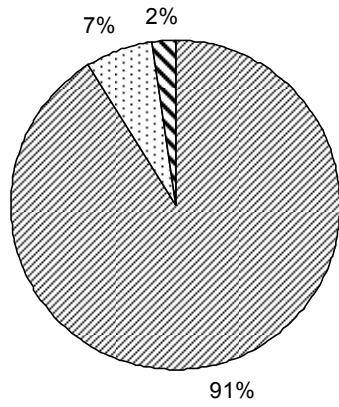


# River Otter Harvest Methods

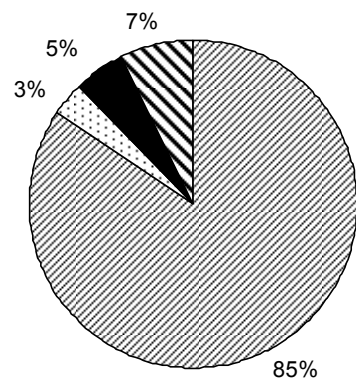
## Southeast



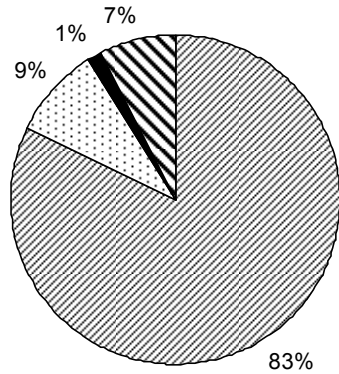
## Southcentral



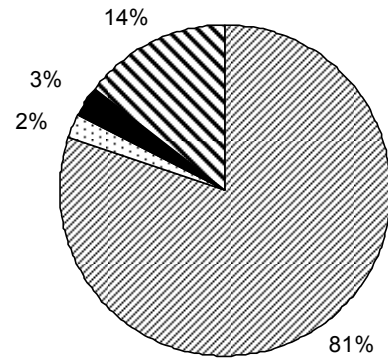
## Southwest



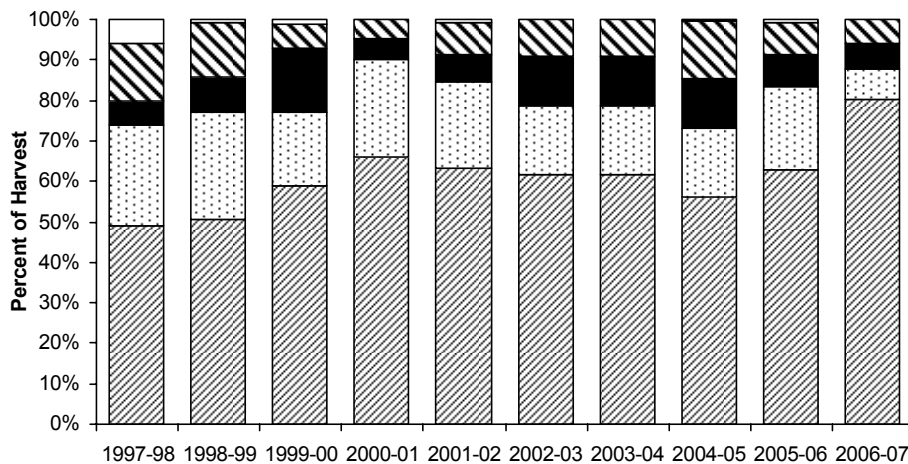
## Interior



## Arctic & Western

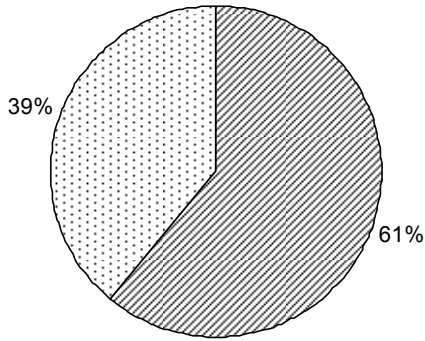


## Statewide Trends in Harvest Methods

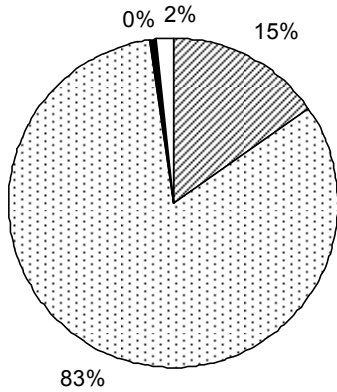


# Squirrel Harvest Methods


## Southeast



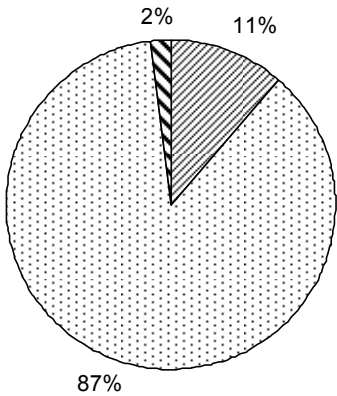
## Southcentral



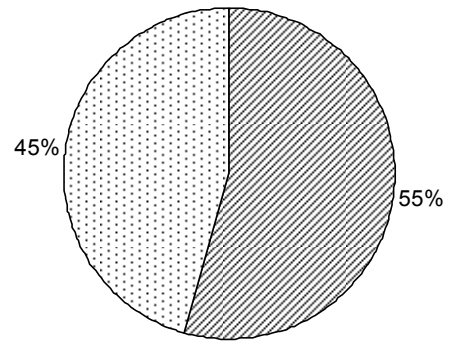
## Southwest



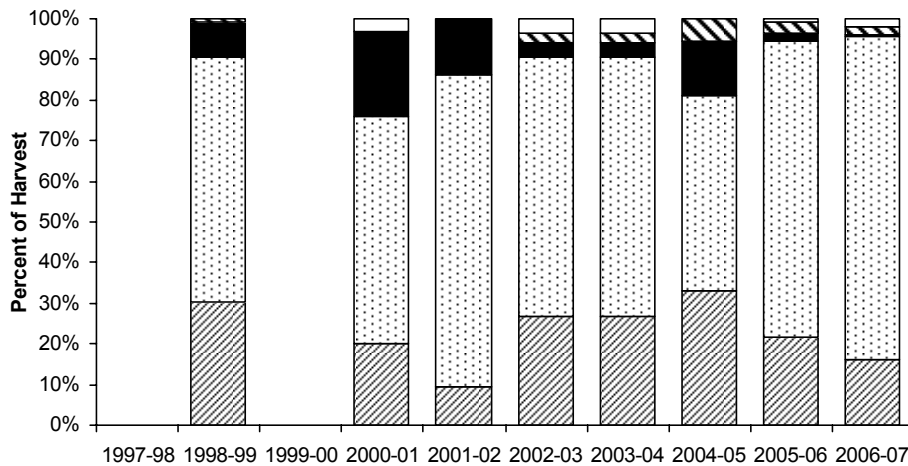
## Interior



## Arctic & Western



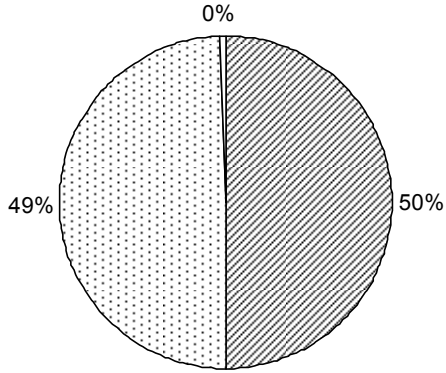
## Statewide Trends in Harvest Methods



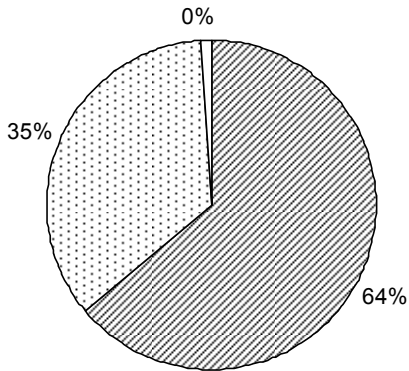


# Weasel (Ermine) Harvest Methods

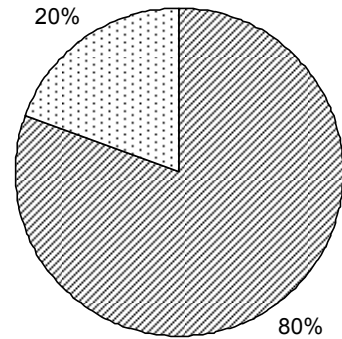
## Southeast



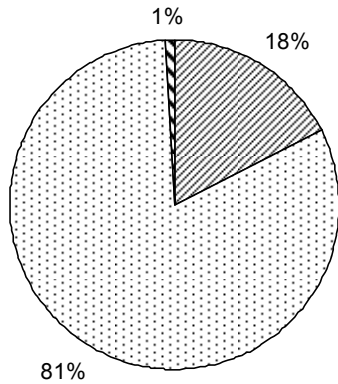
## Southcentral



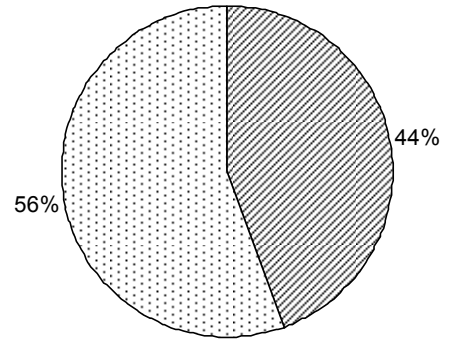
## Southwest



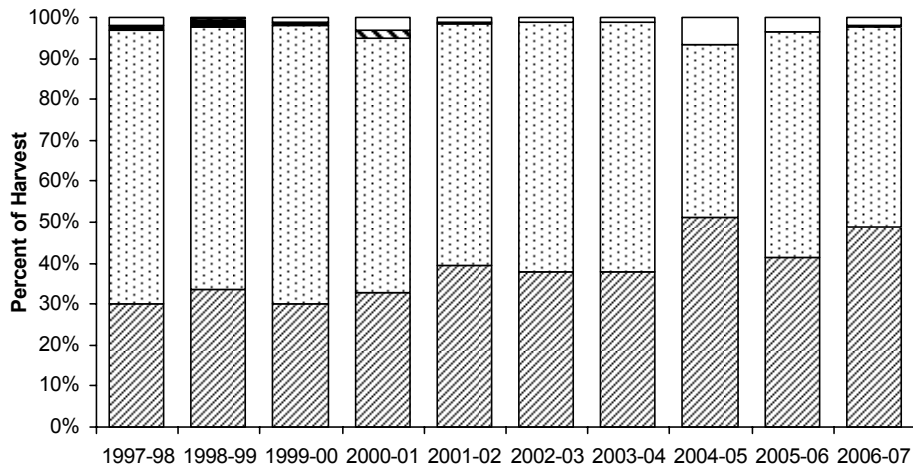
## Interior



## Arctic & Western

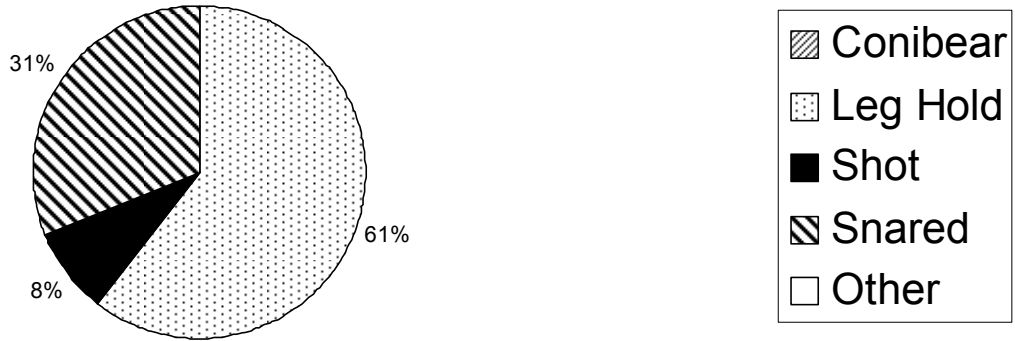


## Statewide Trends in Harvest Methods

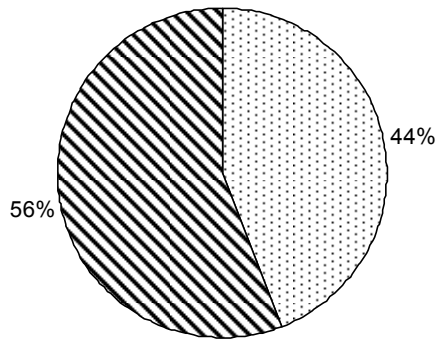


# Wolf Harvest Methods

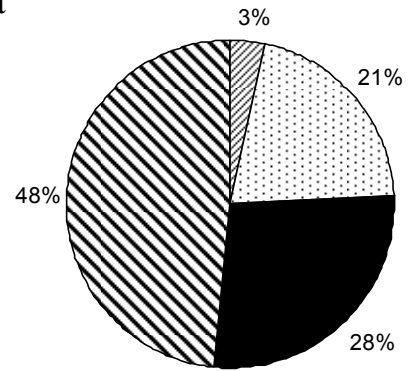
## Southeast



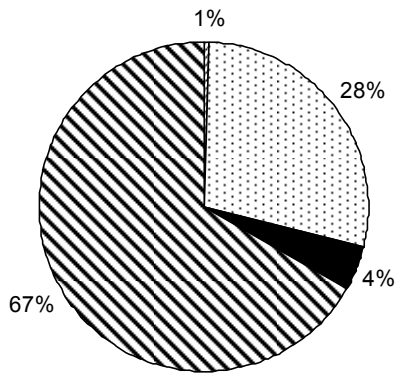
## Southcentral



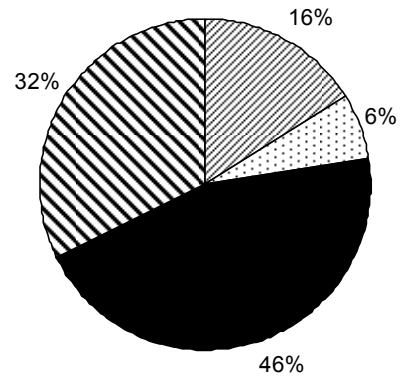
## Southwest



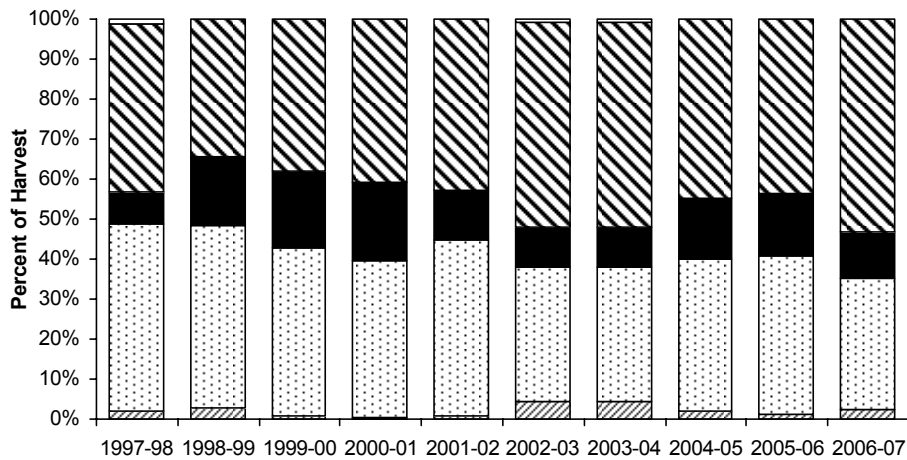
## Interior



## Arctic & Western

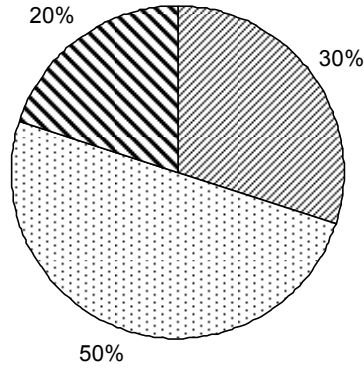


## Statewide Trends in Harvest Methods

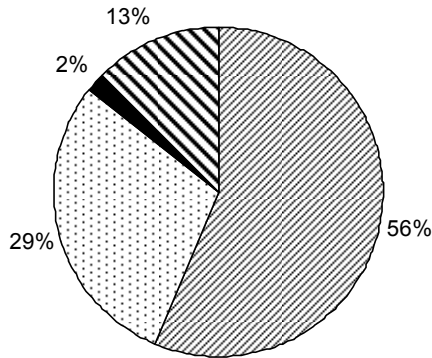


# Wolverine Harvest Methods

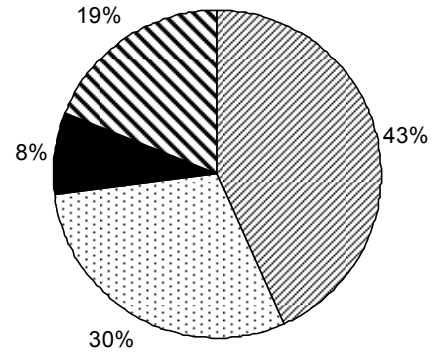
## Southeast



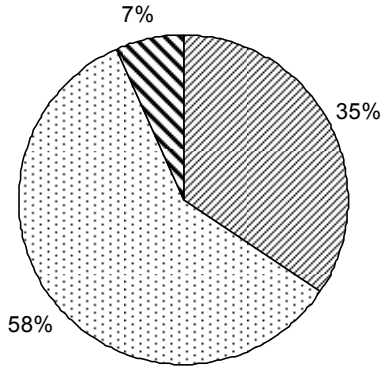
## Southcentral



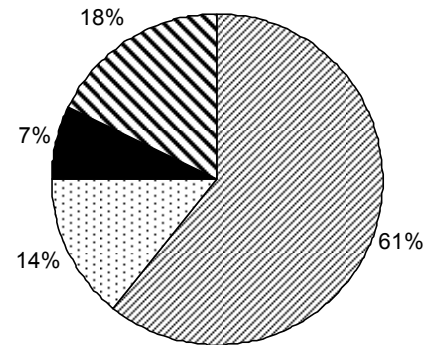
## Southwest



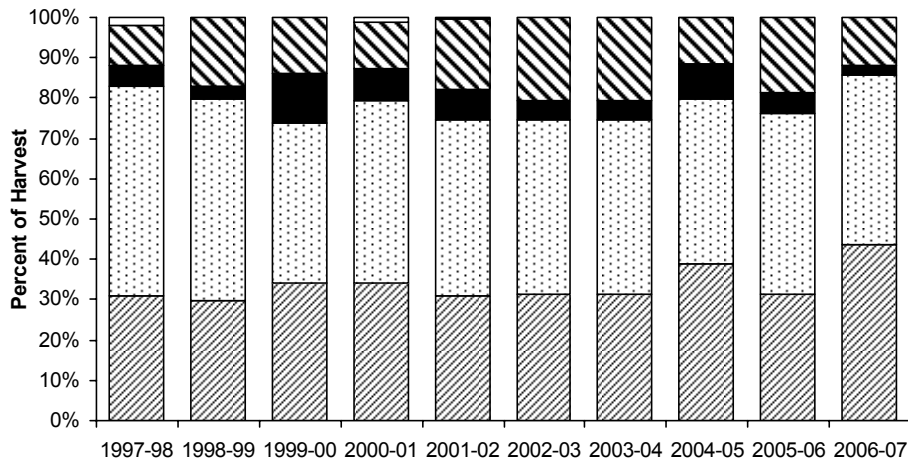
## Interior



## Arctic & Western



## Statewide Trends in Harvest Methods



## SPECIES RELATIVE ABUNDANCE AND POPULATION TRENDS

The species relative abundance index is based on work done with snowshoe hares in Alberta, Canada by Lloyd Keith and Christopher Brand. They compared the responses to a trapper questionnaire with their estimates of hare densities based on their own fieldwork and found there was a good relationship between these two measures. They developed an index for the responses received from trappers on the questionnaire. A numerical value was assigned to each of three responses: 1 = scarce, 2 = common, and 3 = abundant. The value of the abundance index was derived from a mathematical equation that expresses the cumulative response value of trappers in a given region as a percentage of the range of possible values:

$$\mathbf{I} = \left[ \left( \sum_{i=1}^n \mathbf{R}_i - n \right) / 2n \right] \times 100$$

Where  $\mathbf{I}$  = abundance index

$\mathbf{R}$  = numerical value (1 = scarce, 2 = common, 3 = abundant)

$n$  = number of trappers reporting

The abundance index (I) ranges from 0% to 100%. Index values of 0–19% indicated animals were scarce, 20–50% indicated animals were common, and values greater than 50% indicated animals were abundant. In the following tables, we converted the index values to the appropriate category: scarce, common, or abundant.

We do not know if the same ranges of percentages are appropriate for animals in Alaska, because they were established for snowshoe hares in Alberta. However, this index does provide a way to generally compare trappers' interpretations of species abundance in a given area over time and can be very helpful when used in conjunction with other abundance indicators and sources of information.

The numerical trend index indicates if trappers felt animals were fewer, the same, or more numerous than they were the previous year. This index is slightly different than the relative abundance index. The trend index was calculated by assigning a 1 if the box for fewer was checked, 2 for same, and 3 for more animals. The average was then calculated for all trappers in an area. Since we don't have an independent measure of trend to compare the index values to as we did for relative abundance, it is necessary to select arbitrary ranges of values to classify the average opinion of trappers in an area. For purposes of this report, an average trend value of <1.67 represents fewer (-), a value >2.33 represents more (+), and intermediate values represent no change (n/c).

Relative abundance and trend of furbearer populations for Southeast Alaska, 2006–07, as reported by trappers (n is the total number of trappers who provided information on abundance or trend; not all trappers provided information on every species). For trend, + indicates increase, - indicates decrease, and n/c indicates no change.

| Southeast Alaska |   |                |  |                |   |                 |   |                |
|------------------|---|----------------|--|----------------|---|-----------------|---|----------------|
| Furbearers:      | Ketchikan, Prince of Wales & Vicinity<br>GMUs 1A, 2 |                | Petersburg, Wrangell, Kupreanof & Vicinity<br>GMUs 1B, 3 |                | Juneau, Douglas, Haines, Yakutat<br>GMUs 1CD, 5 |                 | Admiralty, Baranof, Chichagoff Islands<br>GMU 4 |                |
|                  | Relative Abundance<br>n = 15                        | Trend<br>n = 7 | Relative Abundance<br>n = 6                              | Trend<br>n = 4 | Relative Abundance<br>n = 20                    | Trend<br>n = 13 | Relative Abundance<br>n = 10                    | Trend<br>n = 5 |
| Arctic Fox       | not present   |                | not present  | n/c            | not present                                     | n/c             | not present                                     |                |
| Beaver           | common  | -              | common   | n/c            | common  | n/c             | scarce  | +              |
| Coyote           | not present   |                | not present  | n/c            | common  | n/c             | not present                                     |                |
| Ermine           | common  | n/c            | common   | n/c            | common  | n/c             | scarce  | n/c            |
| Lynx             | not present   |                | scarce   | n/c            | scarce  | n/c             | scarce  |                |
| Marten           | common  | n/c            | common   | n/c            | common  | n/c             | common  | -              |
| Mink             | abundant  | n/c            | common   | n/c            | abundant  | n/c             | abundant  | n/c            |
| Muskrat          | not present   |                | scarce   | n/c            | scarce  | n/c             | not present                                     |                |
| Red Fox          | not present   |                | not present  | -              | scarce  | n/c             | not present                                     |                |
| Red Squirrel     | common  | n/c            | abundant   | n/c            | abundant  | +               | abundant  | n/c            |
| River Otter      | common  | n/c            | common   | n/c            | common  | n/c             | common  | n/c            |
| Wolf             | abundant  | n/c            | abundant   | -              | common  | n/c             | scarce  |                |
| Wolverine        | scarce  | n/c            | scarce   | n/c            | scarce  | -               | scarce  |                |
| <b>Prey:</b>     |   |                |  |                |   |                 |   |                |
| Grouse           | scarce  | n/c            | common   | n/c            | common  | n/c             | scarce  | n/c            |
| Hare             | not present   |                | not present  | +              | common  | n/c             | scarce  | n/c            |
| Mice/Rodents     | abundant  | +              | abundant   | n/c            | abundant  | n/c             | common  | +              |
| Ptarmigan        | scarce  | n/c            | scarce   | -              | scarce  | n/c             | scarce  | n/c            |

Relative Abundance and trend of furbearer populations for Southcentral Alaska, 2006-07, as reported by trappers (n is the total number of trappers who provided information on abundance or trend; not all trappers provided information on every species). For trend, + indicates increase, - indicates decrease, and n/c indicates no change.

| Southcentral Alaska |  |                 |                                    |                 |  |                |                               |                 |
|---------------------|--|-----------------|------------------------------------|-----------------|--|----------------|-------------------------------|-----------------|
|                     | Copper River & Upper Susitna Basins<br>GMUs 11, 13 |                 | Lower Susitna Basin<br>GMUs 14, 16 |                 | Prince William Sound & North Gulf Coast<br>GMU 6 |                | Kenai Peninsula<br>GMUs 7, 15 |                 |
|                     | Relative Abundance<br>n = 47                       | Trend<br>n = 40 | Relative Abundance<br>n = 51       | Trend<br>n = 37 | Relative Abundance<br>n = 17                     | Trend<br>n = 7 | Relative Abundance<br>n = 31  | Trend<br>n = 25 |
| <b>Furbearers:</b>  |  |                 |                                    |                 |  |                |                               |                 |
| Arctic Fox          | not present  | n/c             | not present                        | n/c             | not present                                      | n/c            | not present                   | n/c             |
| Beaver              | common   | n/c             | common                             | n/c             | common   | n/c            | common                        | n/c             |
| Coyote              | common   | n/c             | common                             | n/c             | common   | n/c            | abundant                      | n/c             |
| Ermine              | abundant   | n/c             | common                             | n/c             | common   | n/c            | abundant                      | n/c             |
| Lynx                | common   | +               | scarce                             | n/c             | scarce   | n/c            | common                        | +               |
| Marten              | common   | n/c             | common                             | n/c             | common   | -              | common                        | n/c             |
| Mink                | common   | n/c             | common                             | n/c             | common   | -              | common                        | n/c             |
| Muskrat             | scarce   | n/c             | common                             | n/c             | scarce   | n/c            | common                        | n/c             |
| Red Fox             | common   | n/c             | common                             | n/c             | not present                                      | n/c            | scarce                        | n/c             |
| Red Squirrel        | abundant   | n/c             | abundant                           | n/c             | common   | +              | abundant                      | n/c             |
| River Otter         | common   | n/c             | common                             | n/c             | common   | n/c            | common                        | n/c             |
| Wolf                | common   | n/c             | scarce                             | -               | scarce   | +              | common                        | n/c             |
| Wolverine           | common   | n/c             | scarce                             | n/c             | scarce   | n/c            | scarce                        | n/c             |
| <b>Prey:</b>        |  |                 |                                    |                 |  |                |                               |                 |
| Grouse              | common   | n/c             | common                             | n/c             | common   | n/c            | common                        | n/c             |
| Hare                | abundant   | +               | abundant                           | +               | common   | n/c            | common                        | +               |
| Mice/Rodents        | abundant   | n/c             | abundant                           | n/c             | common   | -              | abundant                      | n/c             |
| Ptarmigan           | common   | n/c             | scarce                             | n/c             | common   | -              | scarce                        | n/c             |

Relative abundance and trend of furbearer populations for Interior Alaska, 2006–07, as reported by trappers (n is the total number of trappers who provided information on abundance or trend; not all trappers provided information on every species). For trend, + indicates increase, - indicates decrease, and n/c indicates no change.

| Interior Alaska |   |                 |                                    |                |  |                 |  |                 |                                 |                |
|-----------------|---|-----------------|------------------------------------|----------------|--|-----------------|--|-----------------|---------------------------------|----------------|
| Furbearers:     | Lower Tanana Basin<br>GMUs 20ABCDF, 25C |                 | Upper Tanana Basin<br>GMUs 12, 20E |                | Upper Kuskokwim,<br>Innoko & Nowitna<br>GMUs 19, 21A |                 | Middle Yukon &<br>Koyukuk<br>GMUs 21BCDE, 24 |                 | Upper Yukon Basin<br>GMUs 25ABD |                |
|                 | Relative<br>Abundance<br>n = 81         | Trend<br>n = 66 | Relative<br>Abundance<br>n = 2     | Trend<br>n = 1 | Relative<br>Abundance<br>n = 21                      | Trend<br>n = 18 | Relative<br>Abundance<br>n = 21              | Trend<br>n = 19 | Relative<br>Abundance<br>n = 8  | Trend<br>n = 7 |
| Arctic Fox      | not present                             | n/c             | not present                        |                | not present  | n/c             | not present                                  | n/c             | scarce                          | n/c            |
| Beaver          | common                                  | n/c             | common                             | n/c            | abundant   | n/c             | abundant                                     | n/c             | abundant                        | n/c            |
| Coyote          | common                                  | n/c             | scarce                             | n/c            | scarce   | n/c             | scarce                                       | n/c             | scarce                          | n/c            |
| Ermine          | common                                  | n/c             | common                             | n/c            | common   | n/c             | common                                       | n/c             | common                          | n/c            |
| Lynx            | common                                  | n/c             | scarce                             | n/c            | common   | n/c             | common                                       | n/c             | common                          | n/c            |
| Marten          | common                                  | n/c             | common                             | n/c            | abundant   | n/c             | abundant                                     | n/c             | scarce                          | n/c            |
| Mink            | common                                  | n/c             | scarce                             | n/c            | common   | n/c             | common                                       | +               | common                          | n/c            |
| Muskrat         | scarce                                  | n/c             | scarce                             | n/c            | scarce   | n/c             | scarce                                       | n/c             | common                          | n/c            |
| Red Fox         | common                                  | n/c             | common                             | n/c            | common   | -               | common                                       | -               | common                          | n/c            |
| Red Squirrel    | abundant                                | n/c             | abundant                           | n/c            | abundant   | n/c             | common                                       | n/c             | common                          | -              |
| River Otter     | scarce                                  | n/c             | common                             | n/c            | common   | n/c             | common                                       | n/c             | scarce                          | n/c            |
| Wolf            | common                                  | n/c             | common                             | n/c            | common   | -               | common                                       | n/c             | common                          | n/c            |
| Wolverine       | scarce                                  | n/c             | common                             | n/c            | common   | n/c             | common                                       | n/c             | scarce                          | n/c            |
| <b>Prey:</b>    |   |                 |                                    |                |  |                 |  |                 |                                 |                |
| Hare            | common                                  | n/c             | common                             | n/c            | common   | n/c             | abundant                                     | n/c             | scarce                          | -              |
| Grouse          | common                                  | +               | abundant                           | +              | common   | +               | common                                       | n/c             | abundant                        | +              |
| Ptarmigan       | common                                  | n/c             | not present                        |                | common   | n/c             | abundant                                     | n/c             | common                          | -              |
| Mice/Rodents    | scarce                                  | -               | common                             | n/c            | scarce   | -               | scarce                                       | -               | scarce                          | -              |

Relative abundance and trend of furbearer populations for Southwest and Arctic & Western Alaska, 2006–07, as reported by trappers (n is the total number of trappers who provided information on abundance or trend; not all trappers provided information on every species). For trend, + indicates increase, - indicates decrease, and n/c indicates no change.

|                    | Southwest Alaska                |                 |                                 |                |                                 |                 | Arctic & Western Alaska         |                |                                |                |                                    |                 |
|--------------------|---------------------------------|-----------------|---------------------------------|----------------|---------------------------------|-----------------|---------------------------------|----------------|--------------------------------|----------------|------------------------------------|-----------------|
|                    | Kodiak Archipelago<br>GMU 8     |                 | Alaska Peninsula<br>GMU 9       |                | Bristol Bay Area<br>GMU 17      |                 | Arctic<br>GMUs 23, 26           |                | Seward Peninsula<br>GMU 22     |                | Yukon Kuskokwim<br>Delta<br>GMU 18 |                 |
|                    | Relative<br>Abundance<br>n = 15 | Trend<br>n = 10 | Relative<br>Abundance<br>n = 12 | Trend<br>n = 9 | Relative<br>Abundance<br>n = 14 | Trend<br>n = 12 | Relative<br>Abundance<br>n = 10 | Trend<br>n = 8 | Relative<br>Abundance<br>n = 8 | Trend<br>n = 7 | Relative<br>Abundance<br>n = 17    | Trend<br>n = 13 |
| <b>Furbearers:</b> |                                 |                 |                                 |                |                                 |                 |                                 |                |                                |                |                                    |                 |
| Arctic Fox         | not present                     |                 | not present                     | n/c            | not present                     | n/c             | scarce                          | n/c            | scarce                         | +              | scarce                             | n/c             |
| Beaver             | common                          | n/c             | common                          | n/c            | abundant                        | n/c             | abundant                        | n/c            | abundant                       | n/c            | abundant                           | +               |
| Coyote             | not present                     |                 | common                          | n/c            | scarce                          | n/c             | not present                     | n/c            | scarce                         | -              | scarce                             | n/c             |
| Ermine             | common                          | n/c             | common                          | n/c            | common                          | n/c             | common                          | n/c            | common                         | n/c            | common                             | n/c             |
| Lynx               | scarce                          |                 | scarce                          | n/c            | scarce                          | n/c             | scarce                          | -              | common                         | n/c            | common                             | +               |
| Marten             | common                          | n/c             | scarce                          | n/c            | common                          | n/c             | common                          | +              | common                         | n/c            | scarce                             | n/c             |
| Mink               | common                          |                 | abundant                        | n/c            | abundant                        | +               | common                          | n/c            | common                         | n/c            | common                             | n/c             |
| Muskrat            | scarce                          | n/c             | scarce                          | n/c            | scarce                          | n/c             | scarce                          | -              | scarce                         | n/c            | abundant                           | n/c             |
| Red Fox            | not present                     | n/c             | abundant                        | +              | abundant                        | n/c             | abundant                        | n/c            | abundant                       | n/c            | abundant                           | n/c             |
| Red Squirrel       | abundant                        | +               | scarce                          | +              | abundant                        | n/c             | scarce                          | n/c            | common                         | +              | scarce                             | -               |
| River Otter        | common                          | n/c             | abundant                        | n/c            | abundant                        | n/c             | common                          | n/c            | common                         | n/c            | abundant                           | n/c             |
| Wolf               | abundant                        |                 | abundant                        | +              | abundant                        | +               | abundant                        | -              | common                         | +              | common                             | n/c             |
| Wolverine          | scarce                          |                 | common                          | n/c            | common                          | n/c             | scarce                          | n/c            | common                         | n/c            | common                             | -               |
| <b>Prey:</b>       |                                 |                 |                                 |                |                                 |                 |                                 |                |                                |                |                                    |                 |
| Grouse             | common                          | n/c             | common                          | n/c            | abundant                        | n/c             | scarce                          | n/c            | scarce                         | -              | scarce                             | n/c             |
| Hare               | not present                     | +               | common                          | n/c            | abundant                        | +               | common                          | n/c            | abundant                       | +              | common                             | n/c             |
| Mice/Rodents       | abundant                        | n/c             | abundant                        | +              | abundant                        | +               | abundant                        | +              | common                         | n/c            | common                             | +               |
| Ptarmigan          | scarce                          | n/c             | scarce                          | n/c            | abundant                        | n/c             | common                          | +              | common                         | -              | abundant                           | n/c             |



Relative abundance and trend of furbearer populations by region and statewide for 2006–07, as reported by trappers (n is the total number of trappers who provided information on abundance or trend; not all trappers provided information on every species). For trend, + indicates increase, - indicates decrease, and n/c indicates no change.

|                    | Southeast                    |                 | Southcentral                  |                 | Southwest                    |                 | Interior                      |                 | Arctic & Western              |                  |
|--------------------|------------------------------|-----------------|-------------------------------|-----------------|------------------------------|-----------------|-------------------------------|-----------------|-------------------------------|------------------|
| <b>Furbearers:</b> | Relative Abundance<br>n = 59 | Trend<br>n = 34 | Relative Abundance<br>n = 125 | Trend<br>n = 80 | Relative Abundance<br>n = 34 | Trend<br>n = 18 | Relative Abundance<br>n = 118 | Trend<br>n = 71 | Relative Abundance<br>n = 320 | Trend<br>n = 186 |
| Arctic Fox         | common                       | n/c             | abundant                      | n/c             | common                       | n/c             | abundant                      | n/c             | scarce                        | n/c              |
| Beaver             | common                       | n/c             | common                        | n/c             | common                       | n/c             | common                        | n/c             | abundant                      | +                |
| Coyote             | scarce                       | n/c             | common                        | n/c             | scarce                       | n/c             | scarce                        | n/c             | scarce                        | n/c              |
| Ermine             | common                       | n/c             | common                        | n/c             | common                       | n/c             | common                        | n/c             | common                        | n/c              |
| Lynx               | scarce                       | n/c             | common                        | +               | scarce                       | n/c             | common                        | n/c             | common                        | n/c              |
| Marten             | common                       | n/c             | common                        | n/c             | common                       | n/c             | common                        | n/c             | common                        | n/c              |
| Mink               | abundant                     | n/c             | common                        | n/c             | common                       | n/c             | common                        | n/c             | common                        | n/c              |
| Muskrat            | scarce                       | n/c             | common                        | n/c             | scarce                       | n/c             | scarce                        | n/c             | common                        | n/c              |
| Red Fox            | scarce                       | n/c             | common                        | n/c             | abundant                     | n/c             | common                        | n/c             | abundant                      | n/c              |
| Red Squirrel       | abundant                     | n/c             | abundant                      | n/c             | common                       | +               | abundant                      | n/c             | common                        | n/c              |
| River Otter        | common                       | n/c             | common                        | n/c             | abundant                     | n/c             | common                        | n/c             | common                        | n/c              |
| Wolf               | common                       | n/c             | common                        | n/c             | common                       | +               | common                        | n/c             | common                        | n/c              |
| Wolverine          | scarce                       | n/c             | scarce                        | n/c             | common                       | n/c             | scarce                        | n/c             | common                        | n/c              |
| <b>Prey:</b>       |                              |                 |                               |                 |                              |                 |                               |                 |                               |                  |
| Grouse             | scarce                       | n/c             | common                        | n/c             | common                       | n/c             | common                        | n/c             | scarce                        | n/c              |
| Hare               | scarce                       | n/c             | abundant                      | +               | abundant                     | +               | common                        | +               | common                        | +                |
| Mice/Rodents       | abundant                     | +               | abundant                      | n/c             | abundant                     | n/c             | common                        | n/c             | abundant                      | n/c              |
| Ptarmigan          | scarce                       | n/c             | common                        | n/c             | common                       | n/c             | scarce                        | -               | common                        | n/c              |

# FURBEARER HARVEST REPORT

Only 4 of the 14 species defined as furbearers are required to be sealed throughout Alaska; lynx, otter, wolf, and wolverine. Marten and beaver are required to be sealed in some units but not statewide. Consequently, information on the numbers, distribution, and harvest of many furbearers is limited. The following tables give the numbers of each species harvested in each GMU subunit as reported on the 2006–07 Trapper Questionnaire Harvest Report. Z means there are no subunits or none was specified.

| Region                 | Subunit    | n        | Arcctic Fox | Beaver     | Coyote     | Ermine (Weasel) | Lynx        | Marten     | Mink       | Muskrat    | Red Fox    | Red Squirrel | River Otter | Wolf      | Wolverine |
|------------------------|------------|----------|-------------|------------|------------|-----------------|-------------|------------|------------|------------|------------|--------------|-------------|-----------|-----------|
| Southeast              | 01A        | 6        | 0           | 10         | 0          | 71              | 0           | 266        | 80         | 0          | 0          | 21           | 23          | 16        | 5         |
|                        | 01B        | 3        | 0           | 0          | 0          | 7               | 0           | 67         | 25         | 0          | 0          | 0            | 8           | 0         | 1         |
|                        | 01C        | 18       | 0           | 0          | 5          | 65              | 0           | 321        | 118        | 0          | 0          | 4            | 27          | 5         | 3         |
|                        | 01D        | 5        | 0           | 3          | 1          | 2               | 1           | 53         | 18         | 0          | 2          | 34           | 8           | 0         | 0         |
|                        | 01Z        | 1        | 0           | 0          | 0          | 0               | 0           | 1          | 12         | 0          | 0          | 0            | 0           | 0         | 0         |
|                        | 02Z        | 11       | 0           | 24         | 0          | 13              | 0           | 254        | 199        | 0          | 0          | 0            | 28          | 25        | 0         |
|                        | 03Z        | 5        | 0           | 10         | 0          | 11              | 0           | 29         | 12         | 0          | 0          | 0            | 26          | 8         | 0         |
|                        | 04Z        | 29       | 0           | 0          | 0          | 1               | 0           | 988        | 203        | 0          | 0          | 2            | 24          | 0         | 0         |
|                        | 05A        | 2        | 0           | 1          | 0          | 0               | 0           | 16         | 4          | 0          | 0          | 2            | 0           | 2         | 0         |
|                        | 05Z        | 3        | 0           | 0          | 0          | 0               | 1           | 65         | 7          | 0          | 0          | 0            | 0           | 2         | 1         |
| Unk                    | 1          | 0        | 0           | 0          | 0          | 0               | 290         | 0          | 0          | 0          | 0          | 0            | 0           | 0         |           |
| <b>Region 1 Totals</b> | <b>84</b>  | <b>0</b> | <b>48</b>   | <b>6</b>   | <b>170</b> | <b>2</b>        | <b>2350</b> | <b>678</b> | <b>0</b>   | <b>2</b>   | <b>63</b>  | <b>144</b>   | <b>58</b>   | <b>10</b> |           |
| Southcentral           | 06B        | 1        | 0           | 3          | 1          | 15              | 0           | 50         | 10         | 2          | 0          | 0            | 0           | 1         | 4         |
|                        | 06C        | 10       | 0           | 26         | 11         | 17              | 0           | 24         | 31         | 19         | 0          | 4            | 12          | 1         | 4         |
|                        | 06D        | 6        | 0           | 0          | 1          | 10              | 0           | 24         | 24         | 0          | 0          | 0            | 46          | 0         | 5         |
|                        | 06Z        | 5        | 0           | 18         | 0          | 24              | 0           | 74         | 41         | 0          | 0          | 7            | 15          | 1         | 5         |
|                        | 07Z        | 16       | 0           | 7          | 3          | 18              | 0           | 75         | 18         | 12         | 0          | 6            | 2           | 2         | 6         |
|                        | 11Z        | 5        | 0           | 19         | 3          | 43              | 63          | 143        | 8          | 1          | 9          | 1            | 3           | 8         | 4         |
|                        | 13A        | 11       | 0           | 6          | 5          | 17              | 18          | 170        | 18         | 1          | 48         | 14           | 2           | 9         | 7         |
|                        | 13B        | 4        | 0           | 43         | 10         | 23              | 41          | 132        | 59         | 23         | 32         | 0            | 3           | 20        | 0         |
|                        | 13C        | 8        | 0           | 28         | 1          | 61              | 76          | 168        | 63         | 18         | 15         | 55           | 4           | 6         | 5         |
|                        | 13D        | 13       | 0           | 78         | 22         | 64              | 28          | 167        | 64         | 23         | 19         | 65           | 4           | 6         | 3         |
|                        | 13E        | 10       | 0           | 47         | 4          | 18              | 1           | 67         | 2          | 6          | 18         | 16           | 0           | 1         | 1         |
|                        | 13Z        | 15       | 0           | 24         | 4          | 31              | 39          | 101        | 34         | 13         | 29         | 18           | 3           | 1         | 2         |
|                        | 14A        | 23       | 0           | 24         | 29         | 11              | 0           | 62         | 26         | 198        | 26         | 14           | 10          | 0         | 3         |
|                        | 14B        | 8        | 0           | 17         | 12         | 3               | 0           | 31         | 9          | 36         | 16         | 17           | 2           | 1         | 3         |
|                        | 14C        | 5        | 0           | 4          | 1          | 1               | 0           | 12         | 0          | 1          | 5          | 16           | 1           | 0         | 3         |
|                        | 14Z        | 6        | 0           | 31         | 1          | 0               | 0           | 6          | 2          | 21         | 6          | 0            | 6           | 0         | 0         |
|                        | 15A        | 9        | 0           | 16         | 19         | 13              | 1           | 18         | 5          | 16         | 0          | 3            | 4           | 1         | 0         |
| 15B                    | 4          | 0        | 7           | 15         | 6          | 0               | 0           | 15         | 6          | 0          | 0          | 3            | 5           | 1         |           |
| 15C                    | 5          | 0        | 7           | 6          | 28         | 0               | 0           | 22         | 0          | 0          | 0          | 2            | 4           | 1         |           |
| 15Z                    | 4          | 0        | 0           | 2          | 26         | 0               | 0           | 8          | 2          | 0          | 0          | 3            | 0           | 0         |           |
| 16A                    | 14         | 0        | 169         | 3          | 19         | 0               | 166         | 6          | 3          | 12         | 9          | 1            | 0           | 0         |           |
| 16B                    | 16         | 0        | 34          | 4          | 19         | 0               | 304         | 7          | 4          | 0          | 0          | 14           | 0           | 3         |           |
| Southwest              | 08Z        | 21       | 0           | 23         | 0          | 40              | 0           | 7          | 0          | 3          | 183        | 0            | 75          | 0         | 0         |
|                        | 09B        | 7        | 0           | 49         | 6          | 3               | 4           | 20         | 43         | 21         | 79         | 0            | 23          | 17        | 12        |
|                        | 09C        | 5        | 0           | 58         | 9          | 2               | 4           | 1          | 108        | 6          | 143        | 0            | 40          | 21        | 3         |
|                        | 09D        | 1        | 0           | 0          | 0          | 0               | 0           | 0          | 0          | 0          | 0          | 0            | 10          | 0         | 0         |
|                        | 09E        | 3        | 0           | 12         | 0          | 0               | 5           | 0          | 5          | 0          | 5          | 0            | 2           | 0         | 1         |
|                        | 09Z        | 1        | 0           | 6          | 0          | 0               | 0           | 0          | 6          | 1          | 6          | 0            | 5           | 0         | 0         |
|                        | 17B        | 4        | 0           | 0          | 0          | 1               | 0           | 47         | 0          | 0          | 26         | 0            | 3           | 4         | 4         |
|                        | 17C        | 8        | 0           | 51         | 1          | 3               | 2           | 115        | 18         | 5          | 58         | 0            | 39          | 9         | 12        |
|                        | 17Z        | 3        | 0           | 53         | 1          | 2               | 0           | 129        | 25         | 2          | 55         | 0            | 19          | 3         | 1         |
| <b>Region 2 Totals</b> | <b>251</b> | <b>0</b> | <b>860</b>  | <b>174</b> | <b>518</b> | <b>282</b>      | <b>2113</b> | <b>677</b> | <b>443</b> | <b>790</b> | <b>245</b> | <b>356</b>   | <b>121</b>  | <b>93</b> |           |

| Region                 | Subunit    | n        | Arctic Fox  | Beaver     | Coyote     | Ermine (Weasel) | Lynx         | Marten      | Mink       | Muskrat     | Red Fox    | Red Squirrel | River Otter | Wolf       | Wolverine |
|------------------------|------------|----------|-------------|------------|------------|-----------------|--------------|-------------|------------|-------------|------------|--------------|-------------|------------|-----------|
| Interior               | 12Z        | 22       | 0           | 19         | 11         | 34              | 171          | 669         | 38         | 118         | 52         | 46           | 4           | 11         | 3         |
|                        | 19A        | 7        | 0           | 8          | 0          | 1               | 1            | 310         | 0          | 0           | 25         | 0            | 3           | 4          | 17        |
|                        | 19B        | 5        | 0           | 0          | 0          | 0               | 0            | 34          | 2          | 0           | 3          | 0            | 0           | 0          | 8         |
|                        | 19C        | 6        | 0           | 7          | 0          | 12              | 39           | 83          | 3          | 0           | 16         | 0            | 4           | 2          | 8         |
|                        | 19D        | 7        | 0           | 10         | 0          | 15              | 4            | 500         | 8          | 0           | 0          | 0            | 4           | 11         | 3         |
|                        | 20A        | 19       | 0           | 32         | 27         | 14              | 73           | 104         | 118        | 2           | 22         | 0            | 20          | 23         | 1         |
|                        | 20B        | 54       | 0           | 171        | 17         | 60              | 68           | 563         | 65         | 20          | 62         | 85           | 12          | 18         | 15        |
|                        | 20C        | 13       | 0           | 3          | 0          | 11              | 69           | 442         | 25         | 0           | 11         | 0            | 2           | 12         | 5         |
|                        | 20D        | 11       | 0           | 4          | 20         | 21              | 16           | 147         | 8          | 0           | 40         | 43           | 0           | 22         | 7         |
|                        | 20E        | 8        | 0           | 0          | 0          | 1               | 8            | 243         | 4          | 0           | 8          | 3            | 0           | 11         | 5         |
|                        | 20F        | 6        | 0           | 0          | 0          | 0               | 31           | 101         | 2          | 0           | 3          | 0            | 0           | 2          | 2         |
|                        | 20Z        | 6        | 0           | 26         | 4          | 3               | 6            | 40          | 20         | 0           | 6          | 0            | 0           | 1          | 0         |
|                        | 21A        | 4        | 0           | 39         | 0          | 9               | 37           | 479         | 19         | 6           | 2          | 0            | 0           | 2          | 4         |
|                        | 21B        | 1        | 0           | 12         | 0          | 0               | 0            | 35          | 9          | 2           | 0          | 0            | 6           | 0          | 2         |
|                        | 21C        | 1        | 0           | 0          | 0          | 0               | 0            | 5           | 1          | 0           | 0          | 0            | 0           | 0          | 1         |
|                        | 21D        | 14       | 0           | 65         | 0          | 10              | 7            | 927         | 17         | 1           | 4          | 18           | 0           | 2          | 4         |
|                        | 21E        | 5        | 0           | 59         | 0          | 1               | 1            | 444         | 3          | 41          | 3          | 0            | 4           | 0          | 7         |
|                        | 24A        | 1        | 0           | 0          | 0          | 6               | 0            | 4           | 0          | 0           | 1          | 2            | 0           | 6          | 0         |
|                        | 24B        | 2        | 0           | 16         | 0          | 2               | 5            | 17          | 1          | 0           | 1          | 0            | 1           | 2          | 2         |
|                        | 24Z        | 3        | 0           | 12         | 0          | 11              | 3            | 35          | 0          | 0           | 8          | 15           | 3           | 1          | 2         |
|                        | 25A        | 2        | 0           | 0          | 0          | 0               | 3            | 98          | 1          | 0           | 0          | 0            | 0           | 0          | 1         |
|                        | 25B        | 1        | 0           | 0          | 0          | 0               | 5            | 10          | 0          | 0           | 0          | 0            | 0           | 0          | 0         |
|                        | 25C        | 4        | 0           | 0          | 0          | 5               | 11           | 45          | 4          | 0           | 4          | 10           | 1           | 3          | 1         |
| 25D                    | 9          | 0        | 9           | 0          | 15         | 142             | 197          | 45          | 57         | 15          | 5          | 1            | 5           | 2          |           |
| Unk                    | 1          | 0        | 4           | 0          | 0          | 113             | 80           | 0           | 3          | 12          | 0          | 0            | 20          | 6          |           |
| <b>Region 3 Totals</b> | <b>212</b> | <b>0</b> | <b>496</b>  | <b>79</b>  | <b>231</b> | <b>813</b>      | <b>5612</b>  | <b>393</b>  | <b>250</b> | <b>298</b>  | <b>227</b> | <b>65</b>    | <b>158</b>  | <b>106</b> |           |
| Arctic & Western       | 18Z        | 19       | 0           | 215        | 1          | 6               | 81           | 23          | 26         | 273         | 212        | 1            | 83          | 14         | 1         |
|                        | 22A        | 2        | 0           | 3          | 0          | 5               | 14           | 81          | 12         | 0           | 28         | 0            | 3           | 1          | 3         |
|                        | 22B        | 5        | 0           | 14         | 0          | 7               | 38           | 13          | 1          | 1           | 19         | 4            | 2           | 1          | 4         |
|                        | 22C        | 6        | 1           | 35         | 0          | 0               | 0            | 0           | 0          | 0           | 18         | 0            | 0           | 0          | 8         |
|                        | 22D        | 1        | 0           | 6          | 0          | 0               | 0            | 0           | 0          | 0           | 0          | 0            | 0           | 0          | 0         |
|                        | 22E        | 1        | 0           | 0          | 0          | 0               | 0            | 0           | 0          | 0           | 6          | 0            | 0           | 1          | 0         |
|                        | 23Z        | 11       | 1           | 15         | 0          | 14              | 23           | 174         | 2          | 0           | 86         | 4            | 9           | 9          | 13        |
|                        | 26A        | 1        | 1           | 0          | 0          | 0               | 0            | 0           | 0          | 0           | 0          | 0            | 0           | 0          | 0         |
| <b>Region 5 Totals</b> | <b>46</b>  | <b>3</b> | <b>288</b>  | <b>1</b>   | <b>32</b>  | <b>156</b>      | <b>291</b>   | <b>41</b>   | <b>274</b> | <b>369</b>  | <b>9</b>   | <b>97</b>    | <b>26</b>   | <b>29</b>  |           |
| <b>Statewide Total</b> | <b>593</b> | <b>3</b> | <b>1692</b> | <b>260</b> | <b>951</b> | <b>1253</b>     | <b>10366</b> | <b>1789</b> | <b>967</b> | <b>1459</b> | <b>544</b> | <b>662</b>   | <b>363</b>  | <b>238</b> |           |

It would be helpful to know what proportion of the total harvest the questionnaire numbers represent. For species that require sealing, the number sealed represents our best information about the statewide harvest. The table below gives the harvest totals reported on the questionnaire as a percentage of the total number sealed. Assuming the proportions for species that are not required to be sealed also fall within the ranges observed below, the totals reported above represent roughly 1/3 to almost 1/2 of the statewide harvest.

| Region           | Beaver | Lynx | Marten | Otter | Wolf | Wolverine | Average |
|------------------|--------|------|--------|-------|------|-----------|---------|
| Southeast        | 46%    | 100% | 51%    | 40%   | 41%  | 63%       | 57%     |
| Southcentral     |        | 61%  |        | 44%   | 30%  | 45%       | 45%     |
| Southwest        |        | 44%  |        | 56%   | 33%  | 46%       | 45%     |
| Interior         |        | 28%  |        | 53%   | 29%  | 41%       | 38%     |
| Arctic & Western |        | 74%  |        | 38%   | 26%  | 45%       | 46%     |
| Statewide        |        | 35%  |        | 46%   | 31%  | 44%       |         |

## FURBEARER SEALING RECORDS SUMMARY

Sealing refers to the placement of an official marker or locking tag (seal) by an authorized department representative on an animal hide and/or skull. The sealing process may also involve recording biological information about the animal and the conditions under it was taken, taking measurements, and collecting biological samples. Lynx, river otter, wolf and wolverine are required to be sealed statewide; marten and beaver only in certain Game Management Units. The harvest totals reported below are based on fur sealing records. Numbers reported here may differ from those in previous reports because additional sealing forms have been turned in.

| Species   | Region                   | Reported Harvest from Sealing Records |             |             |             |             |             |
|-----------|--------------------------|---------------------------------------|-------------|-------------|-------------|-------------|-------------|
|           |                          | 2001-02                               | 2002-03     | 2003-04     | 2004-05     | 2005-06     | 2006-07     |
| Beaver*   | Southeast                | 366                                   | 304         | 443         | 343         | 290         | 104         |
|           | Southcentral & Southwest | 1060                                  | 1797        | 1099        | 1126        | 1402        | 1078        |
|           | Interior                 | 1390                                  | 170         | 134         | 14          | 91          | 57          |
|           | Arctic & Western         | 77                                    | 78          | 48          | 85          | 76          | 109         |
|           | <b>Total Beaver</b>      | <b>2893</b>                           | <b>2349</b> | <b>1724</b> | <b>1568</b> | <b>1859</b> | <b>1348</b> |
| Lynx      | Southeast                | 6                                     | 5           | 0           | 3           | 1           | 2           |
|           | Southcentral & Southwest | 427                                   | 137         | 150         | 150         | 242         | 471         |
|           | Interior                 | 1748                                  | 752         | 764         | 1124        | 1767        | 2919        |
|           | Arctic & Western         | 184                                   | 164         | 174         | 243         | 243         | 211         |
|           | <b>Total Lynx</b>        | <b>2365</b>                           | <b>1058</b> | <b>1088</b> | <b>1520</b> | <b>2253</b> | <b>3603</b> |
| Marten**  | Southeast                | 2354                                  | 2570        | 2742        | 3697        | 3933        | 4623        |
|           | Southcentral & Southwest | 1367                                  | 761         | 1264        | 1180        | 1972        | 1438        |
|           | Interior                 | 13                                    | 0           | 1           | 0           | 0           | 2           |
|           | Arctic & Western         | 1                                     | 0           | 0           | 1           | 0           | 0           |
|           | <b>Total Marten</b>      | <b>3735</b>                           | <b>3331</b> | <b>4007</b> | <b>4878</b> | <b>5905</b> | <b>6063</b> |
| Otter     | Southeast                | 650                                   | 926         | 809         | 1061        | 958         | 363         |
|           | Southcentral & Southwest | 516                                   | 653         | 724         | 983         | 890         | 706         |
|           | Interior                 | 112                                   | 125         | 153         | 157         | 153         | 123         |
|           | Arctic & Western         | 131                                   | 378         | 350         | 435         | 421         | 257         |
|           | <b>Total Otter</b>       | <b>1409</b>                           | <b>2082</b> | <b>2036</b> | <b>2636</b> | <b>2422</b> | <b>1449</b> |
| Wolf      | Southeast                | 200                                   | 208         | 134         | 162         | 156         | 143         |
|           | Southcentral & Southwest | 597                                   | 363         | 657         | 508         | 471         | 393         |
|           | Interior                 | 807                                   | 668         | 582         | 638         | 554         | 546         |
|           | Arctic & Western         | 207                                   | 141         | 177         | 250         | 173         | 99          |
|           | <b>Total Wolf</b>        | <b>1811</b>                           | <b>1380</b> | <b>1550</b> | <b>1558</b> | <b>1354</b> | <b>1181</b> |
| Wolverine | Southeast                | 27                                    | 27          | 21          | 18          | 13          | 16          |
|           | Southcentral & Southwest | 205                                   | 99          | 273         | 232         | 217         | 205         |
|           | Interior                 | 247                                   | 239         | 224         | 265         | 271         | 257         |
|           | Arctic & Western         | 101                                   | 100         | 159         | 105         | 120         | 65          |
|           | <b>Total Wolverine</b>   | <b>580</b>                            | <b>465</b>  | <b>677</b>  | <b>620</b>  | <b>621</b>  | <b>543</b>  |

\*Beaver are required to be sealed in Units 1-11 and 13-17.

\*\*Marten are required to be sealed in Game Management Units 1-7 and 14-16.

## WOLF HARVEST METHODS

The following table is compiled from mandatory wolf-sealing certificates. The Other category includes wolves taken under same-day airborne predator control programs.

| Season  | Region       | Ground Shooting | Trapping   | Snaring    | Other or Unknown | Total Wolves Sealed |
|---------|--------------|-----------------|------------|------------|------------------|---------------------|
| 2000-01 | Southeast    | 53              | 98         | 66         | 2                | 219                 |
|         | Southcentral | 264             | 147        | 155        | 16               | 582                 |
|         | Interior     | 232             | 196        | 383        | 31               | 842                 |
|         | Arctic       | 152             | 13         | 7          | 14               | 186                 |
|         | <b>Total</b> | <b>701</b>      | <b>454</b> | <b>611</b> | <b>63</b>        | <b>1829</b>         |
| 2001-02 | Southeast    | 48              | 106        | 42         | 4                | 200                 |
|         | Southcentral | 261             | 157        | 174        | 5                | 597                 |
|         | Interior     | 179             | 245        | 344        | 39               | 807                 |
|         | Arctic       | 126             | 24         | 43         | 14               | 207                 |
|         | <b>Total</b> | <b>614</b>      | <b>532</b> | <b>603</b> | <b>62</b>        | <b>1811</b>         |
| 2002-03 | Southeast    | 63              | 113        | 28         | 4                | 208                 |
|         | Southcentral | 173             | 95         | 93         | 2                | 363                 |
|         | Interior     | 168             | 175        | 310        | 15               | 668                 |
|         | Arctic       | 106             | 19         | 7          | 9                | 141                 |
|         | <b>Total</b> | <b>510</b>      | <b>402</b> | <b>438</b> | <b>30</b>        | <b>1380</b>         |
| 2003-04 | Southeast    | 44              | 51         | 39         | 0                | 134                 |
|         | Southcentral | 272             | 136        | 114        | 135              | 657                 |
|         | Interior     | 131             | 153        | 261        | 37               | 582                 |
|         | Arctic       | 125             | 12         | 32         | 8                | 177                 |
|         | <b>Total</b> | <b>572</b>      | <b>352</b> | <b>446</b> | <b>180</b>       | <b>1550</b>         |
| 2004-05 | Southeast    | 39              | 62         | 60         | 1                | 162                 |
|         | Southcentral | 154             | 88         | 91         | 175              | 508                 |
|         | Interior     | 137             | 136        | 232        | 133              | 638                 |
|         | Arctic       | 155             | 64         | 15         | 16               | 250                 |
|         | <b>Total</b> | <b>485</b>      | <b>350</b> | <b>398</b> | <b>325</b>       | <b>1558</b>         |
| 2005-06 | Southeast    | 56              | 57         | 43         | 0                | 156                 |
|         | Southcentral | 193             | 93         | 96         | 89               | 471                 |
|         | Interior     | 122             | 129        | 224        | 79               | 554                 |
|         | Arctic       | 116             | 15         | 33         | 9                | 173                 |
|         | <b>Total</b> | <b>487</b>      | <b>294</b> | <b>396</b> | <b>177</b>       | <b>1354</b>         |
| 2006-07 | Southeast    | 25              | 38         | 15         | 65               | 143                 |
|         | Southcentral | 170             | 70         | 83         | 70               | 393                 |
|         | Interior     | 112             | 151        | 244        | 39               | 546                 |
|         | Arctic       | 55              | 14         | 16         | 14               | 99                  |
|         | <b>Total</b> | <b>362</b>      | <b>273</b> | <b>358</b> | <b>188</b>       | <b>1181</b>         |

## FUR ACQUISITION AND EXPORT

The following table summarizes data from the “Report of Acquisition of Furs and Hides” filled out by Alaska fur buyers (dealers) and the “Raw Fur Skin Export Permit” (the blue card everyone must fill out when sending raw furs out of state). Only Raw Fur Skin Export Permits that were filled out by individuals (not dealers) were included to avoid the possibility of furs being counted twice. These reports are a general indicator of harvest trends but are not actual records of the number of furbearers harvested in a trapping season. Both reports may include furs harvested in previous years, and many trappers keep their furs for tanning and use at home. In addition, some people may not fill out the required forms. If you want more information about fur harvest trends, contact your regional or statewide furbearer biologist.

### 2003–2006 Fur Acquisition and Export

|                    | 2003–04       |               | 2004–05      |              | 2005–06      |               | 2006–07      |              |
|--------------------|---------------|---------------|--------------|--------------|--------------|---------------|--------------|--------------|
|                    | Exported      | Acquired      | Exported     | Acquired     | Exported     | Acquired      | Exported     | Acquired     |
| Beaver             | 830           | 350           | 891          | 323          | 832          | 411           | 392          | 230          |
| Coyote             | 69            | 58            | 47           | 21           | 121          | 78            | 62           | 20           |
| Fox, Blue          | 6             | 0             | 2            | 0            | 0            | 0             | 1            | 0            |
| Fox, White         | 16            | 0             | 38           | 1            | 22           | 8             | 9            | 0            |
| Fox, Cross         | 114           | 57            | 88           | 42           | 114          | 68            | 55           | 14           |
| Fox, Red           | 951           | 639           | 1,340        | 182          | 603          | 444           | 300          | 104          |
| Fox, Silver        | 33            | 5             | 22           | 2            | 52           | 35            | 31           | 0            |
| Lynx               | 260           | 473           | 118          | 586          | 214          | 1,324         | 242          | 217          |
| Marten             | 5,858         | 9,824         | 3,341        | 4,449        | 4,655        | 13,088        | 2,364        | 3,456        |
| Mink               | 1,044         | 677           | 498          | 496          | 927          | 1,224         | 571          | 321          |
| Muskrat            | 1,074         | 163           | 200          | 283          | 300          | 435           | 245          | 395          |
| Otter, Land        | 1,288         | 822           | 534          | 397          | 656          | 1,066         | 282          | 114          |
| Red Squirrel       | 157           | 73            | 14           | 51           | 64           | 402           | 19           | 141          |
| Weasel             | 184           | 120           | 73           | 448          | 158          | 262           | 81           | 166          |
| Wolf               | 195           | 122           | 164          | 66           | 205          | 76            | 89           | 4            |
| Wolverine          | 111           | 120           | 65           | 70           | 96           | 61            | 58           | 7            |
| Other              | 245           | 0             | 82           | 0            | 68           | 11            | 47           | 0            |
| <b>Grand Total</b> | <b>12,435</b> | <b>13,503</b> | <b>7,517</b> | <b>7,417</b> | <b>9,087</b> | <b>18,993</b> | <b>4,848</b> | <b>5,189</b> |

# COMMERCIAL TRANSACTIONS INVOLVING FURS

## Average Prices Paid for Raw Furs

Prices from the two major fur auction houses (North American Fur Auction and Fur Harvesters Auction Inc.) were averaged to produce the 2006-07 prices in this table. Top prices were also from fur auctions. In previous years, prices were obtained from several Alaska fur dealers, except values for mink, muskrat, squirrels, and weasels were from fur auctions.

| Species     | Average Price |          |          |          |          | Top Price |
|-------------|---------------|----------|----------|----------|----------|-----------|
|             | 2002-03       | 2003-04  | 2004-05  | 2005-06  | 2006-07  | 2006-07   |
| Beaver      | \$28.25       | \$24.00  | \$19.22  | \$26.81  | \$20.71  | \$260.00  |
| Coyote      | \$29.23       | \$45.00  | \$34.07  | \$40.45  | \$43.67  | \$280.00  |
| Fox         | \$30.51       | \$26.83  | \$19.41  | \$20.73  | \$23.10  | \$70.00   |
| Lynx        | \$134.39      | \$100.67 | \$128.85 | \$135.20 | \$126.34 | \$320.00  |
| Marten      | \$39.07       | \$37.50  | \$48.02  | \$77.33  | \$56.93  | \$150.00  |
| Mink (wild) | \$14.46       | \$14.33  | \$14.52  | \$24.08  | \$17.84  | \$37.00   |
| Muskrat     | \$1.45        | \$1.62   | \$2.56   | \$6.49   | \$5.00   | \$10.90   |
| River Otter | \$102.29      | \$99.00  | \$100.49 | \$103.00 | \$58.69  | \$110.00  |
| Squirrel    | \$0.93        | N/A      | \$0.85   | \$1.65   | \$1.31   | \$2.00    |
| Weasel      | \$2.07        | N/A      | \$3.15   | \$6.83   | \$7.55   | \$12.50   |
| Wolf        | \$270.63      | \$214.00 | \$93.17  | \$83.01  | \$121.38 | \$420.00  |
| Wolverine   | \$243.54      | \$233.33 | \$130.26 | \$155.02 | \$220.80 | \$410.00  |

## Fur Value

The following table summarizes the total estimated value of furs trapped during the 2006-07 trapping season. This table is intended to provide an estimate of fur values in Alaska and does not represent fur revenue. Average fur auction prices were used to calculate fur value. The number of furs was taken from sealing records for beaver, lynx, marten, river otter, wolf, and wolverine. The number of furs for the remaining species was calculated by adding the number of furs acquired by dealers plus the number of furs exported by hunters and trappers. All species of foxes were added together for this table.

| 2006-07 Fur Value in Alaska |              |                              |                       |
|-----------------------------|--------------|------------------------------|-----------------------|
| Species                     | Total Number | Average Price Paid in Alaska | Total Estimated Value |
| Beaver                      | 1,348        | \$20.71                      | \$27,919.33           |
| Coyote                      | 82           | \$43.67                      | \$3,580.94            |
| Fox                         | 514          | \$23.10                      | \$11,873.40           |
| Lynx                        | 3,603        | \$126.34                     | \$455,212.03          |
| Marten                      | 6,063        | \$56.93                      | \$345,146.38          |
| Mink                        | 892          | \$17.84                      | \$15,911.05           |
| Muskrat                     | 640          | \$5.00                       | \$3,198.72            |
| River Otter                 | 1,449        | \$58.69                      | \$85,036.98           |
| Squirrel                    | 160          | \$1.31                       | \$210.13              |
| Weasel                      | 247          | \$7.55                       | \$1,864.85            |
| Wolf                        | 1,181        | \$121.38                     | \$143,352.73          |
| Wolverine                   | 543          | \$220.80                     | \$119,891.69          |
| <b>Total</b>                |              |                              | <b>\$1,213,198.23</b> |

## FUR SEALING REQUIREMENTS

Lynx, river otter, wolf, or wolverine taken anywhere in the state, marten in Game Management Units 1-7 and 14-16, and beaver taken in Units 1-11 and 13-17 must be sealed by an authorized department representative. If you ship furs to a buyer or auction house out of state, they must be sealed before you ship them.

All raw skins of wild furbearers shipped from Alaska must have a Raw Fur Export Permit (blue shipping tag) attached to the shipment. The Fur Export Report (a postage-paid postcard attached to the permit) must also be completed and mailed to the Alaska Department of Fish and Game. The U.S. Post Office Domestic Mail Manual Regulation 124.65 also requires compliance with this regulation. This 2-part form is free from any Alaska Department of Fish and Game office or authorized fur sealer.

If there is no authorized fur sealer near you, contact the nearest office of the Alaska Department of Fish and Game. A list of area biologists is on the next page. We can help you make arrangements to seal your furs. If you or someone you know wants to become a fur sealer, contact one of the following Regional Fur Sealing Officers.

### Southeast Region

Chris Frary  
Alaska Department of Fish and Game  
P.O. Box 110024  
Juneau, AK 99811-0024  
(907) 465-4265

### Southcentral/Southwestern Region

Joey Lindberg  
Alaska Department of Fish and Game  
333 Raspberry Rd.  
Anchorage, AK 99518  
(907) 267-2257

### Interior Region

Jackie Kephart  
Alaska Department of Fish and Game  
1300 College Road  
Fairbanks, AK 99701  
(907) 459-7205

### Arctic/Western Region

Karen Mitchell  
Alaska Department of Fish and Game  
P.O. Box 1148  
Nome, AK 99762  
(907) 443-2271



# AREA BIOLOGISTS AND GAME MANAGEMENT UNITS

|  |  |   |
|--|--|---|
| <p><b>GMU 1A, 2</b> <span style="float: right;"><i>Region 1</i></span><br/>                     Boyd Porter<br/>                     2030 Sealevel Drive, Suite 205<br/> <b>KETCHIKAN, AK 99901</b><br/>                     Phone: 907-225-2475<br/>                     Fax: 907-225-2771</p>    | <p><b>GMU 9, 10</b> <span style="float: right;"><i>Region 2</i></span><br/>                     Lem Butler<br/>                     PO Box 37<br/> <b>KING SALMON, AK 99613</b><br/>                     Phone: 907-246-3340<br/>                     Fax: 907-246-3309</p>                    | <p><b>GMU 19, 21A,E</b> <span style="float: right;"><i>Region 3</i></span><br/>                     Roger Seavoy<br/>                     PO Box 230<br/> <b>MCGRATH, AK 99627</b><br/>                     Phone: 907-524-3325<br/>                     Fax: 907-524-3324</p>                    |
| <p><b>GMU 1 (B), 3</b> <span style="float: right;"><i>Region 1</i></span><br/>                     Rich Lowell<br/>                     PO Box 667<br/> <b>PETERSBURG, AK 99833</b><br/>                     Phone: 907-772-3801<br/>                     Fax: 907-772-9336</p>                    | <p><b>GMU 11, 13</b> <span style="float: right;"><i>Region 2</i></span><br/>                     Bob Tobey<br/>                     PO Box 47<br/> <b>GLENNALLEN, AK 99588</b><br/>                     Phone: 907-822-3461<br/>                     Fax: 907-822-3811</p>                     | <p><b>GMU 20A,B,C,F, 25C</b> <span style="float: right;"><i>Region 3</i></span><br/>                     Don Young<br/>                     1300 College Road<br/> <b>FAIRBANKS, AK 99701</b><br/>                     Phone: 907-459-7233<br/>                     Fax: 907-452-6410</p>         |
| <p><b>GMU 4</b> <span style="float: right;"><i>Region 1</i></span><br/>                     Phil Mooney<br/>                     304 Lake Street Room 103<br/> <b>SITKA, AK 99835</b><br/>                     Phone: 907-747-5449<br/>                     Fax: 907-747-6239</p>                  | <p><b>GMU 12, 20E</b> <span style="float: right;"><i>Region 3</i></span><br/>                     Jeff Gross<br/>                     PO Box 355<br/> <b>TOK, AK 99780-0355</b><br/>                     Phone: 907-883-2971<br/>                     Fax: 907-883-2970</p>                    | <p><b>GMU 20D</b> <span style="float: right;"><i>Region 3</i></span><br/>                     Steve DuBois<br/>                     PO Box 605<br/> <b>DELTA JUNCTION, AK 99737</b><br/>                     Phone: 907-895-4484<br/>                     Fax : 907-895-4833</p>                  |
| <p><b>GMU 1C,D, 5</b> <span style="float: right;"><i>Region 1</i></span><br/>                     Ryan Scott<br/>                     PO Box 110024<br/> <b>JUNEAU, AK 99811-0024</b><br/>                     Phone: 907-465-4359<br/>                     Fax: 907-465-4272</p>                  | <p><b>GMU 14A,B, 16</b> <span style="float: right;"><i>Region 2</i></span><br/>                     Tony Kavalok<br/>                     1800 Glenn Hwy Suite 4<br/> <b>PALMER, AK 99645-6736</b><br/>                     Phone: 907-746-6325<br/>                     Fax: 907-746-6305</p> | <p><b>GMU 21B,C,D, 24</b> <span style="float: right;"><i>Region 3</i></span><br/>                     Glenn Stout<br/>                     PO Box 209<br/> <b>GALENA, AK 99741</b><br/>                     Phone: 907-656-1345<br/>                     Fax: 907-656-2368</p>                    |
| <p><b>GMU 6</b> <span style="float: right;"><i>Region 2</i></span><br/>                     Dave Crowley<br/>                     PO Box 669<br/> <b>CORDOVA, AK 99574</b><br/>                     Phone: 907-424-3215<br/>                     Fax: 907-424-3235</p>                             | <p><b>GMU 14C</b> <span style="float: right;"><i>Region 2</i></span><br/>                     Rick Sinnott<br/>                     333 Raspberry Road<br/> <b>ANCHORAGE, AK 99518</b><br/>                     Phone: 907-267-2185<br/>                     Fax: 907-267-2433</p>             | <p><b>GMU 22</b> <span style="float: right;"><i>Region 5</i></span><br/>                     Tony Gorn<br/>                     PO Box 1148<br/> <b>NOME, AK 99762</b><br/>                     Phone: 907-443-2271<br/>                     Fax: 907-443-5893</p>                                |
| <p><b>GMU 7, 15</b> <span style="float: right;"><i>Region 2</i></span><br/>                     Jeff Selinger<br/>                     43961 Kalifornsky Beach Rd Ste B<br/> <b>SOLDOTNA, AK 99669</b><br/>                     Phone: 907-260-2905<br/>                     Fax: 907-262-4709</p> | <p><b>GMU 17</b> <span style="float: right;"><i>Region 2</i></span><br/>                     Jim Woolington<br/>                     PO Box 1030<br/> <b>DILLINGHAM, AK 99576</b><br/>                     Phone: 907-842-2334<br/>                     Fax: 907-842-5514</p>                  | <p><b>GMU 23</b> <span style="float: right;"><i>Region 5</i></span><br/>                     Jim Dau<br/>                     PO Box 689<br/> <b>KOTZEBUE, AK 99752</b><br/>                     Phone: 907-442-3420<br/>                     Fax: 907-442-2420</p>                               |
| <p><b>GMU 7, 15</b> <span style="float: right;"><i>Region 2</i></span><br/>                     Thomas McDonough<br/>                     3298 Douglas Place<br/> <b>HOMER, AK 99603</b><br/>                     Phone: 907-235-1725<br/>                     Fax: 907-235-2448</p>               | <p><b>GMU 18</b> <span style="float: right;"><i>Region 5</i></span><br/>                     Phillip Perry<br/>                     PO Box 1467<br/> <b>BETHEL, AK 99559</b><br/>                     Phone: 907-543-2979<br/>                     Fax: 907-543-2021</p>                       | <p><b>GMU 25A,B,D, 26B, C</b> <span style="float: right;"><i>Region 3</i></span><br/>                     Elizabeth Lenart<br/>                     1300 College Road<br/> <b>FAIRBANKS, AK 99701</b><br/>                     Phone: 907-459-7242<br/>                     Fax: 907-459-6410</p> |
| <p><b>GMU 8</b> <span style="float: right;"><i>Region 2</i></span><br/>                     Larry Van Daele<br/>                     211 Mission Road<br/> <b>KODIAK, AK 99615</b><br/>                     Phone: 907-486-1880<br/>                     Fax: 907-486-1869</p>                     | <p><b>Wildlife Management Coordinators</b><br/> <i>Region 1 Neil Barten</i><br/> <i>Region 2 Gino Del Frate</i><br/> <i>Region 3 Roy Nowlin</i><br/> <i>Region 5 Peter Bente</i></p>   | <p><b>GMU 26A</b> <span style="float: right;"><i>Region 5</i></span><br/>                     Geoff Carroll<br/>                     PO Box 1284<br/> <b>BARROW, AK 99723-1284</b><br/>                     Phone: 907-852-3464<br/>                     Fax: 907-852-3465</p>                    |

# REGIONAL BIOLOGIST REPORTS

## Southeast Region

### Neil Barten, Douglas Area Management Biologist

Furbearer harvests in Region I (Game Management Units 1-5) declined slightly from last year, with 5,256 furs being sealed compared to 5,353 for 2005-06. Marten again accounted for the bulk of the fur, equaling 88% of the total catch. The remaining 12% consisted of river otters (7%), wolves (2.5%) and beavers (2%). Wolverine and lynx made up just 0.5% of the harvest.

Year to year, the harvest of fur can vary depending on a number of factors, most notably furbearer availability, furbearer value, and winter weather conditions. Increased marten harvests during 2006-07 probably reflected the continuing climb in pelt prices, with some pelts bringing \$75 or more, while plummeting prices for otter undoubtedly contributed to the decrease in the otter harvest. Weather probably also played a role throughout Southeast Alaska, as the fall and winter of 2006-07 was one of the snowiest on record. Deep snows persisted in many areas from early November 2006 through late spring of 2007 and certainly limited the mobility of trappers in some areas. The use of snowmachines in Southeast Alaska is not nearly as prevalent as in Southcentral or the Interior, nor is it necessarily a practical means of locomotion in many areas due to wet, heavy snow, difficult terrain, and a lack of a road system or navigable habitats. The lower harvest of beaver could certainly be a reflection of the degree of difficulty snow adds to accessing beaver habitats, and setting and maintaining traps in deep snow conditions. The following is an overview of the harvest by species.

Only 2 lynx were taken in Region 1 during 2006-07 (Unit 1D and Unit 5A). Lynx are only occasionally taken in Southeast Alaska because they do not generally inhabit the region. Lynx are taken almost exclusively in the northern mainland areas of the region, Units 1D and 5A. The occurrence of lynx in the harvest is usually related to a decline in snowshoe hare populations in adjacent interior Alaska and Canada. At such times lynx travel widely in search of food.

The region-wide beaver harvest (106) was substantially lower than that of the previous year, and well below the 10-year average of 368. The area most responsible for this decline was unit 2, where harvest declined from 182 in 2005-06 to 53 in 2006-07.

The region-wide wolf harvest (143) was very similar to last year's harvest of 158 wolves, but remained below the ten-year average harvest of 187. Units 2 and 3 (38 and 44 wolves respectively) together accounted for 57% of the regional take. The mainland (Units 1 and 5) accounted for the remaining 43% of the harvest, with Unit 1A accounting for 26 of these 61 wolves.

Marten were again the most heavily harvested furbearer in the region during the 2006-07 season. Their overall abundance, the value of their pelts, and the ease of catching marten usually leads to them being one of the most highly sought after species. The region-wide harvest has increased steadily over the past six years, from 2,349 in 2001 to a record high of 4,622 in 2006-07. Unit 1 was responsible for much of this harvest, increasing from 565 in 2005-06 to 1,382 in 2006-07. This increase was universal across all subunits. Unit 2 also increased from 844 to 1,225, while Unit 3 declined from 2,231 to 1,803. The Yakutat area (unit 5) declined slightly from 173 to 156 over the last year. Marten populations fluctuate in response to food availability, especially availability of voles. A survey of martens and small mammals during 2002 and 2003 found that marten numbers were correlated with numbers of long-tailed voles. That survey also found that population numbers and distributions of small mammals varied greatly across the region.

River otter harvests during the 2006-07 season declined by 62% from 2005-06 levels. Units 2, 3, and 4 all dropped precipitously while units 1 and 5 remained about the same. The decline in otter harvest is at least partly due to the sudden drop in price for otter pelts that occurred during the winter of 2006-07.

The region-wide harvest of 18 wolverines was slightly higher than in 2005-06, but the same as the previous year. Little is known about the status of wolverine populations in the region, although current research efforts initiated in units 1B and 1C should increase our understanding. Increased road construction in remote parts of the region, along with the human access the roads provide, could impact some populations.

**Numbers of furbearers sealed by Game Management Unit, 2006-2007.**

| GMU           | Beaver     | Lynx     | Marten      | River Otter | Wolf       | Wolverine |
|---------------|------------|----------|-------------|-------------|------------|-----------|
| 01A           | 26         | 0        | 548         | 61          | 26         | 6         |
| 01B           | 0          | 0        | 209         | 20          | 12         | 2         |
| 01C           | 4          | 0        | 419         | 34          | 12         | 5         |
| 01D           | 6          | 1        | 206         | 5           | 3          | 4         |
| 02Z           | 53         | 0        | 1225        | 98          | 38         | 0         |
| 03Z           | 16         | 0        | 56          | 36          | 44         | 0         |
| 04Z           | 1          | 0        | 1803        | 110         | 0          | 0         |
| 05A           | 0          | 1        | 156         | 1           | 5          | 1         |
| 05B           | 0          | 0        | 0           | 0           | 3          | 0         |
| <b>Totals</b> | <b>106</b> | <b>2</b> | <b>4622</b> | <b>365</b>  | <b>143</b> | <b>18</b> |
| 2005-06       | 289        | 1        | 3933        | 958         | 158        | 14        |

Neil Barten, ADF&G Wildlife Conservation, P.O. Box 110024, Juneau, AK, 99811-0024; (907) 465-4267; neil.barten@alaska.gov.

**Southcentral & Southwest Region**  
**Howard Golden, Southcentral Furbearer Biologist**

Lynx was the only species showing an increase in harvest between the 2005-06 and 2006-07 seasons in southcentral Alaska for fur species that have to be sealed. Beaver harvest was down by 25% overall, although it was 76% higher in the Alaska Peninsula/Kodiak/Aleutians area. Mat-Su Valley/Upper Cook Inlet again had the highest take of beavers at 335. River otter harvest was greatest again in Prince William Sound and Alaska Peninsula/Kodiak/Aleutians but it declined in all areas of Southcentral, which showed an overall decrease in otter take of 24%. It is likely that much of this decline was due to pelt prices that have continued to fall. Regional wolf harvest dropped 25% to 370 wolves in 2006-07, continuing a decline in harvest since 2003 when 663 wolves were taken. The only area in the region that showed an increase in wolf harvest was the Dillingham/Nushagak Basin, where 22% more wolves were taken in 2006-07. The greatest wolf harvest was again in the Nelchina/Copper River Basin at 120. Wolverine harvest also dropped in the region in 2006-07, from 216 to 195 (10%), but both Prince William Sound and Alaska Peninsula/Kodiak/Aleutians showed gains of 37% and 10%, respectively. The Nelchina/Copper River Basin again had the greatest wolverine harvest at 42, but that was only slightly higher than other areas. Marten harvest fell by 27% across those areas of the region where they have to be sealed. The Mat-Su Valley/Upper Cook Inlet again had the highest number of marten sealed at 1,025 in 2006-07, which was a 31% decline from the 2005-06 season.

Lynx harvest across southcentral Alaska in 2006-07 increased by 96% from 2005-06 with an overall take of 470. This was well above 5-year average of 229. As usual, the Nelchina/Copper River Basin

had the highest take at 426 and accounted for over 90% of the lynx harvest in the region. This was the fourth year of increase in lynx harvest following the regional low of 137 taken in 2002-03. Lynx populations cycle every 8–12 years across the region and last peaked 6 years ago in 2000-01 when the harvest was 876 lynx. Snowshoe hares, the major prey of lynx, last peaked in 1999-00. Populations of both hares and lynx are increasing in many areas of the region. Lynx harvest in the Nelchina/Copper River Basin increased by 124% from 190 to 426. Although harvests in other areas remained relatively low and steady (partly due to season closures), observations indicated hare and lynx populations also are increasing quickly in Mat-Su Valley/ Upper Cook Inlet. This area was reopened for 1 month for the 2005-06 season and was increased to 6 weeks for 2006-07. Lynx trapping seasons also were extended in Nelchina/Copper River Basin to 2 and one-half months. During 2006-07, Prince William Sound and the Kenai Peninsula were closed to trapping. We expect to see snowshoe hare and lynx numbers continue to increase during the next few years. This will allow longer lynx seasons as populations are able to support greater harvest. For an explanation about how our lynx tracking-harvest strategy works, please visit our web site at: [http://www.wildlife.alaska.gov/hunt\\_trap/trapping/lynx-ths.cfm](http://www.wildlife.alaska.gov/hunt_trap/trapping/lynx-ths.cfm).

**Number of furbearers sealed in southcentral and southwestern Alaska, 2006–2007.**

| <b>Location</b>                     | <b>Beaver</b> | <b>Lynx</b> | <b>River Otter</b> | <b>Wolf</b> | <b>Wolverine</b> | <b>Marten</b> |
|-------------------------------------|---------------|-------------|--------------------|-------------|------------------|---------------|
| Prince William Sound                | 34            | 0           | 138                | 4           | 26               | 200           |
| Kenai Peninsula                     | 56            | 7           | 37                 | 26          | 21               | 134           |
| Alaska Peninsula/Kodiak/Aleutians   | 176           | 29          | 271                | 85          | 34               | 2             |
| Nelchina/Copper River Basin         | 235           | 426         | 41                 | 120         | 42               | 7             |
| Mat-Su Valley/Upper Cook Inlet      | 335           | 3           | 76                 | 56          | 36               | 1,094         |
| Dillingham/Nushagak Basin           | 188           | 5           | 112                | 79          | 36               | 0             |
| <hr/>                               |               |             |                    |             |                  |               |
| <b>Regional total for 2006-2007</b> | <b>1,024</b>  | <b>470</b>  | <b>675</b>         | <b>370</b>  | <b>195</b>       | <b>1,437</b>  |
| Regional total for 2005-2006        | 1,368         | 240         | 887                | 462         | 216              | 1,970         |
| Regional 5-year average             | 1,280         | 229         | 784                | 473         | 202              | 1,322         |

**Howard Golden, ADF&G Wildlife Conservation, 333 Raspberry Rd., Anchorage, AK 99518; (907) 267-2177; [howard.golden@alaska.gov](mailto:howard.golden@alaska.gov).**

**Interior Region**

**Craig Gardner, Interior Furbearer Biologist**

During the 2006-2007 trapping season, we continued to develop methods to manage louse infestation on wolves in Unit 20A and to monitor lynx population trends. Thanks to trappers, we also continued to collect data evaluating various breakaway wolf snare designs. This report gives only gives a brief summary of these projects. Please contact me if you want additional information.

Lice and Wolves: As the name implies, the dog louse (*Trichodectes canis*) infects members of the dog family. In Alaska, we have found lice on wolves, coyotes, and domestic dogs. The louse is host-specific, meaning other types of animals (including us trappers) can't be infected. Dog lice are spread only by direct contact; they cannot fly or even jump. The louse was first identified on wolves on the Kenai Peninsula in 1981. We suspect domestic dogs were responsible for bringing the parasite into Alaska. Dog lice feed on hair fragments and skin and can cause severe itching.

We did not detect the spread of lice from the Kenai to other parts of Alaska until 1998. At that time,

trappers in the Palmer area started to catch infected wolves and coyotes. Lice were confirmed in wolves in Unit 13 (around Glennallen) in 2004 and April 2005 and in 2 packs in Unit 20A (Fairbanks) in 2004. In Unit 20A, the first confirmed diagnosis came from a pack on the Tanana Flats and the second from a pack in the Alaska Range foothills. Unfortunately infestation has continued to spread and we have verified infected wolves in other areas of Units 19 and 20. It is likely that lice will continue to spread into different areas of the state because the parasite does not kill its host and wolves disperse long distances.

Infestation by this parasite often results in loss of hair, but the severity of hair loss appears to be variable among individuals and may be a function of age, local environmental conditions, or immunity of the individual host. Efforts to eradicate lice in wolves have been largely unsuccessful. In 1998, ADF&G tried to eliminate lice from the infected packs near Palmer by trying to catch all members of all the infected packs and treating them with Ivermectin but those efforts failed, probably because some infected packs were not caught and because coyotes were also carriers.

In an attempt to slow down the spread of lice, we initiated a study in Unit 20A in 2005 with the following 4 objectives: 1) determine extent of louse infestation in wolf packs in Unit 20A; 2) determine if treatment of den/rendezvous sites with ivermectin-injected baits would at least temporarily eliminate lice infection in that pack; 3) establish the rate of transmission between packs; and 4) determine if lice-infected packs have lower productivity and survival rates than uninfected packs.

During winter 2005-06, we captured and radiocollared 1-2 individual wolves in 10 out of the 23 known packs in Unit 20A. We also visually inspected all wolf hides brought in by Unit 20A trappers for lice and purchased any hides that looked suspect. We determined that 5 of the 10 radiocollared packs were infested, as well as 2 other packs. During summer 2006, we treated the 5 radiocollared packs that were infested. We attempted to find the dens of 2 packs that were not radiocollared by visiting dens sites used in previous years within those territories, but without success. We treated the infected packs by dropping ivermectin-injected baits (fist size chunks of moose meat) at their den and rendezvous sites every 10-14 days from an airplane. To evaluate treatment effect, during winter 2006-07, we caught 1 pup (6-10 months old) from 4 of the treated packs and 1 adult from the remaining pack and closely inspected their fur for presence of lice. None of the treated packs had lice. We also inspected wolves from 7 untreated packs and found lice on 3 of those packs.

During winter 2006-07, we inspected 31 wolf hides from Unit 20A that were purchased from trappers (28) or found dead (3). We captured 40 additional wolves and tested for lice through visual inspection and by conducting skin biopsies using a small tissue sample collected from the top of the back between the shoulder blades. We maintained a radiocollared sample of 1-3 wolves in 12 packs. Including the wolves we collected from trappers, we inspected members of 14 of the 23 known packs in Unit 20A and found lice in 4 packs (3 of those packs were radiocollared). We will treat these dens during summer 2007 and evaluate the results by catching wolves from both treated and untreated packs during winter 2007-08 and examining them for lice.

During March 2007, we documented re-infection of a pack we treated during 2005. This pack became lousy again after having contact and accepting at least 3 wolves from an infected pack, illustrating the ease of transmission and the difficulty in managing infestation. However, at least so far, we have shown though that louse infestation can be minimized by treating infected packs at their dens and rendezvous sites.

Breakaway Snares: Our study developing and evaluating wolf snare designs to reduce moose capture has ended, but thanks to trappers we collected additional data, helping us to learn more about moose

vulnerability and to further refine several designs. Our findings showed that if a moose encounters one of your wolf snares, it has a 14% chance of being caught by either the leg or the nose. If it encounters a wolf snare that has been previously knocked down by another moose or by the wind, its probability of being captured increases to 33%.

Incorporating breakaway mechanisms on your snares makes sense, however not all breakaway snares are created equal. Based on our work, I recommend that trappers do not use a split lock design on 1/8" cable. Very few moose can pull hard enough to cause this snare to release. Even a split lock on 7/64" cable requires over 700 pounds of pulling power to release and we found that only about 40% of moose caught in this design broke free. In comparison, a split lock worked well on 3/32nd cable and most moose, including calves, broke free. Other breakaway devices or designs that allowed a high percentage of leg-caught moose to escape were S-hooks rated at 300-400 pounds and swaging (not pounding) the end stop ferrule onto 3/32nd cable. During our study, the best design we found was a noose stop/breakaway system. This device worked well on cable 3/32nd to 1/8". The cinch stop is an important addition to wolf snares because it will minimize the risk of frozen feet to moose or caribou that are restrained in a snare. We also found that a cinch stop works well with S-hooks and modified end stop designs.

The second modification I recommend trappers try, especially in areas of high moose densities, is an addition of a diverter wire that allows moose or caribou to push a wolf snare away before their legs or nose encounters the snare loop. In cooperation with the Alaska Trappers Association, we produced a brochure that illustrates how to build these snares. One suggested change is to use a dark color tie wrap instead of a ferrule to attach the diverter wire. It is easy, fast and light.

How effective are the cinch stop breakaway snares and diverter snares? To date, trappers have caught 33 wolves with cinch stop/breakaway snares without a failure of the breakaway mechanism. Trappers also caught 10 moose and all were able to break free. With diverter snares, 9 wolves were caught and 9 moose contacted the snare without being captured during 1 year of trapping. The catch rate declined to 7% and the number of moose held declined to almost zero when using a snare that had both the diverter wire and an efficient breakaway mechanism. Especially for wolf trappers who trap in high density moose areas, these modifications will make your wolf trapping more efficient. For trappers that mainly trap in caribou or deer country I believe this snare will also be effective in limiting accidental capture of these species.

Lynx: Each year we examine lynx carcasses provided by trappers. The information we collect from these specimens helps us set annual trapping seasons. The number of carcasses we examine each year roughly corresponds to the lynx population cycle. During the population highs we will collect up to 600 lynx carcasses per year. During the declining phase and at the population lows we collect between 35 and 90 carcasses. During 2006-07 we purchased 78 carcasses indicating lynx numbers are still low, especially in Unit 20B. The good news is that productivity, which was low during 2002-03 and 2003-04, has steadily increased. We are expecting productivity to continue to increase, resulting in increasing numbers of lynx over the next 2-4 years, depending on the unit.

Reproductive performance is one of the most important pieces of information guiding the decision-making process for setting season length. During the increasing phase up to 32% of the lynx harvested in the Tanana Valley are less than 1 year of age. The lynx population was increasing or at the peak in the Interior during 1994 to 2000 and we estimated the reproductive rate to be 1.7 kittens per adult female during that time. By contrast, we estimated only 0.78 kittens per female during 2001 and 2002 when the population was declining. We found no kittens in the samples collected in 2002-03 and 2003-04, indicating poor survival of kittens born during the population low.

During 2004-05, pregnancy rates remained low to moderate, with 42% of the adult females being pregnant. However, kit survival improved and 31% of our sampled harvest was kittens. During 2005-06, pregnancy rate increased to 76%, mean litter size was 3.8 kittens and kittens comprised 33% of the sampled harvest. This past year, the % kittens in the harvest decreased to 19% and the estimated pregnancy rate for adult ( $\geq$  1-year-old) lynx declined to 52%. However, the average litter size for adult females remained greater than 3 kittens. These declines were expected due to the high proportion of yearlings in the population. We aged 34 of the 60 lynx older than a kitten and 67.6% were yearlings, 20.6% were 2 or 3 years old, and 11.8% were  $>$  7 years old.

Lynx harvest in the Interior is managed on the theory that when reproductive success is low, intensive trapping could reduce lynx numbers to abnormally low levels, which could retard population recovery and result in lower peaks at the cyclic high. The Department of Fish and Game reduces lynx seasons in roadside units during the cycle low through the first few years of population recovery to minimize effects of intensive trapping. Lynx harvests during the first few years of population recovery are limited because even though reproductive success is high, the population is low, and there are relatively few adult females producing kittens. By allowing high survival of kittens during the initial years of population recovery, the recovery builds momentum quickly. Within 2 years, females born as kittens at the cycle low will be producing kittens themselves.

The population low occurred in the Tanana valley during 2004 and the season was reduced to 31 days (December 1-31). During 2005-06 and 2006-07, the season was lengthened to 48 days, but started later (December 15) to increase the probability that kits will survive on their own if the female is trapped. The 2007 trapping season was lengthened by 15 days (December 1 – February 15). We expect excellent lynx trapping to occur during winters 2008-09 and 2009-10.

**Craig Gardner, ADF&G Wildlife Conservation, 1300 College Rd., Fairbanks, AK 99701; (907) 459-7329; craig.gardner@alaska.gov.**

## **Arctic & Western Region—Western North Slope (Unit 26A)**

### **Geoff Carroll, Area Wildlife Biologist**

In Unit 26A the reported wolf harvest for 2006-2007 was 9 wolves (6 males and 3 females). All were ground shot. Snow machines were used for transportation for 8 wolves and aircraft for 1. The number of wolves harvested and reported is highly dependent on whether a few key individuals are trapping and sealing their furs that year.

A wolf census in a 10,343 km<sup>2</sup> area in the foothills of Unit 26A indicated that the wolf density had dropped from a high of 4.2 wolves/1000 km<sup>2</sup> in 1992 to 1.6 wolves/1000 km<sup>2</sup> in 1998. During moose surveys in April of 2007 we saw 18 wolves, indicating that wolf numbers are on the increase.

Six wolverines were sealed (5 males and 1 female) in 2006-2007. Snow machines were used for transportation for all 6 of the wolverines. Two were ground shot and 4 were trapped. Reported wolverine harvest was relatively high most years from 1999 -2003 (21, 19, 21, 26, 11). Hunters reported that wolves and wolverines were scarce in areas where seismic oil exploration was occurring or had occurred in 2006-07. Two times during the last 2 years, in April of 2007 and of 2005, we observed instances where a single wolverine killed a moose.

The department sealing program is not an effective measure of harvest. Many people do not seal their furs because it is difficult to maintain fur sealers in most villages and many people home tan their furs.

Village harvest documentation programs are more effective and indicate that about 25% of wolves and wolverines are sealed.

After many years of not being present, lynx moved onto the North Slope following a snowshoe hare irruption that took place during the 1990's. No lynx were reported harvested in 2006-07, but 5 were reported harvested in 2005-06, 4 in 2004-05, and 3 in 2003-04.

Hunters and trappers are not required to seal foxes, so harvest data are not available for red or arctic foxes. Low fur prices have resulted in relatively few foxes being trapped for many years. The USFWS engages in an arctic fox control program to reduce fox predation on Steller's Eider nests and are permitted to take over 100 foxes per year in the Barrow area. More red foxes are being seen near northern villages indicating a possible expansion of their range.

Rabid furbearers, particularly arctic foxes, continue to be a problem around human settlements. Rabid arctic foxes are destroyed when they are reported near villages and sent to a lab to be tested. The department assisted the North Slope Borough Public Health Department in a program to educate people about rabid animals and having their pets immunized.

**Geoff Carroll, ADF&G Wildlife Conservation, 1265 Agvik St., PO Box 1284, Barrow, AK 99723; (907) 852-3463; geoff.carroll@alaska.gov.**



Photo by Andy Aderman



## AREA MANAGEMENT BIOLOGIST QUESTIONS

The Trapper Questionnaire provides area management biologists with an opportunity to ask questions that are specific to furbearers in their area. These questions and the trapper responses are summarized below.

### Southeast Region

**Did you target wolverines in 2006–07? If so, during which months? What method did you use to “successfully” harvest wolverine (snare, leghold, conibear, firearm)?**

Nineteen out of 76 trappers who responded (25%) targeted wolverines. Three trappers were from the Petersburg area, 1 was from Ketchikan, and the rest trapped in the Douglas area. Twice as many trappers targeted wolverines during December – February (13 or 14 trappers) as during November and March (6 trappers). Only 2 trappers targeted wolverines in April. Two trappers successfully harvested wolverine with leghold traps and a third caught, but lost a wolverine in a leghold. Three trappers used conibear traps to harvest wolverine. In addition, one trapper incidentally harvested wolverines in snares.

### Glenallen

**Did you trap any coyotes or wolves exhibiting signs of louse infestation (rubbed or matted fur, hair loss in groin area or between shoulder blades, or the smell of rotting flesh mixed with earwax)? If yes, please explain where and when they were trapped.**

Four out of 37 trappers reported taking a wolf with signs of lice. Two were taken in January and 1 in February. One wolf was from Glacier Creek below the Matanuska Glacier (13D), one was from Squaw Creek in 13A, and one was from Upper Mosquito Fork in 20E. No details were given on the fourth wolf.

**Note from Asst. Area Biologist Becky Schwanke:** Over the years, lice have been documented in a small number of individual wolves in Unit 13. There are a number of skin infections commonly mistaken for lice in wolves, coyotes, and fox. It is very important to bring your infected hide into an ADF&G office for inspection. Sometimes lice or eggs are visible, other times the hide may need to be chemically treated and examined under a microscope. There are no packs or specific areas within Unit 13 chronically affected by lice at this time. Indications are that lice infections have generally come from the Matanuska / Lower Susitna River areas. Any time a pack is identified with lice, trappers are encouraged to take all the wolves they can out of the area, minimizing the possibility of spreading lice to surrounding packs. Although a recent study by Dr. Kimberlee Beckmen showed some wolves may be able to fully recover from lice infections, there is much to learn about the mechanism for recovery and how and why this happens in some places and not others. Thank you for your efforts in reporting possible lice infections to your local Area Biologist.

### Fairbanks

**Do you use breakaway snares to help release nontarget catches? If so, what breakaway system do you use and how well does it work for you?**

Fourteen out of the 68 trappers (21%) who answered this question reported using breakaway snares. Most used some version of a cut lock; 2 trappers used experimental snares designed by Craig Gardner. The general consensus was that breakaway systems work fairly well.

**In 2004, a louse infestation was confirmed on wolves in Interior Alaska. Have you caught wolves with significant pelt damage and if so, what type of damage, what proportion of wolves exhibited it, and where and when did you trap these wolves?**

Nine out of 45 trappers (20%) who answered this question have caught at least one wolf with pelt

damage. All were caught in the western portion of Unit 20 (20ABCF). The types of damage included short guard hairs, hair missing from tail, back, neck, or between shoulders, waxy patches on skin, and a rank odor. Most trappers reported only 1 wolf with pelt damage. One trapper reported 100% and a second trapper reported 50% of wolves taken in 2006 had damage. Most trappers (7/9) reported seeing the damage within the last two years. One trapper also reported seeing damaged fur in coyotes and another stated that “lynx seemed lousy.”

**Note from Fairbanks Furbearer Management Biologist Tom Seaton:** We asked about wolf pelt damage in order to keep tabs on the distribution of lice-infected wolves in the Interior. The good news is that the answers didn’t suggest any new areas of louse distribution, but the bad news is that not all trappers reported. Thanks so much for your help managing your very important furbearer resources.

## **Fort Yukon**

**Do you think moose numbers have increased, decreased, or stayed the same over the last 5 years? How do moose numbers in your trapping area compare with 10 years ago? What about 20 years ago?**

Five out of 6 trappers who answered this question reported that moose numbers had decreased over the last 5 years. Most also reported fewer moose now than 10 or 20 years ago.

## **Galena**

**Did you accidentally catch any moose or caribou in your furbearer sets this season? If so, how many?**

One out of 23 trappers who responded to this question reported catching a moose in a furbearer set. One trapper noted that he avoids setting snares near moose and does not set traps for wolves once caribou move into the area.

**Would you be interested in attending a Wolf Trapping & Snaring Clinic in your area ?**

Thirteen out of 21 trappers (62%) expressed interest in attending a clinic.

**Were any of your pelts donated to a potlatch before they were sealed? If so, how many of each species ?**

Two out of 22 trappers reported donating a pelt (1 wolverine and 1 wolf) to a potlatch before it was sealed. One trapper noted that this practice is illegal.

**Note from Galena Area Biologist Glenn Stout:** I asked about potlatch fur use because I often hear of trappers harvesting fur and donating fur to potlatches before it gets sealed. I was interested to see how often it occurs. Although the reporting was small, it did confirm the activity. Over time, I hope we will get more documentation of that activity. I asked questions about accidental snaring of moose or caribou because I believe it is important to document that activity.

## **McGrath**

**What was your marten harvest this year, and how did it compare to an average year? Estimate the percent females in your marten harvest. If your marten harvest changed over time, do you have any ideas on why that change may have occurred?**

Almost half of the trappers (8/17) who responded caught more marten than during an average year. Five caught fewer and 4 trappers reported it was an average year. Estimates of the percent females in the harvest ranged from 5% - 60% and averaged 38%. Most trappers attributed changes in the marten harvest to changes in prey populations. Four trappers attributed changes to overtrapping or high numbers of trappers, 3 trappers cited changes in their trapping effort, and 2 trappers mentioned snow and weather conditions affecting marten movements. One trapper mentioned successional changes following fire as influencing marten abundance .

**Have you observed any change in the lynx population in your area?**

Almost half of trappers (8/17) noticed an increase in the lynx population and the same number reported no change in lynx numbers. Only 1 trapper reported a decrease .

**If you trapped in the 19A or in 19D-east wolf control areas, did these efforts affect your trapping and if so, how?**

One trapper (out of 10 respondents) reported that wolf control affected his trapping. He reported that wolves were common, but less abundant than in previous years and the wolves were mainly wandering singles or pairs, rather than resident packs. The exception was near Lake Minchumina, where small packs were observed. He also noted that moose numbers were low, but slowly increasing.

**Tok**

**Have your wolf trapping efforts changed in recent years? Could you trap more wolves in your area, but chose not to? If so, why?**

Five out of 16 (31%) trappers said their wolf trapping efforts have changed in recent years. Nine trappers said they could have trapped more wolves, but chose not to; 3 cited the high cost of trapping, 3 cited the time and effort required to harvest wolves, 1 trapper indicated there were too few wolves, and 1 trapper mentioned moose and caribou interfering with snaring efforts.

**What could be done to make wolf trapping more feasible/affordable or encourage you to trap more wolves ?**

Nine trappers mentioned offering a bounty or other financial incentives (help with fuel costs or increased pelt prices) as a way to encourage wolf trapping. Other ideas included offering wolf traps and snares to trappers, developing and providing information about breakaway snares, having a skinner, and having ADF&G provide trappers with information about wolf activity in their area. Two trappers wanted to ban aerial shooting of wolves and 1 trapper wanted to allow aerial hunting of wolves. One trapper suggested trapline registration or designated areas for each trapper. He also suggested offering a better moose tag to trappers who eliminated wolves. Two trappers stated they just need more snow.

**Note from Tok Area Biologist Jeff Gross:** I am developing a survey database of ideas for improving wolf trapping effort and effectiveness in our wolf control areas in Units 12 and 20E. It's fairly obvious that money is the crux, but we also get important input on other factors such as lack of snow and the need for more information on wolf locations from ADF&G. It also generates interest in area trappers to learn more about wolf management and has resulted, I believe, in high participation in public and Board of Game meetings by area wolf trappers.

**Bethel**

**How many wolves would you estimate were taken by the entire village you live in? What do you think is the most common method used to take wolves in your area?**

Twelve trappers responded to this question; 5 trappers reported that 5 or fewer wolves were taken, 2 trappers reported 6-10 wolves were taken, 1 trapper reported 15 wolves were taken, and 4 trappers didn't know. Seven trappers reported that shooting was the most common method used to take wolves, 2 trappers said snaring or shooting, and 1 trapper reported trapping and snaring as being the most common take method.

# TRAPPER COMMENTS

## How Did the Following Factors Affect Your Trapping Effort?

- |                        |                       |   |
|------------------------|-----------------------|---|
| 1) trapping conditions | 2) 2005-06 fur prices | 3) 2006-07 pre-season advertised prices |
| 4) other trappers      | 5) fuel prices        | 6) regulation changes in your area      |

### Southeast

- ☛ I really don't have any changes because I just moved here from Washington. Waited for residency to start trapping so I didn't have much time to trap. Went trapping with my dad when I was 4 or 5 years old and always had desire to do it again. Trapped in Illinois where I was born.
- ☛ There just weren't many marten around when I was out deer hunting.
- ☛ Early, deep snow forced me to abandon planned line. Scouting down the tube. Fell back to one old line, started a new one I knew was not used. Prices were forecast very high for marten. Focused about 90% effort on marten. Prices at Feb auction didn't meet expectations. :(
- ☛ There was a whole lot more snow this season and it made it hard to get around at times, even on a sled.
- ☛ The price forecast was good, and it was a very snowy winter, so I put quite a bit of effort in.
- ☛ Heard that marten prices were way up.
- ☛ Trapping slowed way down in mid season because of the wet conditions. Melting snow would make the main game trails into rivers. Animals don't like to travel in these conditions.
- ☛ Otter prices were down. Otter prices were predicted to be down. Fuel prices-made me cut my line down a little.
- ☛ "Hell ya should have seen it!!! Insane conditions. Lost 2 boats. In the water twice, its really cold!!! \*\$@!ing fule!!! 3.65 gal sucks. P.S. lost my \*\$@!ing prop when i had ta go rescue my partner which was hiding from the x wife. P.S. Leave the dog at home. Word to your mother. P.P.S. leave the dog at home.
- ☛ The weather made it hard to reach some traps and fuel prices are at an all time high.
- ☛ The heavy snows in November didn't allow me to get to areas I intended to trap. So, I stayed close to home and walked into an area that I knew no one was utilizing due to both snow levels and second growth in area.
- ☛ The price and the heavy snow got me in the mood for trapping.
- ☛ Prices high, I thought I'd explore possibility of trapping in school year to augment income (although primary motivation is outdoor activity with kids).
- ☛ Trapping conditions were horrible. Too much snow and trails were blocked with downed alders. High prices were an incentive, but conditions were bad and catch rates were down. High fuel prices and limited amount of areas not being trapped meant travelling farther afield or decreasing effort.
- ☛ Other trapper started using this area.
- ☛ Bad weather, snow hampered my access.
- ☛ 1) Heavy snow, difficult to walk kept sets close. 2) Low, limited effort. 3) Pre-season prices looked higher than recent past, prepped for big effort. 5) Very high fuel prices limited distances.
- ☛ 10 feet of snow the roads where closed from November to May. \$3.53 a gallon for gas way to much. I could only afford one day a week.
- ☛ Very icy, hard to get up on rocky steep beaches. Martin prices looked good at start of season but went bad. Didn't trap some closer areas because of someone else. Fuel made trips longer and pull out of some areas.
- ☛ 1) December was terrible in southeast. 4) Went on vacation and when I returned people were already trapping where I would have trapped.
- ☛ It rained most of December and was quite warm - the marten moved back up the mountain and/or didn't move much.
- ☛ Warm weather and bad weather, high prices last year but low prices this year. Thought it was going to be a better season.
- ☛ So much snow spent half the season breaking trail and resetting buried traps. Rumor of good price made me keep my marten instead of giving them away. Had hard time buying enough gas to properly maintain the sets.
- ☛ Dec. weather was terrible, too rough on the ocean to access my trapping area to set and service my traps.
- ☛ Rough weather getting out. Marten was doing well again. Otter weren't going to well. Shorter time in Southeast compared to 6D.
- ☛ Quit trapping otter after 05-06 decrease in price. Other trappers set on my main line and used all areas within 200 yards of a road. I moved all my traps to at least a half mile from roads.
- ☛ Heavy snow.

- ☛ 1) Focused on wolf due to heavy local predation. 2) Minimal effort on marten. High value - many locals after them. Helped my wife take two for a project. 3) Heavy global warming (over 20') limited travel. 4) I don't sell pelts. Target and take what I need for myself and others.
- ☛ 6) Regulations that prevent marten trapping (ALL TRAPPING) off certain trails. Road system prevents trapping within 1/4 mile of roads. This is ridiculous for pine marten and mink. Can not trap mink on beaches with a road within 1/4 mile.
- ☛ Heavy snow made traps and snares difficult to keep working. Increased trapping pressure because of higher fur prices seemed to increase the number of trappers in my area.
- ☛ 30' plus snow bogged me down and wore me out- I pulled back from high ground slowly but surely.
- ☛ We had a record snowfall. Also gas prices were at \$3.49. But all in all a great season!!
- ☛ Too much snow, very few animals, and badly wrenched knee.
- ☛ Poor weather, more competition in new area.
- ☛ Bad weather.
- ☛ Heavy snowfall made it take longer to break trail up valley.
- ☛ 1) Price of fuel. 2) Lots of snowfall. 3) More north winds than usual. 90% of my sets are made with a dominant southeast wind kept in mind.
- ☛ I did not target otters in 2006-07 because of a major decrease in price.
- ☛ Fuel prices limit effort.
- ☛ Good weather made it possible to trap with my 5 year old son. Since spending time with my son was my main goal, good weather resulted in more trapping.
- ☛ Deep snow made trapping difficult this year. Otter prices dropped about 60%-70%. Marten were also down considerably. A few other trappers around.
- ☛ Lots of snow - saw tracks.
- ☛ 2) Otter prices crashed. 3) Otter prices low. 5) Weather bad + boat fuel expensive.
- ☛ It was an extremely windy season. It was hard to even get a line in and pull it. The high cost of fuel really made us think twice before even making a set.
- ☛ The snow got too deep.
- ☛ 1) Weather was bad had to use snowmachine instead of highway vehicle. 5) Checked trap line less because of high fuel prices.
- ☛ Record snow had to buy snowmachine. 05-06 prices jumped up. 06-07 sounded good but was a disappointment.
- ☛ Didn't make fuel expenses! Heavy snow brought more prey animals to the beach. On the other hand, heavy snow covered traps.
- ☛ High marten prices caused me to focus on them over all other critters.
- ☛ 1) Bad weather + more snow than usual hampered efforts. 4) I had more competition this year than before, perhaps due to more fellows trapping the road system due to high fuel costs + bad weather. 5) High fuel costs made me decrease my activity + stay very part-time in my efforts. The weather contributed also.
- ☛ Early heavy snows closed road systems.
- ☛ Way to much snow.
- ☛ Other trappers in area kept me from expanding into other areas.
- ☛ 1) Both weather and a lot of rain, very windy! 4) Good trapping grounds were pre occupied. 5) Didn't travel as far to better trapping country.
- ☛ Deep snow forced an all boat trapping season through the end. High marten prices and low otter prices changed focus. High prices brought out other trappers to this area after no competition. Had to move lines further south.
- ☛ Snow problems to reach areas usually trapped.
- ☛ Because of early and deep snowfall I could not access my usual spots by truck or 4-wheeler very easily. Also, because of reports of otter prices being low I ignored otter and beaver totally.
- ☛ So much snow too much competition for trapping aerie. Low price on mink so only trapped a few for ourselves. Too much competition for the martin and not enough aerie to access by track due to snow.
- ☛ Set more traps in area to make it worth it since fuel prices are high.
- ☛ Conditions: too much snow, couldn't run my main line. I had to make my main line shorter.
- ☛ 2005-06 prices were high so I trapped in 06-07 and prices went down in 06-07. Fuel prices were high so it made it hard to trap the full season.
- ☛ Snow conditions, late snow kept animals from moving down close to salt water.
- ☛ Heavy snow prevented access to trapline for a month and a half period from mid-February to end of March.
- ☛ Heavier snow, used boat more than 4-wheeler.
- ☛ Marten pre-season advertisement prices were looking good, end prices poor.

- ☼ Increased effort for marten in response to last seasons auction prices didn't get those prices this year though. Had new guy on island that was going to set over everybody so increased pre-season work to discourage the guy. Heavy snow kept lots of people from trapping but not me.

## Southcentral

- ☼ Went less often + stayed longer.
- ☼ Trapping conditions always affects the trapping effort, because the weather and temps can shut a line down at times. The pre-season fur price forecast convinced me to target marten. Other trappers affected my effort by trapping right on top of me in a few spots, and fuel prices make it tough to get around at a reasonable price.
- ☼ 1) Impassable snow conditions limited access to some areas. 4) My area is surrounded by other trappers, I'm unable to trap those areas. I have other trappers encroaching into areas that I have trapped in past.
- ☼ Poor snow in Nov. Better fur prices. Cost of fuel prohibited effort.
- ☼ Marten prices.
- ☼ No snow at start of season - too much over flow and thick ice later in season.
- ☼ Early in season no snow so started late. Some areas not enough snow so never trapped. Late flood destroyed beaver dams and feed piles so harvested doomed beaver, due to early freeze and thick ice. Overharvested female component of marten population due to greed, related to previous years price. I may suffer long term for this.
- ☼ I trap my area to keep other trapper out. So I don't have to worry about my dog being trapped.
- ☼ No snow beginning of season. Warm fast at end of season (beaver).
- ☼ More competition than expected.
- ☼ Flood water last fall washed dead fish away and deeper snow moved fox/coyotes off my line (unlike last season). Beginners who never trapped before.
- ☼ 1) Lack of snow early in season to travel on. 5) Cut back on times I ran my trapline.
- ☼ 1) No snow early season, prevented effort for longer trapline. 5) Wanted to explore new area, fuel prices kept me from exploring to far.
- ☼ Lack of snow and high fuel costs kept me from expanding my line early in the season.
- ☼ No snow to start with + Dec didn't know when to stop. Other wise normal.
- ☼ I had a bad accident that put me on crutches for most of the season.
- ☼ Fuel is ridiculously expensive. If I can break even on expenses, I have a great year. Trapping and playing guitar is my life. Without them I might as well not live. I trap because I love every aspect of it, not to make lots of money.
- ☼ Late snow but froze very nicely, wolves stayed high all year. Fuel was high.
- ☼ No snow in Nov. made it impossible to run my main line until Dec.
- ☼ Trapped closer to home to save fuel.
- ☼ Season is too early and snow conditions are poor.
- ☼ The very warm weather at the beginning of the season melted all of the snow and ice on the swamp I was trapping by. Then the heavy snow fall later in the season kept burrying my traps constantly.
- ☼ My trapline has been established for 5 years. At least 2 new trappers set close to my traps.
- ☼ Low snow early. High fuel prices meant checking less often.
- ☼ 3) Focused more on martin because of previous prices. 5) Traveled less.
- ☼ 1) Very little snow, cold weather early froze most beaver out in my area. Good food source for other animals in spring. 4) Someone was trapping my area early season. 5) Less trapping because fuel is expensive/hard to get into cabin area.
- ☼ 2&3) Extremely high martin prices. 4) Not wanting to crowd other traplines. 5) Driving from Palmer to Petersville.
- ☼ Well lack of snow made it harder to cover sets and allowed the animals to catch more food on their own. The popularity of unethical trappers made it very easy to get my traps stolen.
- ☼ The reason I didn't take more is the biologist on Elmendorf only wanted a certain few animals killed.
- ☼ Heavy snow fall.
- ☼ The price of marten was to go up, but, did not.
- ☼ Lack of snow early in the season.
- ☼ Anchorage and Wasilla road warriors/weekend warriors set traps about 20 feet away from several of my sets.
- ☼ The weather made trapping easier and more fun to get out.
- ☼ Fuel to get out to where my traps are.
- ☼ Trapping pressure to trapping activity on road system made it difficult to locate good areas with fur.

- ☘ Early ice helped. Other trappers moved through. Fuel kept me closer to home.
- ☘ Trapping conditions were not very good. Too much snow for me because I have no snow machine. Also other people stole some of my traps/catches in my traps so that was no good.
- ☘ Not enough snow early on then game trails seemed to show very little sign. Gas was high so I did less as the season went on.
- ☘ 1) Lack of snow early prevented locating mink/ermine "runs"/pathways. 4) Other trappers encroaching on "territory." Although public property, common courtesy, and ethics should have entered but did not. My 9 and 11 year old granddaughters were dissapointed that someone would move in on "their" trapline and territory.
- ☘ 1) Early cold spell froze lakes and creeks early which made it easy to get back to locations. Limited snow kept me running trapline longer. 4) Information from other trappers convinced me to trap new areas.
- ☘ Did not have enough time to really have success.
- ☘ It froze early so I could walk to traps along creek.
- ☘ 1) Temps quickly got too cold for my 3 year old to participate (the main purpose for our trapping). 4) Bird Creek has a fair amount of trapping pressure. I spoke with 5 others trapping in the same general area. All were friendly.
- ☘ High wind and snow first 4 weeks, could not keep trap working. Did not trap 1 area for lynx because of gas prices.
- ☘ It was expensive to afford fuel to go from place to place.
- ☘ Pulled leghold sets when snow got to crusty.
- ☘ Deep snow.
- ☘ Trapping conditions were hard due to the large amount of snow in south central. Price of marten continued to be up as in 05-06. But I didn't make any more sets than I did the year before (conservation!)
- ☘ Would have had a longer line and would have trapped more if it was not so spendy to drive anywhere.
- ☘ I was encouraged by 05-06 prices and also felt I had to trap to keep other trappers off my established line of many years.
- ☘ Raised cost \$.
- ☘ Unusual abundance of glaciating and overflow and deep snow on top of that made access conditions difficult.
- ☘ 2&3) I expected high fur prices based upon 05/06 prices and pre-season prices. 4) I had to move some traps due to other trappers. 5) I eventually stopped a line because the fuel cost of checking it was too high.
- ☘ Lake did not freeze.
- ☘ 4) To many - too close - and too many skiers, snow machines following my trails.
- ☘ Too much snow, first part no snow.
- ☘ Early freeze-up allowed me to go up Moose River sooner than usual. Lack of competition helped my line.
- ☘ 1) Lack of snow early season - deep powder snow - end of season. 2) Martin only species that have a good price on market.
- ☘ Fuel prices way high, cut trapline checks to twice weekly.
- ☘ 1) Poor snow conditions - difficult to track animals. 5) The price of fuel is always a factor. I had to drive 60 miles each way to get to my starting point. 6) Again, no lynx was legal in my primary trapping zone. I had to go some place new.
- ☘ To cold to early November with to much snow. No gas money.
- ☘ It was a heavier than usual snow year.
- ☘ 1) Way too much snow by Christmas. 5) Drove less and trapped closer.
- ☘ Several harsh snow storms followed by high winds caused a lot of re-setting of sets!
- ☘ More snow.
- ☘ 1) Trapping conditions remained cold and clear, easy to keep sets working. 4) Other trappers were setting in my old area and I wanted to let them know I had been trapping there for years. 5) Gas prices made it more expensive.
- ☘ Fuel decreased amount I could drive. Condition stopped how far I could travel.
- ☘ The lynx season was extended two weeks in GMU 11/13. This was a big help because several of the lines my dad and I trap are across major rivers, which seem to be freezing later now.
- ☘ The fur profit was bad. I had to travel to far away from home on my 4-wheeler for a couple animals.
- ☘ Species were very scarce within the area.
- ☘ Lots of snow and storms which made daily activity very hard.
- ☘ Went after marten more than I have in the past.
- ☘ The main change in my trapping effort was the addition of the Purinton Creek beaver line set in response to request of local cabin owners whose trail was being flooded by beaver ponds. This effort was largely unsuccessful (another trapper had already taken the beaver).

- ☼ Due to high gas prices I needed to be efficient with less scouting time.
- ☼ Changed trap locations to remove fur before other trappers could catch.
- ☼ No snow.
- ☼ Hoping for big martin catch.
- ☼ More people. Higher fuel price = less travel.
- ☼ Hardly no snow on Copper River for wolf trapping, wind blew most of what we had. Then there was more overflow than usually.
- ☼ No snow (very little), could not get to all the places I wanted.
- ☼ Somebody was already trapping in an area that I wanted to and the gas was kind of high in price.
- ☼ Other trappers restricted the available trapping area.
- ☼ Getting more money for pelts help. High prices make for more trappers.
- ☼ 1) Lots more snow could not get to some parts I normally trap. 4) Lots of new weekend trappers trapping all over me.
- ☼ Trapping conditions were poor at the start of the year because of poor snow conditions.
- ☼ Martin prices were very good last year. High fuel prices shortened my season, because if I'm not catching very much I pulled out all my sets.
- ☼ Poor snow conditions.
- ☼ Fuel price is too high to operate a longer line.
- ☼ Other trappers moving in + making sets by ours. Fuel cost high.
- ☼ 2) Higher prices = more effort. 3) Forecast was high = more effort. 5) High fuel prices - if lower would've went out more. 6) Extended lynx season allowed us to trap longer.
- ☼ 1) Stable snow conditions and traps kept working for longer periods w/out need to remake sets. 3) good prices from previous season so targeted marten in particular. Increasing lynx population and increased number of lynx sets w/ good results.
- ☼ Conditions made it tough to get trapline established due to lack of snow. I increased my effort due to the prices I got last year. I also had to move from one area because I did not want to conflict with another trapper.
- ☼ Weather and snow were restrictive.
- ☼ Lack of snow, could not travel some trails. Tried to keep going on poor trail conditions, so I could recoup my gas and other expenses.
- ☼ I went after a species that I never had attempted to trap before. Plus prices were up.
- ☼ Snow and ice - conditions were difficult for getting around.
- ☼ 1) No open water like past years. 4) Started trapping late in season so several areas had already been trapped. 5) Didn't check traps as often or go as far.
- ☼ High water prior to season changed topography, washed food source out, pushed fur to higher elevations for feed.
- ☼ I was corked off by another trapper. Fuel prices limited the distance I was willing to travel.
- ☼ Low snow = refuge not opening as soon. Cold temps = river icing over before refuge can open.
- ☼ 1) Heavy snowfall hindered ability to keep line open. 6) Closed Johnson Pass trail to snowmachine for the two skiers that I saw use the trail all year.
- ☼ Colder conditions.
- ☼ We targeted more marten and less canine, as the prices were up, and we also expanded the line to new areas.
- ☼ Solid ice made traveling easier.
- ☼ Would travel more than 3 times per week, too many trappers along highway.
- ☼ New kids on the block, young and aggressive.
- ☼ Deep snow render most sets useless and buried. Sometimes if weather was too wavy on water to take boat, I would not go check traps that I knew were buried. We got 10 feet of snow this year. A record since I've been around. Fuel prices limited travel distance to make further sets.
- ☼ No snow - couldn't get out to set line till mid season. Martin prices were high \$\$ :) Fuel prices - had to be more business minded.
- ☼ More expensive to recreate due to gas prices. I could not trap lynx in Unit 7 & the martin season closed before I could access the high country on snow-shoes.
- ☼ Way way more trappers than animals sought after.
- ☼ There was too much snow, too often, everywhere.
- ☼ Less driving.
- ☼ Another trapper with established line in area. Started looking for another area.
- ☼ Some other trappers do not respect your traps and will set next to or close by.



- ☛ Because I trap off of the road system access becomes more difficult as the season progresses. Early on all pull-outs are clear and readily available for parking. As the winter goes on the state uses the pullouts as areas to plow up or dump snow, making it hard to find a place to park along the road. The 06-07 season had more snow early on than I am used to. The deeper it became the harder I had to work to access my line. Hard to do on foot even with snowshoes. Fuel prices played a role in my trapping effort this year. Wasn't able to put the effort and time I wanted to toward trapping because of fuel prices.
- ☛ Heavy snow and very cold conditions. The snow prevented easy movement. The alders bent to the ground preventing a snowmachine from going on our trails.
- ☛ I will take this opportunity to mention that I am purely a recreational trapper. I had a short season because I got a job that would not let me attend to my lines appropriately, so I pulled my traps.
- ☛ River flooding on the Kenai River.
- ☛ Fuel prices affected my activity.
- ☛ 4) More trappers moving into existing lines. 6) City closing some areas in city limits.
- ☛ Lots of people trapping in this valley.

## Southwest

- ☛ We had too much snow, with no base. Meaning your snow machine was always getting bogged down & stuck. Had one three week thaw then 4 weeks of -20 or better. Humans & animals alike were hunkered down, low catches during the cold snap.
- ☛ Trapped mink because price was supposed to be up (it wasn't). I didn't trap otter as much because price was supposed to be down (it was). How could fuel prices not effect effort if you are not just playing?
- ☛ Between partner and myself had 3 deaths in immediate family and 2 other major illnesses.
- ☛ 1) 1st wk good snow, 2nd wk -50, 3rd & 4th wks warm + no snow. (2) We trap to stay in shape + spend time together away from people. (5) Avg. gas at our cabin runs close to \$10 per gal. (6) Unfortunately the biologist in our area would not recognize a regulation if it jumped up and bit him in the fanny as he seldom lvs. his office, has no contact w/trappers or knowledge regarding abundance or population increase or decrease. (Ck you last questionnaire from western AK.) I did see that next yr. we have no limit on muskrat!! A change from the one allowed this year. So maybe there is hope for him. :)
- ☛ 1) Warm trail conditions. 5) High gas prices.
- ☛ Lots of ice, very pushy trapper, somewhat of a slob.
- ☛ Weather was better (colder more snow). I live 42 miles from town fuel prices hurt running to town for supplies.
- ☛ Too much snow this last year, covered most traps. 4 Wheelers was used because gas was too high and wasn't catching enough to use truck.
- ☛ Fuel prices were too high, had to make more sets closer to town.
- ☛ No snow in March.
- ☛ Lack of snow and windy conditions prevented access to some sites. High fuel prices reduced travel and limited recreational aspect.
- ☛ Cost of fuel too high and weather too bad.
- ☛ Otter prices were low and they just are not worth the fuel it takes to get them.
- ☛ Otter prices went into the tank. I still have 60 otters in Canada from 2005-06 season unsold. I am waiting to see if they sell and the small amount of fresh skins what they get from price.
- ☛ Windy weather, otter prices.
- ☛ Typically prefer to check line every day due to wx/other predators but cut back to about every other day due to exorbitant fuel costs.
- ☛ Less trips.
- ☛ Beaver trapping is not good - due to fall season and subsistence hunters. No one wants quality furs just a kill for personal satisfaction.
- ☛ I am seeing more sets from other trappers. The pressure is relentless on the otters at times.
- ☛ Bad weather.
- ☛ No buyers, low prices.
- ☛ Other trappers frequently walked my line. Resulting in stolen fur.
- ☛ Did not venture out as far due to prices of fuel.
- ☛ Higher operating costs and lower prices.
- ☛ There was good snow in January then February it was up to 46 degrees most of the month that thawed out all the creeks making bad ice. Then March came and it didn't get above -10 for the whole month.
- ☛ I had to go cod fishing early this year so I only had a week.
- ☛ No snow.

- ☛ Gas cost more this year. Other people were taking furs and traps.
- ☛ Park ranches going on my trapline and snapping my snares.
- ☛ Very little snow most of the season.
- ☛ 1) Very little snow in March prevented plans for trying a new area for wolves. 4) Another trapper beat me to some good locations for otter. 5) High gas prices decreased my travel a little.
- ☛ Could have had longer trapline - gas to high like 5.10 a gal, heading out after work.
- ☛ 3) The prices were a little bit higher and fuel prices were too expensive to buy and quit early.
- ☛ 2005-06 prices for otter caused us to increase effort and 2006-07 advertised prices for otter did not effect our effort because of their abundance. 2006-07 advertised prices for marten, mink, fox, and beaver caused us to increase our trapping effort.
- ☛ We had some extended cold that kept me off the line longer than I prefer and then a mid winter thaw that had a lot of my line under water. If fuel was cheaper my line would be longer.
- ☛ The snow conditions were really bad. Warmed up in January & then got cold in the end of the month & didn't snow for 1 month. Our fuel \$ was 4.50.
- ☛ Wild fur demand for marten & higher prices caused me to extend my line although fuel prices and long trap lines result in little profit if any. Tends to be a bad habit. But I would never give it up!
- ☛ Cold weather and good snow cover allowed access by snow machine through the end of March.
- ☛ Heavy snow caused me to put out more sets, because continual snow made some sets ineffective. Fuel prices made me change my line to where I could check them on my way to and from work.

## Interior

- ☛ I had [name deleted] move wolf kills and friends of his snare a moose then set snares around it. The area is registered to me which means nothing to him or his friends. Every year they leave set traps and snares in my area.
- ☛ Warm weather - water in some areas.
- ☛ No snow.
- ☛ 1) Not much snow. 6) Lynx season opens late here. There was a lot of lynx sign early in the season but I believe other trappers set for lynx early leaving few for people who go by the rules.
- ☛ Minimum snow with warm up trend. Cat season didn't open until later on. Other trapper trapping close to me.
- ☛ We had a record shallow snowfall of 12" standing at the end of the winter. Snow was inadequate for travel until late Jan. when I started. The high cost of fuel is to be considered and snow goes part as to distance traveled ratio to catch possibilities.
- ☛ I'm in the middle of beaver tribal land, most every place I go they bitch about it!
- ☛ Did not travel further to set up a new area because of higher fuel prices.
- ☛ Lack of snow, lots of overflow ice.
- ☛ Late snow. High fuel prices.
- ☛ Prices dropped + fuel prices went up. Snow conditions poor first of year, November.
- ☛ Lynx season too short in my part of area 20A where there is little or no competition. Lynx generally move into my area o/a 15 January. From then until March I see more sign than from 1 Nov until 15 Jan.
- ☛ Put extra effort into marten because of last year's end price and preseason price estimate.
- ☛ Poor snow conditions limited access to the area and low prices caused reduced effort on some species. This area is at low cycle on most species, fox, lynx, wolf, marten. Lynx are starting to rebound with an increase in kittens this year over last year. This year was the lowest I've seen wolf, fox, and marten, in the last 28 years. Most of my effort was in maintaining a presence on my line and doing trail maintenance this year.
- ☛ Made more sets.
- ☛ Snow conditions allowed easier travel in most areas not a lot of overflow.
- ☛ 1) Too much snow. 4) Other trappers in the area.
- ☛ Nice weather.
- ☛ I just can't expand the size of my line. Because there's a lot of trappers around me. It's always that way close to town. No big deal, but it does affect your effort.
- ☛ I did trapping in year 2006-07. Gas prices were too high to make a living on trapping you spend more than you catch all the time.
- ☛ Lack of snow the first part of season - could only get to part of the line.
- ☛ 1) Fairly good snow conditions, not too much but enough. 2) Prices were on the way back up. 3) Prices were high.
- ☛ Short daylight and lots of days colder than -35F makes it hard to get a lot of sets out by early in December.

- ☘ Poor conditions/late freeze up/lack of snow. Gas is 4-5 dollars per gallon.
- ☘ Lack of snow kept me from getting to the very rough areas.
- ☘ For the first time in years we had traps stolen! As fuel prices go up, fun value goes down, and trapping costs rise.
- ☘ I am new to this area and I respect the guys who were here first. Now that I'm getting to know them I'm settling in with no complications. Gas! Never ends.
- ☘ I was only allowed to trap 25 beaver this year along Chena Hot Springs Road.
- ☘ 1) Lack of snow early - used 4-wheeler on trails that I could travel with it, mostly wolf line. 4) I have to start trapping at beginning of season, no matter what snow conditions are, to show that the trapline is active or want-a-be trappers invade it. This is not all sport for me, it's a livelihood. 5) I extended time between checks of wolf line, too much expence for little catch.
- ☘ Lack of snow made it more difficult to get to my area across to flats. Snow depth changed the movement of furbearers.
- ☘ Prices for marten were high; then dropped. Lynx prices were poor in comparison. Fuel prices limited some activity.
- ☘ 1) Extreme cold for a few weeks, took longer to run. 4) Newcomer have no concept of people here before they show up. 5) After fuel made about \$1.25 per hour.
- ☘ Trappers took some game.
- ☘ 1) Lots of deep snow made it difficult to get entire line set in a timely manner. 5) Didn't check traps as often - save fuel.
- ☘ Had to wait for unemployment check every two weeks. Gas is 5.56 a gallon.
- ☘ Trapping conditions favorable for aircraft use earlier in the season w/solid ice. More marten sets due to high densities of marten & increased prices. Trapping effort was affected to some extent by extra trappers in the field who had not trapped for many years. Higher marten prices brought out every trapper who ever set a trap, even if they had not trapped for years.
- ☘ No snow.
- ☘ Very poor snow conditions made travel slow and painful.
- ☘ Weather was cold and stayed cold. No animal movement as expected.
- ☘ Other people trapping in the area.
- ☘ Snow melted in Jan. - 59 degrees one day. Never received enough after that to get to the main line.
- ☘ Better ice conditions allowing me to travel farther.
- ☘ The cost of the airplane to bring gas out. My plane service cost more along with the fuel they brought out.
- ☘ More fur this year.
- ☘ River open later in early season of trapping. No snow Nov + 1st Dec. Less effort with some fur because of lower prices.
- ☘ Cold spell.
- ☘ 1) Lack of snow start of season. 5) Fuel prices too high \$5.50 a gal.
- ☘ Cost more to run line.
- ☘ Late freeze up on river. No snow early on in season. Pressure from other trappers, pitching off my area from different directions. Not as many animals.
- ☘ Unethical trappers moved in on me.
- ☘ Low snow, more weekend trappers, early beaver season.
- ☘ 4) Folks continue to seek areas to trap - and they get closer! For the first time in years we had traps stolen! 5) As fuel prices go up - fun value goes down! - and trapping costs rise!
- ☘ 1) Sometimes too cold. 4) Ran into someone else's line with my line.
- ☘ Low snow conditions made for a rough trail so we could only trap 15 of our 35 miles of trail. We didn't set for lynx but made 2 incidental catches in our wolverine sets.
- ☘ No snow before 10th of December, could not drive snowmachine. Walking was excellent, though did limit how far I could go.
- ☘ Gas expensive, I have a big truck. Someone else was trapping in the same area where I wanted to have a main line.
- ☘ I didn't go as far out.
- ☘ Extream cold not allowing machines to run.
- ☘ 1) Trapping conditions - decrease effort. 4) Other trappers - decrease effort.
- ☘ As a new trapper, I could not find an area not already "claimed" by others. I had traps removed and lines spoiled by others.
- ☘ Low game numbers in area. Encroachment by another trapper. Gas was a huge factor with not actually trapping any fur.

- ☛ 1) Lack of snow extended cold weather in late winter. 4) Verbal communications issues & understanding of agreements between trappers. 5) Self explanatory but generally caused tighter planning of line activities - not a bad thing overall.
- ☛ 1) No snow. 4) Squeezed by other trappers.
- ☛ No snow. Gas way too much \$.
- ☛ 4) Always have a new crop of pilgrims that \$#@! with the old hands around here. And the really \$\*!% part is, is that according to you people its ok for them to be able to do that - when will you ever use the Canadian system of exclusive trapping rights to an established individual?
- ☛ Not enough snow.
- ☛ To many other trappers in the Galena area. Gas prices were to high (\$5.00 a gallon).
- ☛ 1) Little snow required me to walk until approx Christmas. 2+3) High marten prices in 05-06 and high advertised marten prices for 06-07 made me extend some trails into more areas. 6) Earlier beaver season helped a lot in that I was able to secure camp meat and bait before marten season started.
- ☛ No snow. Made it difficult early to get to my line.
- ☛ I live right around the Arctic Circle right smack in the middle of Alaska so it was usually to cold to go out. Nobody went out in March because it was about -30 to -50 almost every day. That cut down on our trapping season. Besides nobody in my area go trapping seriously. Mostly recreational trapping or subsistence. Not very much money in trapping to get by.
- ☛ Poor management of fires the past few years.
- ☛ I have to wait for sufficient snow to get into some of my line.
- ☛ The marten prices looked to be good. - The snow conditions in an area were not good for landing until late in the season. - The 2005-2006 prices were good on marten.
- ☛ Another trapper set some traps of his on our trapline and we lost some of our best spots. The 06-07 weather conditions were very cold and discouraging.
- ☛ Low snow made travel much more difficult so much more effort was needed.
- ☛ I had a job that ran late into the year. It caused me not to run my trapline as I normally would, so production was lower.
- ☛ High cycle on lynx.
- ☛ Lynx moved into trapping areas and conditions were good.
- ☛ 1) No snow. 4) People trying to run you off public land. 5) Gas is expensive. 6) Could only trap lynx a short time.
- ☛ Cut back on # of trips out.
- ☛ Lack of snow until Feb.
- ☛ 1) Less snow hard on dogs. 2) Made good \$ 05-06. 3) Knew I could still ride off of 05-06 \$. 5) Fuel price's every trip need to count.
- ☛ The first year, not many trappers around, lots of animal sign. This year more trappers, 1 trapping from snowmachine, right along road system, little animal sign. Dissapointed, went home.
- ☛ No snow.
- ☛ Almost no snow. Normal - 3 or 4 feet, this year - 6".
- ☛ Gas for snowmachine is \$6.00 a gal, and a quart of oil is \$9.00.
- ☛ Longer season.
- ☛ Lack of snow in early season. Fuel for aircraft & snowmobile is excessive.
- ☛ Early snow melt hurt for beaver trapping. Poor snow in fall and spring. I'm a white guy in a village. Every spot is already claimed by someone... even if they have not trapped for 20 years. I tried to ask around and move when told. I trap near the dump, only a dumb white guy I guess would trap near it.
- ☛ 1) Weather was cold in Febuary. 2) Some fur prices was better. 3) Pre-season advertised prices was better. 5) gas price is high, can't go out often.
- ☛ Less effort due to shorter seasons and higher fuel prices.
- ☛ In 2006 fuel prices raised from \$2.95 to \$4.25.
- ☛ Little snow - hard to get out early. Had to use 4-wheelers - since trail too rough but went anyway. Wolves outsmarted us. :(
- ☛ We got snow early on in the Eagle area and cold temps to freeze the creeks early also. Last years prices for marten were very good. This years advertised prices were even better but the final auction prices were a disappointment.
- ☛ Conditions were good. Also expected prices were high so more sets were made.
- ☛ Fur prices caused more trappers to invade our trapline.
- ☛ Too many rabbits, cats difficult to come to bait more successful in snares. 2004 fire basically destroyed trapping for marten and for lynx.

- ☛ Interior burning practices - disastrous on wildlife and habitat. Do not expect any improvement for another 6 to 8 years. Airplane shooting should be banned.
- ☛ Intrusion onto my line with set disruption. Concerns of trap and catch theft.
- ☛ Poor snow conditions made it unrealistic to run the trails. Gas prices also decreased effort
- ☛ Fur only pays to go out and get more fur to buy more fuel. Pilgrims moving in everywhere!
- ☛ I was trying to have fun with my kids and some guy was trying to kick us off a beaver pond. He said that he had trap there before and we had to get are stuff and leave. It wasn't such a great experience for two young kids 8 - 11.
- ☛ Low snow + cold winter. Terrible overflow on the river + creeks made travel difficult. I cut back on my line because of high gas price + lower fur price.
- ☛ I put more effort into trapping because of better fur prices and good snow conditions.
- ☛ No snow, marten none existing. Because of high advertised prices, trappers moved in plus old member of trappers assoc. who has no respect for trappers assoc rules he helped to adapt years ago.
- ☛ BLM kicked me out of my main cabin, cancelled my cabin permit that I had for 12 years or more and wild fires ruined my best country.
- ☛ Extreme cold spell delayed effort for several weeks. Light snow fall early made travel to some regular areas very difficult or impossible.
- ☛ 1) Poor snow year - river overflow. 4) Other trap was in area.
- ☛ All of my marten line burned + has not recovered and snow conditions were bad - beaver line ice was too thick due to no snow cover.
- ☛ 5) Ran lines on opposet days.
- ☛ Higher prices paid for marten motivated me to consenstrate more on marten then anything else.
- ☛ Unethical trappers moved in on me.
- ☛ 1) Lack of snow. 2) Prices low. 3) Prices low. 4) Scrabbing (?) on parts of line.
- ☛ I had to consider how many times I could check my traps, since I had only one gang set out. Had to consider was it worth the cost of fuel.
- ☛ I trap across the river to the foot hills of the Melozi. Other trappers go on each side of my line in the same area with in 2 - 5 miles. Gas is 4.40 a gallon and going up plus it was cold this past winter, the animals didn't move as much.
- ☛ Low snow, low prices, short cat season.
- ☛ Wasn't very good snow and overflow was busy. Didn't see as many critters. Didn't even put a single wolf set out.
- ☛ Fuel prices affected the distance/length of trap line.
- ☛ 4) More compatition. 5) Checked my traps less frequently.
- ☛ Our trapline is well established for many years. A series of very extensive forest fires burned much of it during the past 10 years. These burns are now very productive for marten. The high abundance, coupled with good success in 2005/2006, very good prices and the price forecast for 2006/2007 encouraged us to trap "hard." P.S. The predicted high prices did not actually materialize in 2007. Also, and probably most important, due to our age, we do not have many years remaining to trap. We just wanted to do it.
- ☛ 1) Lack of snow. 2) Lower prices than 2005-06 season. 5) Cost of aviation fuel up along with snow-go fuel.
- ☛ We trapped more miles/more traps but covered ground faster with less effort (due to other commitments) so spent fewer days out.
- ☛ To many people there. Soldiers came back from Iraq and hit the area hard. I didn't start until Christmas.
- ☛ Put out more marten sets in hopes that 06-07 prices would be similar to 05-06.
- ☛ Set fewer traps due to theft probability.
- ☛ Start of trapping season snow conditions were great. Dec. brought very warm temps which melted most snow away. Access was very rough and lots of gravel etc. Got a bit of snow later along with extreme cold, critters weren't having to rely on snow go trails to run.
- ☛ Light snow fall made the going pretty rough in the beginning of the year. Caused the creeks to ice up well though.
- ☛ Early snow conditions. Other trappers in area not wanting to except the old traditional ethics of us trapping for over 30 years in the same area. We have tried to farm areas so as not to over harvest the animals.
- ☛ 1) Low snow, poor mobility. 2) Low fur price, couldn't buy any new equipment. 3) Tried to catch high dollar fur. 5) \$ of fuel, you can't afford to explore or expand your area.
- ☛ Snowmachine keeps breaking down, price of gas limit my distance where I need to go.

## Arctic & Western

- \* Another trapper has been checking my traps and tries to duplicate my sets and even sets very near to me. I asked him if he plans to tie-off to my same trees.
- \* Took a long time to freeze over. The warm up/thaw hurt my wolf trapping effort.
- \* Fuel is over \$5 a gallon, you do the math. Fur prices went down in the middle of the season.
- \* Low snow cover prevented starting on opener. Fuel prices were high, which limited line length.
- \* Gas made drastic cut to some of the main line but kept the shorter + less catcher lines but put in more traps from the main line.
- \* Poor snow conditions limited travel.
- \* 1) No snow cover, lots of ice. 4) More pressure = less fur. 5) Cost more money.
- \* Warm conditions and high fuel costs.
- \* Gas was little expensive so could not set traps too far. Traps were set near my traps by other trappers.
- \* Higher fuel prices made a high impact on the # of weeks the traps were set, also lower fur prices than previous years. Trappers in area are also plentiful every year. Hard to get a desert trapline going.
- \* I found this years ice thicker and the cost of fuel for the snowmachine was incredibly high.
- \* There was a lot of trapping I found out.
- \* Much of the snow melted in March, so I had to move my line to where there was snow.
- \* Not enough snow to cover snares, gas prices too high.
- \* Poor fur price and high gas price! Every year the price of fur is about the same, no change. That's why nobody wants to trap for fur!
- \* No snow.
- \* No snow, rough ice, bad ice.
- \* Not enough snow this year.
- \* I had to fly into my trapline on one occasion because the overflow was too deep to cross safely to conduct my check. I tried to catch marten this year because the fur prices were up. I checked my sets less often this year due to higher costs of fuel.
- \* No snow.
- \* Didn't get to go out much, bad travel conditions + no snow.
- \* Lack of snow shortened opportunity.
- \* Less fox available. Expense more due to fuel.
- \* Fuel prices affected me some as gas was at \$5.52 per gallon and oil (for snowmachine) priced @ nearly \$8 per quart. So each week I spent roughly \$100 per week to supply my transportation. Otherwise, the season was great.
- \* No really big snowfalls allowed trails to be kept open. I don't give in to distractions - I trap, it's who I am.
- \* Less snow, more colder at -30 below.
- \* Good weather/traveling.
- \* Rain/icy conditions affected trap operation.
- \* Snow cover about 1/2 amount compared to 05/06.
- \* Severe cold condition and low fur prices caused me to not trap as much as I needed to.



Photo by Lance Kramer

## Do You Have Any Comments To ADF&G?

### Southeast

- ☛ Thanks for sending this out in the spring when we can still (sort of) remember our catches. This should result in better data than waiting until later in the year.
- ☛ Sorry my # varied in martin. I caught 290. Was in a boat wreck - lost most of my catch!
- ☛ Trapping is awesome; even when your not in it for the money. You should of explained what a GMU/subunit was on this thing.
- ☛ Early, deep snow affected access to planned areas for me, as I'm sure most trappers in this area. Snowshoes where the order of the day, every day for unit 1C. Water conditions for skiff said "no way." Did ok, lots of animal movement. Assume they, too, had to work hard to make a living. Prices a disappointment after all the talk of \$100 marten averages, but did OK for Southeast. Ended up with about a \$72 avg. Not bad, lots of dark, dark pelts (90%). Keep up the good work Karen!
- ☛ Wolf were not to hungry, hard to draw them in. If you found moose the wolf were never more than a day behind.
- ☛ How about opening Chichagof Island to beaver trapping at least in limited numbers?
- ☛ Snow was to soon to deep, almost no fur.
- ☛ Please enclose GM# map so we can fill this out properly.
- ☛ I have never seen or experienced the abundance of coyotes. Because of low fur prices nobody, myself included targets these furbears. They are putting a big dent in moose, goats, hares and other food for furbears. Can we put a bounty or raise fur price. I understand you and your biologists don't have affect on prices. But I enjoy helping and give my info as this is a major problem. Please help!! P.S. Thank you and keep the surveys coming.
- ☛ Looking forward to next year trapping.
- ☛ Why do you open wolverine and wolf season almost a month early, before everything else. This gives the slobs a perfect excuse to start trapping marten early.
- ☛ Trapping season starts too late. It would be nice to trap in November while deer hunting.
- ☛ I don't see any problems with management practices in this area (Yakutat), primarily because so much territory is unreachable by trappers that the hard hit forest highway 10 corridor is adequately replenished by breeding animals elsewhere. As a lifelong trapper, however, I still would like to see a mandatory check law enacted of somewhere between 48 and 96 hours. If nothing else Southeast should have one since animals do not freeze here and are sometimes left for days or longer in leg holds, which is first and foremost undue suffering for the furbearer and secondly poor publicity for trappers. Other than that I have nothing to add. Great job. Thank you.
- ☛ I trap as a nonresident in Oregon + am dying to get back to AK for some real trapping. I really appreciate the trapping report. Thanx.
- ☛ I think the season should start November 1st.
- ☛ Thank you!
- ☛ Increase presence of law enforcement during trappings season, it's a good thing. Support by local ADF&G personnel very good and I appreciate this.
- ☛ A beaver season in Unit 4 would be a good idea. Their numbers are getting pretty high in areas. If there is concern of over trapping the beavers, just put a small limit on them.
- ☛ I support tagging/identifying all traps and snares.
- ☛ I wish you would retract the new regulation that requires trappers to tag each trap, with ID or name. This is proven not effective. I hate to see us all have to do this because of the acts of a few irresponsible trappers catching someones pet.
- ☛ There are beaver in every river drainage in the Sitka Area and it would be nice to catch one or two a year. Also the otter population is getting hit pretty hard in the Sitka area.
- ☛ Thank you for sending a return of information through the questionnaire. Very few government agency's have enough ambition to return information.
- ☛ Marten number up significantly either due to increased mice/rodents or they were just pushed + concentrated by heavy snow up high. Otter prices in the tank will hopefully give them some time to increase in numbers. They have been trapped hard due to high prices over the last few years.
- ☛ Add map showing subunits. I don't own any maps showing the sub units in my area, I have no reason to.
- ☛ Mink sign was abundant on Douglas Island but I had much more difficulty catching them than last year. There appears to be an explosion in vole numbers and they quickly consumed my bait in ground sets.
- ☛ Need to extend coyote season to match wolf/wolverine season.

- ☛ My trapping effort was very minimal this season due to family obligations. Consisted only of taking grandkids out for 4 days. Will do better next year.
- ☛ End trapping in Unit 1C. This will allow ADFG to lower staff costs, lessen revenue to the state, enforcement trooper could concentrate on other issues and all the anti trapping tree hugging, leaf lickers in Juneau could use their time on other hunting and fishing issues. It has been regulated to death, Lets end it. Maybe following Washington state by ending all trapping.
- ☛ Keep up the good work. Glad to hear are going to open beaver trapping west of Chatham Strait.

## Southcentral

- ☛ Too many airplane trappers!!! 1) Longer lynx season in 13C Nov 10th to Jan 30th would be nice. 2) Put a 50 marten limit in 13C per trapper. To many trappers are targeting them now. 3) Put a bounty on wolves and grizzly bears or there wont be any moose left in 10 years in 13C.
- ☛ The main purpose of this was to share the outdoors with my kids. I have two of my own (9 and 7) and two step (7 and 4). It was a big thrill to them and the weeks they were gone they would call to ask how the trapline was going. We never caught anything but had a great time trying. I set about 12 snares and 24 coil spring traps. I am just learning myself so this was a great experience for both me and the kids. Good family time. Maybe next season we will catch something. If not that's ok too.
- ☛ Wolf population in area 13A Little Nelchina area has declined since aireal hunting. Have noticed increase in snowshoe hares. Increase in fox. Area has several trappers after marten.
- ☛ Although many who are critical of ADF&G are extremely vocal - please resist attempts at "ballot box biology." I, as well as the members of the Alaska Frontier Tappers Assn, feel the biologists are doing their job well. I would like to see enforcement returned to the brown shirts sooner rather than later. Enforcement of game laws is lacking because of personnel shortages and it is beginning to show in both populations of game as well as attitudes of some who would refer to themselves as sportsmen but are not living up to the true definition.
- ☛ Have a longer season. Like, 30 days longer.
- ☛ Need to have mandatory trapper safety and ethics course or test. I usually walk my line at least 2 weeks before and after the season in March. Things look really good for next year (no lynx tracks this year or last). If my compitition can shoot fox in Sept. why can't I trap in Oct. Most of the fox I catch are rubbed.
- ☛ The airel wolf hunting in 13C has greatly reduced the number of wolves in our area. I think its time to end the airel hunt so us land trappers could have a chance at a few. The sealing of sheep hornes is "stupid." I live in a remote area and if I get a sheep its a big hassle for me to get out and have it sealed. If someone shot a small sheep, do you really think they would bring it in for sealing?
- ☛ Please send a questionare next season. Please extend mink/weasle season on the Kenai Peninsula.
- ☛ I live in Unit 16b which is under the predator control program. There was no sign of wolves in the area at all this winter. On the other hand coyotes are becoming more common.
- ☛ I have noted a drastic decrease in the wolf population along Alexander Creek. The predator control efforts in this area have worked. Previous years I usually saw fresh sign weekly. This season I only saw two single sets of tracks.
- ☛ Trapping in Alaska, especially on road system, should have more regulation to protect wildlife and reduce unethical and illegal trapping. Would like to see mandatory trap checking and suggest every 48 hours. No trapping within certain distance of roads and established trails, 300 feet suggested. This would eliminate "road trappers" too lazy to get out of vehicle and reduce danger to pets. No killer traps (conibear and snares) whithen certain distance of roads, trails, houses. Close marten and lynx seasons in unit 14. I have not seen a lynx track in 3 years. Marten numbers have been decreasing and last winter I saw much fewer mouse tracks in snow so suspect marten populations to continue to fall.
- ☛ Would like to have season lengthened for wolverine in 13D.
- ☛ I trapped as a teenager some and always wanted to do it seriously. We had a good time and hope to do it again. I lived in Skwentna for 10 years and coached my kids some there.
- ☛ We are seeing more wolf tracks in groups of 4 to 5 every year around Larson Lake and Bald Mountain area where we snowmachine and they are starting to have an affect on the moose population. They are very hard to trap and next year I plan to spend more time trying to hunt them via snowmachine if we get more snow. Last year was a very low snow year and we had lots of rocks and tundra showing due to wind around the Bald Mountain area east of Larson Lake. Please maintain the airborne hunting of wolfs in your targeted units it does help keep the wolf numbers in check. It is very important for us moose hunters to put food on our table to feed our families. Do not let the outside "save the wolves" groups make your decisions.
- ☛ More trapper in the country because of the expected big prizes but to bad for the fair weather money hungrey fur trappers who don't earn it any way!



- ☛ Board of Game deserves some credit for decisions made this last time around. Its good to see them stand up to the "antis."
- ☛ Seemed to be a lot of beaver last fall but a high mortality rate due to deep snow and long cold spell. I saw several dead beaver in the streams I trapped when things thawed out.
- ☛ 1) Thanks for supporting AK Trappers Assoc. 2. Stay firm with the predator control programs. 3. Super abundance of both brn + blk bear in most areas in south central AK.
- ☛ In 14A the marten season is to early, snow and ice conditons are poor and result in problems accessing the areas I trap.
- ☛ Get ride of beaver sealing.
- ☛ I am tired of hearing all the negative publicity about trapping. The article about opening up 14C to wolverine trapping made the front page of the ADN. This sparked so much controversy. It seems if we keep this sport more "quiet" I think that benefits us. Another article about a valley trapper appeared on the front page of the Mat Su section in the ADN. Again this created numerous editorials from anti-trappers. Regarding the wolverine trapping 14C. I believe Rick Sinnott estimated there were around 12 wolverine in that area. How the heck does he come up with that #? In my opinion there is probably twice or three times that many. When those anti-trappers see a population estimate that low it makes them outraged that we are opening it up for trappers.
- ☛ I personally have seen in my 3 years of trapping the amount of hares and lynx increase in units 15B/15C and would very much like the oppurtunity to trap lynx even one a year would be nice. I realize having a stable population is the key but lynx populations are def. on the rise. ie number of tracks I've witnessed in some areas, and speaking w/other trappers in the area who have witnessed the same!
- ☛ I am a hobby trapper with very few traps out. I usually get a couple wolves and wolverine each season. Very few wolves in the upper Yentna drainage this year. All but one hut of the 20+ beaver huts got froze out this year. I scouted them from the air prior to freeze up so I know each was "live" (occupied). Very cold/w no snow until late December this year.
- ☛ Thanks for the opportunity to let me trap in this state and to allow me to show my children a little about trapping. I intend to trap more in the future.
- ☛ Keep up the good work.
- ☛ Q 10: I live on my trapline year round. So I don't need transportation to get to it.
- ☛ In unit 7 & 15 we need the wolf trapping season mid-October to the end of April to help reduce of number of lice infected wolf on the Kenai. The lice infected wolf began on the Kenai, this lice has been found as far north as Glennallen. It won't be long before these infected wolf cross the US border into Canada. Then what will our Canadian neighbors think of us. Its not the ADF&G to blame, but in my opinion we have the US Fish and Wildlife Service to thank for these infected wolfs. I was here when the lice was first discover. It was ADF&G who wanted to remove these wolfs, but was shot down by the USF&WS who stated leave the wolfs alone. Today 85% of the 300 wolfs on the Kenai is infected.
- ☛ Unit 13A - no lynx, open for trapping. Unit 7- lots of lynx - not open for trapping?
- ☛ In regards to trapping regulations and related management I believe your dept. is doing a very good job. I do not recommend that lynx trapping in 15C be allowed yet. The rabbit population has not rebounded for some reason. We have a few lynx but not enough to allow trapping.
- ☛ I started trapping in the 60's, the thought of taking pictues never crossed my mind till just now when I read your letter dated April 30. I'll share pictures if I get some.
- ☛ It would be good to have the season for marten extended in 16A. We have lots of marten. Weather conditiions in Nov. are frequently adverse to trapping which leaves us only Dec. to trap in. With the changing weather patterns this will no doubt continue to be the case - i.e. lack of snow + frozen conditions in Nov.
- ☛ You are doing an excellent job. Keep up the good work!
- ☛ Noticed increase in rabbit and lynx sign in Unit 15A. Hope to see a lynx season soon. Would like to see beaver season extended 1 more month (later) in Unit 15A. Would possibly allow open-water trapping on this under-utilized resource. Otter season could last until March 31st. Seems to be plenty of otter available.
- ☛ For years I have been telling you # of fur animals is sadly lacking! And it is getting worse with time! I have lived, trapped, hunted Valdez-Glennallen area for 47 years, every year is getting worse! I have a B.S. degree in biology and one thing I learned that ADFG does not know is that it takes some to make some! You must do something drastic i.e. emergency closing of hunting trapping for a few years or you will have no job as there will be no game left to manage. And no - the wolves and bears are not the problem, sorry. Rabbits have not peaked for 40 years!!!
- ☛ Thank you for your good work. I do not like the computer generated lynx management program as it leaves to many failure windows for extenuating and changing trends, events etc.
- ☛ Keep up the good work!
- ☛ Hopefully will have enough snow and time to run a full line next year.

- ☛ Wolf is on the up swing and moose are on the down swing. Its hard to catch them because in my area they travel the snowmachine trails where you don't dare set a snare!
- ☛ Why do you have a short season for martin in 16A. They are just as abundant in 16A as in 16B. I would like to expand in 16A but, can't justify sets in a shorter season.
- ☛ I decreased my trapping effort this year (pulled my otter, coyote and beaver sets 7 weeks earlier than normal) due to my fathers declining health, which required more of my time to care for him. I did enjoy the cold winter without the normal freeze/thaw cycles that we see during a normal year. Saw several sets of lynx tracks this season (did not set for them). These were the first sign that I have seen in about 4 years, the cycle must be heading up from the bottom. I always look forward to the peak :) Should be about 3 years away in the area that I trap. Thank you.
- ☛ I think that the comments recently made by Rick Sinnot concerning the BOG decision to allow wolverine trapping in certain areas of Unit 14, were out of line. He obviously knows nothing about the wolverine population in the area. I spent a considerable amount of time in various parts of Unit 14 this season, and can say that there are many more wolverines present than he is suggesting. If we as trappers can't depend on the Alaska Dept. of Fish and Game to give the media and other trappers correct and valid data, then who can we depend on? Furthermore, as trappers we need everyone we can get to be on our "side." The comments he made to the media suggested that trappers were/are "bad" people, cruel and wanton killers. As a dying group of individuals (trappers) we don't need this type of publicity. So, tell Rick thanks for nothing. To the rest of you at ADF+G who support and believe in trapping, thank you for your support and efforts.
- ☛ Too much pressure on the Copper River Delta for all species except beaver. Fur limits are justified.
- ☛ Too much snow in Seward this year to enjoy trapping. Went out this spring to pull boxes from field and found lots of sign. Coyote, wolverine, martin, river otter and beaver. Work schedule also played a large part in ability to trap.
- ☛ Dog owners need to be educated! One dog was caught in a conibear (330) near Cordova. It was successfully gotten out of the trap. The trap was 18 miles from town and 3.5 miles off the highway. The owner drove his truck (only possible because of frozen ground & ice) on the trapping trail. The dog was released from the truck and went over to the trap. The wolverine set was in prime trapping country. I hold the owner responsible for letting his pet run loose in a trapping area. Moose also frequent the area so a dog should be leashed. The dog owner has vowed to change trapping laws so we will no doubt hear more about anti-trapping proposals. If you mark your traps this same dog owner takes your traps. He has taken 4 trappers traps!!
- ☛ I am looking forward to receiving the trapping report, thank you.
- ☛ 16A - It would be nice to see the marten season extended.
- ☛ I would like to see wolverine season extended in unit 11.
- ☛ Why can't we have a later season or more later season's to hunt moose. In Sept. the brush is too thick + the temp is too warm + the bugs are bad + it i more difficult to keep the meat clean if by some "stroke of luck" one actually gets one. Also, why can't an Anchorage resident claim subsistance trapping rights? If I lived in Hope, I would be allowed to operate a snow-machine in an area that I could get to , but no--- I live in Anchorage!
- ☛ I did plan to set conibears on my two secondary lines later in the year for wolverine. My lines here are not typical, most trappers here are close to roads, mine are not.
- ☛ Sinot/Coltrain are counter productive to trapping. Close the middle Kenai to dolly fishing over rainbow spawning beds!
- ☛ Found a new trapping partner! My 2 year old daughter really enjoyed "twapping" this year. She also took part in our evening skinning sessions or "making them naked" as she saw it! I was able to take her as well as my wife & 3 mo. old son out nightly this spring beaver trapping. Certainly added to the trapline logistics (packing the kids, snacks, gear etc..) and we didn't sneak quietly up on too much! But a good family time was had by all, and the excitement of my daughter as she peered into the water at a beaver caught in "my twap" was, as they say, "priceless." If you have kids or can borrow one, I encourage you to get em out there! It doesn't have to be far, keep it simple & fun. That's what our trapping future is all about.
- ☛ Did not trap 2006-07 season due to ruptured appendix and complications. Will return for 2007-08 season. Thank you!!
- ☛ Open lynx season, they are coming up in numbers. Stop closing trails to snowmachines! We have the right to enjoy the trail also.
- ☛ Since I work full time, I mostly trap to teach my sons the art. But since they play hockey, there is not much spare time. We only had one marten set out last season and it was close to home. I hope to do more in the future but who knows? Thanks for your work.
- ☛ Too much land has been taken away from trappers. I have to go farther and farther in the wilderness. Just for a couple of minks.
- ☛ A big thanks to Bob and Becky for getting the lynx season changed in Unit 13. Keep up the good work.

- ☛ Would like to see a copy of the completed report. I am always willing to fill out any type of survey that will help the ADF&G better manage our resources.
- ☛ Trappers have little chance to get wolves anymore due to aerial hunting. Wolf sign is almost non existent. If you offer bounties make it applicable to all sportsmen, not just those with planes. Appreciate aligning seasons to make things more economical and efficient, especially with escalating fuel prices.
- ☛ Trapped with partner, all pelts sealed through him. Plan on trapping 2007-2008, would like to stay on your mailer.
- ☛ Do not let the greenies stop the hunting, fishing, and trapping - It is a way of life. We are trying to pass it on to our grandchildren. Thanks.
- ☛ I would like ADFG to consider the trapping (foothold or footsnare) of bears in Unit 16B and other predator control units. Trapping bears would be a very efficient means to help control the number of bears, and also allow for the sale of hides.

## Southwest

- ☛ Caribou came into the area late this year. Predators were hungry - wolves were frequenting local landfill almost daily. Animal condition varied, they were either well fed or under nourished. (no in between) 3 caribou kills (by wolves) within one mile of AK Peninsula highway, one within 200 yds. If something isn't done to reduce the number of bears and wolves there will be no game animals (caribou and moose) to hunt.
- ☛ I don't like fall beaver trapping. Furs are poor quality. The weekenders use this easy time to take too many. Beaver subsistence here is a farce. Another way to easily make a "kill".
- ☛ If you teach your children to hunt, trap & fish you will never have to hunt your children down because you don't know where they are. You won't have to trap them in your bedroom just to get them to talk to you and you will never have to fish them out of a sticky situation because they swallowed some jerk's B.S. hook, line and sinker!!! (Just my opinion and thoughts).
- ☛ Great reports, I will be trapping again. As a member of multi trapping assn I foresaw the price drop in otter. China was the major buyer. They are a communist country. They are like the mafia. They saw over bidding between themselves. That was unprofitable to the higher ups. An easy way to control market was to stop all imports and check internal rivalries among buyers in China. The Dali Lama didn't help matters either. There will be other markets in time!
- ☛ Survey too long.
- ☛ My kids and I look forward very much to trapping each fall. My son and daughter each skinned their first beaver this year. Age 8 and 12. I would like to see otter and beaver season end at the same time. It is impossible to trap beaver and not have incidental otter catches which is closed Jan 31 and beaver closes April 30. Is it possible to extend otter until April 30th.
- ☛ My trapline is just a hobby while hunting on Kodiak island. Thank you.
- ☛ Due to WX and work schedual, daylight and so on I do not "trap" but instead use the trapping license as a means to "hunt" furbearers.
- ☛ Most years I trap the entire season and often take my children & nieces & nephews along. I hope to start up next year again.
- ☛ The USCG Coast Guard needs to quit flying over mountain. So close they scare off deer and goats and bears. I no they are hunters just spotting planning hunts. They shouldn't be so close. They scared a bear I was after on the road system this spring while I was in pursuit. It pissed me off they flew so close and so slow that I could of hit the helicopter with a snow ball.
- ☛ We need to find ways to take more brown bears and wolves. They are really hurting the moose, especially the bears.
- ☛ Very reduced trapping effort on my part this year. Due to job relocation. Split 3 week effort between Kodiak and Sitka and only a handful of traps out. Fuel prices are also having significant impact on my ability to check line as frequently as I would prefer.
- ☛ Keep up the good work. Thank you!!
- ☛ Decrease in wolf numbers in upper King Salmon river (17B) and Shotgun Creek 19B) + Chulkowan, + Koewekluk could be directly related to absence of moose.
- ☛ We should have a moose season in fall in area 9D. Everywhere else in area 9 has a fall season except us.
- ☛ Take the limit of unit 8 beaver off the road system there's lots. Plant marten on Kodiak Island, there's lots of great habitat! Maybe some mink too. While your at it plant lynx too!
- ☛ Hardly anyone traps in village nowadays. Traveling - trapping partner passed on last spring. Missed him this year - knowledgeable - dependable partner.
- ☛ More airial wolf control.

- ☛ Way too many brown bears in Unit 9 which caused some loss of fur & traps. Wish game commission would allow at least 1 bear per year, rather than 1 every 4 years.
- ☛ There was an increase in a pelt damaging parasite (lice?) in the fox I trapped this season in Unit 8. 25% of the pelts in 2005-06 season had some damage while 75% had damage this season.
- ☛ Let the park rangers stay off our trapline and trapping trails. Game gets scarce when they start going on our trapline. They can make their own trails some place else.
- ☛ I think that mink and ermine season ought to be extended to the 31st of March, same as otter. They are very abundant in our area.

## Interior

- ☛ I believe in decentralization. There should be a biological reason (not political or otherwise) for ADFG decisions. If there is not a justified reason for restricting the public, it should not be done.
- ☛ The Alaska Trappers Assoc puts red signs on public land and leaves them there for years, and they don't trap it, but it does seem to scare everyone away. One area in 20A, a guy put one of those signs on every trail he found. This can't be good for other people who trap because what if that person who is claiming this land doesn't trap the difficult animals like wolves? Who is going to catch them? Should we buy our trapping license from the Alaska Trappers Assoc.
- ☛ The winter moose hunt in Minto flats has a negative effect on trapping in this area because of trail damage, set disruption, fur and trap theft by hunters.
- ☛ Limit of 25 beaver in 20B is good idea. Early season for beaver bad idea.
- ☛ I'm glad to see ADFG extend the beaver season when so few people are trapping them.
- ☛ Keep up the good work!! One other thing, we are getting more and more people up here. One day we may have to change things a bit. Please don't be afraid to shorten seasons etc. The game Dept. down on the Keni River is afraid to do what is right for that river. Let's never let that happen to trapping. Thanks. P.S. People are getting farther out than ever. They walk there dogs without a leash and we need to admit it, they always will. The leash law is junk. Every trapper needs to be more careful than ever about dogs. People love their dogs as much as any family member. We must mark our lines very very well with no mistakes.
- ☛ Thank you! Keep up the good work.
- ☛ I have not actively trapped (put out traps) for over 20 years. I buy a trapping license most years thinking I will, but I never seem to get around to it. During trapping season I usually go out looking for wolves, on nice days. Someday I might find one.
- ☛ I don't see why each individual trapper has to get their fur sealed. This could easily be handled in mass by the fur buyers. I find it a real pain in the butt to pack up my fur, go to the sealers house and unpack it and pack it up again. Then maybe the sealer isn't home and I can't even ship it that day, gotta take it all home and try another day. We could simply send our trapping license number with the fur as long as it was in state. For those who ship out of state they could call and request x amount of seals from ADFG.
- ☛ No more aerial hunts for wolves, stop the cow/calf moose hunts. If the Fish and Game Board wants to kill everything send them to Iraq.
- ☛ We trap because it is an activity that keeps us active and close to the cycles of nature. Winter is the best time of year and we spend it in a truly interesting and dynamic ecosystem. It is all about the intangible aspects of what things constitute or make up the so-called quality of life. Money, although necessary to support our passion for trapping, is secondary.
- ☛ That winter hunt was on my trap line. No less than 4 snowgoes per day. The trapline jumper who I will have to stop some how. The hunters came day + night they traveled the trail and killed every moose they saw including bulls with horns still.
- ☛ I dislike the late lynx seasons. If you have other trappers around who don't wait your out of luck.
- ☛ Beaver trapping season should be shorter, hides are not prime before January.
- ☛ Trapped with a partner on Eielson/Wainwright. We drew a bad/lousy trapline. Not many animals on our line.
- ☛ Have an open season on greenies and democrats.
- ☛ Climate change has made the last few years difficult to run snowmachines without damage.
- ☛ Lots of rabbits. Should be a high next season or the following.
- ☛ The coyote I shot on the Tanana flats had severe pelt damage due to a louse infestation. The fur on its back was very short starting at its shoulders going all the way to its hips.
- ☛ May be there should be a harvest report card that trappers have to fill out and send in each year. This could help track some of the info you are looking for. Keep up the good work. :)
- ☛ Thanks.
- ☛ Hares should peak in 2 -3 years around Fairbanks.

- ☼ Hi, I put out very little effort, this past season. I only trapped these to eat 'em. Good questionair, a little involved...
- ☼ You don't want to hear em.
- ☼ Amount of game animals accesibal in area very low. Wanting to try up on haul road corridor more next season.
- ☼ I believe that marten skulls are the perfect skull for display purposes. Not too big, not too small.
- ☼ I highly appreciate your efforts in consolidating trapping & trapline info. Despite a lot of trappers complaining about no where to trap. I suggest you need to put more hard work into finding an area there's plenty to be had.
- ☼ Not at this time. Thank you for the oppurtunity to harvest wild fish and game!
- ☼ Now that we have good moose population in 20A, 20B. Noted by the increase cow moose hunts, and some bull winter hunts. There is a growing conflict with hunter using traplines. Using the access is not as much the problem as the thief of fur and equipment and distruction of sets. A large portion of these hunts coinside with the wolf breeding season which is a optimal time to target wolves. (Trapper are somewhat a very large reason we have the moose population) Now we have to contend with other irresposable hunters their out there for the weekend, trappers are trying to use whole season to due what ADFG ask trappers to due catch wolves! Having the hunt in very early winter or very late would be much better for all users, not smack dab in the wolf rut. Side note: Do you realize what good wolf equiment cost these days? Having it stolen is a real hart break :(
- ☼ Reeevaluate density of wolves in 20E & 12.
- ☼ It helps in writing to read about medicin plants herb plants, better learning and writing, trapping mink praries North Dakota, eastern mountains the suppys. Number 1 long spring the supplys when it maybe should be snares, and is 90 per cent good and more in the praries, and allmost nothen here, woods the difference mink and martin, except in the yard and checked each day. Mink coats are made of the feet of the mink, that no doubt is the legs of mink. Raised mink the most maybe. Martin maybe would be the same thing, caught a martin in a number 1 long spring near camp one leg ruined. Ive read where cord snares wear used for lynx in Canada many years ago and I think snowshoe rabbits would be the same, flax is the strongest natural fiber maybe used in 3 different thicknesses for leather sewing, .15 flax cord good for snaring, mountain currants haven't yeilded except some for 25 years. 4 pints last year in all the mountains. Found dwarf blueberrys on a mountain ridge 5 or 6 year's ago don't know of anybody that knows where there's any.
- ☼ We need more beaver trappers, also need spring beaver hunting or shooting. Too many beavers Units 21D, 24.
- ☼ ADFG needs to assist trappers "How to" make breakaway snares. Have some wolf snaring schools in all AB offices!
- ☼ You guys are doing a good job.
- ☼ I would like to see bear and wolf (aireal) control in our area to ensure a good moose population.
- ☼ ADFG is starting to listen. Thanks a lot.
- ☼ Open lynx season in 20D from November 1 until at least March 15 - can't cross river until January most years. This is by Robertson River. I am in favor of fly-in wolf control program. Also a bounty should be put on wolves for the trappers.
- ☼ Marten numbers were good but lack of snow restricted travel. I got out late but managed to catch 6 wolves. Their pop is up this season, or I had a higher encounter rate as snow depth allowed them to move freely, into others territories. The wolves I caught were all adults and were about 10-15% lighter than normal for their size. Game animals (moose, caribou, etc.) are in very good shape with 10-20% more weight as they were unrestricted and were able to feed at will and evade preditors better. The lakes froze deep and muskrats froze out having high mortalities. Hares are about 20% into the rebuild and we are many years from peak. There are a FEW large lynx around. Thanks.
- ☼ I only have 2 short lines and this year I saw the most tracks I have ever seen since I was about 14 or 15 years old. I am now 33.
- ☼ My decrease in trapping was due to going to college full time in the spring semester. It was a good year for trapping.
- ☼ Times have changed. No one lives out camp anymore, like about 30 years ago. Everyone lives in the village now, + joined the cash economy. It takes money to live and that means 9-5 or else rob a bank or roll someone (just kidding). We have bills to pay, buy a new boat, motor, snowmachine etc etc. Besides its easier to live in town. People that used to live out camp were tough, they had to be. I envy them. One problem we have in our area is to much wolves. They kill all the moose cow, calves and young bulls. Its an ongoing problem. Hope it gets where everyone can get by with subsistence needs and other stuff.
- ☼ Traps should be checked often, every few days at least.
- ☼ Keep up the good work - don't ban leg hold traps - good to be in a state where trapping is accepted.
- ☼ Open up coyote season year round, these guys are harder on the dall sheep pop. than wolves.

- ☛ I have a trapper setting on my trail. I left him a note to please remove his gear and was ignored. So much for trapping ethics.
- ☛ Stop cow killing in the flats.
- ☛ I basically didn't trap this year. I was busy. When I did get out I wasn't seeing the normal wolf tracks I usually do. I was seeing tracks of single and doubles but only saw tracks of 1 pack. I wasn't out much though. I didn't even bother putting out any wolf sets. Other people in the area caught a few wolves. I only put out a couple of wolverine sets right at the end of season. I got a hold of one in a 330 connibear. It completely destroyed the tree and whole set and got away with my trap. I tracked it for 2 days and then the wind blew. A real bummer!
- ☛ Need more wildlife troopers. I had wolf stolen from my line, took 6 weeks + for investigation. Reason stated why! Too busy!!
- ☛ Little snow - rough trails but OK for a dog team. Marten still very depressed in our area but pockets of VERY high numbers just 30-40 miles west. We would like to see more marten studies about causes of hi/low populations and effects of trapping.
- ☛ Saw very good lynx sign last two seasons. Saw females with grown kittens several times. Once, even watched female with 4 kittens! All but one of the lynx we caught were males. The males were all in good condition but had no extra fat. The female was very fat. Saw large increase in mink populations. We don't make any effort to trap them but I am sure we could have caught 40 or more if we would have tried. More mink this year than I have ever seen. We snared one female coyote. We were amazed how fat she was -like someone's pet! Really fat. Marten population seems to be on the rise. (slowly) We did very well despite that fact that this is not real good marten country. We pulled traps set for marten in January because we started catching to many females. Am happy to provide any information that we can. Thank you for sending this out.
- ☛ I did some spatial statistics on my trapline using ArcGIS and found that I had marten densities of ~5 per square mile. I attributed this to a fire in 2004 forcing the marten into smaller patches of suitable habitat.
- ☛ I would like a copy of your findings, my partner has some from the early 80's we would like to see if there are any trends and or improvements.
- ☛ Better law enforcement to stop the theaves.
- ☛ I think Unit 12 should have stayed on the Lynx Tracking Strategy.
- ☛ I don't get to trap as much as I'd like to because I sprint race sled dogs. But I take my two young boys out trapping as much as I can. I would like to get the trapping report if I could. Thanks.
- ☛ Greatly thankful for the removal of the beaver tagging requirement for 20C, 20B area. They are very abundant and it was really a chore to comply with in the past.
- ☛ Thank you! :)
- ☛ Keep up the good work supporting predator control efforts.
- ☛ My main interest was wolves and they only came thru once before I had to leave. It is a pack of 18 to 20 wolves. Next year I will thin them out some!
- ☛ Please consider "registered traplines," at least for remote or semi-remote long lines that have 20 or more years established, continual use. Possibly: intensive management trapline drainage or some way to control road trappers to 8 mi. or so from highway system. It is impossible to maintain a harvestable population of predator species if you don't know how many animals have been taken from the area you are trapping. It has been my experience that over-trapping has occurred 100% of the times my trapline has been invaded by "town trappers" that don't have to cut any trail, I've already cut and maintained it, and encounter an abundance of furbearers, because I have always left a good breeding population by pulling my traps at the first sign of overtrapping, or not set for a species at the low of their cycle. 10 years of planning and conservation can be wiped out in one season by unethical, greedy trappers.
- ☛ I believe my lack of success was due mostly to no pre-season scouting and unfamiliar with the area. I am a hobby trapper only and rarely sell my furs.
- ☛ I wish beaver season would open a couple of weeks earlier so I could trap them when they are more active.
- ☛ First year trapping in Alaska (or anywhere). I had a difficult time finding an area to trap since I do not have a snow machine. Except for 1 rabbit I had no success.
- ☛ Need to have incentives for trappers to control wolves. If trappers can afford to trap wolves it is the cheapest way for the state to control wolves.
- ☛ I did not trap very long due to snow machine broke down and high fuel price.
- ☛ The moose around Circle is almost non-existent. The taking of cows has to stop. We need to see some enforcement or a little concern by local organizations. The road between Circle and Central should be closed to the taking of moose two miles on either side of the Steese Hwy.
- ☛ This questionnaire is good. Keep doing it. Publishing the data and sending it back to trappers is a waste of money. Give those funds to Craig Gardner or Jack Whitman to do some furbearer reaserch. Cut off all funding to morons like Rick Sinott and Jesse Coltrane and Howard Golden. All they are is P.R. flacks for the Anchorage Greenies. Lets have more biology and less politics.

- ☛ This year I did field testing with coniber traps. Mostly for marten-wolverine. The quick humane killing ability of these sets led to nothing but positive results. Non target catch almost nothing. And zero damage to the fur. Thank you
- ☛ BLM needs to be kicked out of the state of Alaska!
- ☛ I'll have more info next year. Thank you!
- ☛ Please do not give cabin permits on my line.
- ☛ I saw one moose track in six months. No moose due to very high bear predation. No wolves because their isn't anything to eat. Moose will never increase in my area till bears are thinned out.
- ☛ Trapping was fair-good.
- ☛ I mostly had the trappers license for my involvement in aerial hunting of wolves. Good to see involvement from ADF&G with the trapping community.
- ☛ I don't trap much anymore. Continue to purchase a license to support the tradition. Sometimes stats are everything. Don't need someone using low trapper numbers against us. And who knows, maybe I'll come across a spot that just needs a set. I liked last years report.
- ☛ Wolves have all but exterminated the moose and are now not as common.They seem to have moved off. Wolves have also put a big dent in the beaver pop.
- ☛ I think the trapping openings should be enforced. Those that trap to early just because snow maybe on the ground send the wrong message to younger people plus the fur is not prime anyhow. And the biggest reason is that because martin is easier to catch the guys walk off the road system along the rivers cross long established trapping areas, etc. So when the martin is real prime after some good cold weather, I like to go then and most have already been caught. So, I would hope that the fish + game would enforce the opening dates. The opening shouldn't be the first snow!
- ☛ For the first time in many years we had traps stolen - very disappointing! Trapping continues to be a highlight of winter season.
- ☛ Lynx season needs to be increased in GMU 20A. Short lynx seasons affect my overall catch because I can't set any traps that could potentially catch lynx. Longer lynx seasons will not affect the overall lynx population. Lynx are the most abundant furbearer in 20A and they have the shortest season.

## Arctic & Western

- ☛ Wonder how guiding operations are affecting wolverine numbers. Pelts of little value during fall hunting; should be no open season for wolverine till Nov 1.
- ☛ Did not spend as much time on traplines this season due to employment compared to past seasons. Also did not set out a full trapline as I would like to. Maybe next season. :)
- ☛ More education for trappers would be better.
- ☛ Need more enforcement - law, to many hunters using dead cairbou for fur bait over the years in Goodhope River and also the Keeywalik River around Candle, Alaska. More dead cairbou on the Kobuk Lake.
- ☛ My trapping effort has decreased due to a work schedule change. I hope to increase next year. Thanks to ADFG for continuing the questionnaire, it's interesting to see results from all over AK.
- ☛ No moose, no caribou, means no wolf or wolverine. Our moose population in 22A is at such a dangerously low level the wolves are at an all time low too. The state should call their predator control programs "predator enhancement programs" because in essence if you keep a moose population you can also keep a predator population.
- ☛ F&G tracks furbearer harvest 3 ways. Furbuyer reports, sealing records, and fur export permits. These 3 methods provide overlapping information and inaccurate data. Fur export permits should not be required for furs required to be sealed. Harvest data needs to be reliable and except for sealing records, your data isn't reliable. Kim Beckman in Fbks is rude and is not helping F&G's image with trappers. Put a gag on Rick Sinnot and Jessie Coltrane in Anch. 2 more F&G employees doing their best to alienate trappers.
- ☛ I love the Trapper Report. Thank you and keep up the good work.
- ☛ I think it is important to leave another trappers trapline and traps alone.
- ☛ Weather patterns are changing. Not much snow to go out into the wilderness when the pelts are in their prime.
- ☛ Too many bear and wolfs killing off all the moose.
- ☛ The state can afford to relocate bears with aircraft in some areas, why don't they move some moose from the Yukon to the Kuskokwim? Other than wondering about that, I hope next winter brings more snow and better trappin' conditions, I can hardly wait.
- ☛ They should trap beaver year around there's to many of them around! They dam the rivers, sloughs and stink up the lake!
- ☛ High fuel prices and two toddlers at home led to my spending less time trapping.

- ❁ Lynx populations are exploding in certain areas of Unit 18 near Mt Village namely the Kashunuk River, Kuzzelvak Mtn and Clearwater River. The population is very high in these areas and fairly abundant in most other areas around here. The wolf population is low, I have only seen a half a dozen tracks all winter in my trapping areas, only 3 were caught from this village, all ground shot, I was figuring with our moose population doing real well, we would see more wolves but that hasn't happened yet. The country is rather open and that makes easy tracking for hunters. The fox population seems to be going down because of the lynx (I think) but they are still plenty full in most areas. We still have plenty of beaver and no beaver trappers. All in all trapping pressure is light and fur populations are doing well and under utilized. Having a local furbuyer here would encourage more people to trap.
- ❁ Open fall moose hunting season earlier for the family like in Russian Mission and our young generations before going into school for hard concentrated learning. Thank you for the best meat to be eaten by everyone.
- ❁ I think the state needs to collect a 1% tax from all furbuyers of Alaska fur for an Alaskan fur marketing council. This would be modeled after the 1% tax collected from fisherman. Let's be proactive about marketing our beautiful Alaska furs. Also, get a bunch of land based predator control agents (i.e. wolf trappers) to take care of wolves in wolf control areas. Since aerial hunting is so dependent on fresh snow its not consistently successful. But skillful trappers are more consistent especially if flown around and put on kills. Plus they aren't so controversial. I don't agree with the premis that trapping is not an effective wolf control instrument. Tell that to the trappers that teach wolf trapping school. Those boys could take the target numbers of wolves in short order barring an atrociously bad winter. So, put them on the payroll!
- ❁ I hope that God will bless ADFG with abundance and bounty. Keep up the good work, have a safe and happy year.

## AUTHOR'S NOTE

I would like to thank Alexis Grundmann for patiently entering all of the 2006-07 questionnaire data and Patti Harper for her editorial assistance.

I would also like to extend my thanks to all of you who responded to the 2006-07 trapper survey – I hope you enjoy the report. Your responses to this survey are strictly voluntary, but the higher the response rate, the better our understanding of what is happening with trapping and furbearer populations in Alaska and the better we can manage these resources. It also gives you a better understanding of how other trappers fared statewide. Please continue to return your surveys and encourage other trappers you know to participate as well. If you know any trappers who want to receive a questionnaire and report, have them contact me at the phone number or email listed below.

Finally, many thanks to all of you who submitted trapping photos to me. I enjoyed seeing them and look forward to sharing them with others in this and future Trapper Reports.

Good luck in the field this year.

Sincerely,

Karen Blejwas  
 Wildlife Biologist  
 (907) 465-4148  
 karen.blejwas@alaska.gov





Photo by Lance Kramer



Photo by Clark Whitney



Photo by Nicholas Askoar

**Alaska Department of Fish and Game  
Division of Wildlife Conservation**



Photo by Keenan Jenkins

**December 2010**